

Lotus Brands Hatch Celebration

Brands Hatch Indy Circuit

24th March 2007



Results Provided by MST Sports Timing Ltd
www.msttiming.com

Lotus Brands Hatch Celebration

Sorted on Best Lap time

BARC SE Sports/Saloons

Brands Hatch Indy 1.199 Miles

Qualifying 3

24/03/2007 09:51

Qualify (15:00 Time)

Pos	No.	Class	Name	Car	Laps	Best Tm	Diff	Best Spd	n Lap	2nd Best
1	44	A BARC S	Rod Birley	Ford Escort WRC	7	51.355	-	84.022	7	52.411
2	7	Tiger BAF	Mark Steward	Tiger R6	13	54.335	+2.980	79.414	6	54.810
3	68	Tiger BAF	Paul DUDLEY	Tiger R6	13	54.977	+3.622	78.487	8	55.495
4	10	B BARC S	Trevor Nicosia	Lancia Kappa	13	55.345	+3.990	77.965	12	55.471
5	58	Tiger BAF	Mick Grant	Tiger R6	13	55.791	+4.436	77.342	6	56.421
6	12	B BARC S	David Fuller	MG Midget	14	55.920	+4.565	77.163	11	56.318
7	39	Tiger BAF	Stewart Fenton	Tiger Cat E1	13	56.037	+4.682	77.002	9	56.254
8	25	A BARC S	Derek Parker	Caterham Seven	7	56.319	+4.964	76.616	6	56.662
9	18	Tiger BAF	Mark Steadman	Tiger R6	13	56.395	+5.040	76.513	6	56.707
10	5	A BARC S	Gareth Smith	Toyota Starlet	12	56.399	+5.044	76.508	9	56.800
11	41	A BARC S	Nick Starkey	Caterham Superlite	4	56.625	+5.270	76.202	2	57.428
12	91	Tiger BAF	Steve Quenby	Tiger R6	10	56.990	+5.635	75.714	7	57.072
13	59	D BARC S	Tim Creighton	Proton Coupe	5	57.092	+5.737	75.579	5	57.291
14	6	B BARC S	Steve Weatherly	Ford Sierra	12	57.219	+5.864	75.411	11	57.360
15	19	T2 BARC	Steve Griffiths	Tiger Avon	12	58.045	+6.690	74.338	10	58.535
16	75	Tiger BAF	Paul Bickers	Tiger R6	12	58.498	+7.143	73.763	6	58.949
17	72	T2 BARC	John Strickland	Alfa Romeo 33	13	58.770	+7.415	73.421	12	59.255
18	49	T3 BARC	Bill Richards	Rover Mini	10	58.802	+7.447	73.381	9	58.813
19	34	T2 BARC	Stephen Dann	Volkswagen Golf	12	59.131	+7.776	72.973	7	59.319
20	61	Tiger BAF	Gareth Cordey	Tiger R6	12	59.199	+7.844	72.889	10	59.778
21	29	Tiger BAF	Adam Wilkins	Tiger Avon	12	59.202	+7.847	72.885	6	59.619
22	36	T2 BARC	Dean Spurr	BMW 320i	12	59.516	+8.161	72.501	7	59.952
23	50	T2 BARC	Andrew Partridge	BMW 320	8	59.754	+8.399	72.212	3	1:00.464
24	70	T2 BARC	Simon Fox	BMW 318i	13	1:00.102	+8.747	71.794	10	1:00.108
25	11	T2 BARC	Alan Stuart	BMW E30 318i	12	1:00.499	+9.144	71.323	6	1:00.673
26	33	T2 BARC	Jamie Smith	BMW E30 320i	12	1:00.611	+9.256	71.191	11	1:00.855
27	88	Tiger BAF	Paul SWONNELL	Tiger R6	12	1:00.895	+9.540	70.859	11	1:01.744
28	77	T2 BARC	Andrew Cotterill	BMW 320i	9	1:01.136	+9.781	70.580	3	1:01.435
29	20	T2 BARC	Gary Chappell	Toyota Celica GT	12	1:01.470	+10.115	70.196	10	1:01.503
30	62	T2 BARC	Richard Cormode	BMW E30 320i	13	1:01.511	+10.156	70.149	12	1:01.517
31	23	T2 BARC	Brian Daly	BMW 318i	11	1:01.817	+10.462	69.802	7	1:02.345
32	1	Tiger BAF	Christopher Brooks	Tiger R6	12	1:03.258	+11.903	68.212	3	1:03.514

Lotus Brands Hatch Celebration

BARC SE Sports/Saloons

Brands Hatch Indy 1.199 Miles

Qualifying 3

24/03/2007 09:51

Qualify (15:00 Time)

Lap Lap Tm Diff Time of Day

(44) Rod Birley

1	-:--		9:53:15.072
2	58.772	+7.417	9:54:13.844
3	4:44.836	+3:53.481	9:58:58.680
4	52.516	+1.161	9:59:51.196
5	52.411	+1.056	10:00:43.607
6	52.437	+1.082	10:01:36.044
7	51.355	-	10:02:27.399

(7) Mark Steward

1	-:--		9:53:20.679
2	57.971	+3.636	9:54:18.650
3	56.159	+1.824	9:55:14.809
4	56.148	+1.813	9:56:10.957
5	54.810	+0.475	9:57:05.767
6	54.335	-	9:58:00.102
7	56.061	+1.726	9:58:56.163
8	56.026	+1.691	9:59:52.189
9	57.094	+2.759	10:00:49.283
10	56.984	+2.649	10:01:46.267
11	57.482	+3.147	10:02:43.749
12	57.190	+2.855	10:03:40.939
13	56.981	+2.646	10:04:37.920

(68) Paul DUDLEY

1	-:--		9:53:29.631
2	1:02.500	+7.523	9:54:32.131
3	59.735	+4.758	9:55:31.866
4	58.337	+3.360	9:56:30.203
5	57.335	+2.358	9:57:27.538
6	57.080	+2.103	9:58:24.618
7	55.582	+0.605	9:59:20.200
8	54.977	-	10:00:15.177
9	55.587	+0.610	10:01:10.764
10	56.631	+1.654	10:02:07.395
11	57.215	+2.238	10:03:04.610
12	55.495	+0.518	10:04:00.105
13	56.433	+1.456	10:04:56.538

(10) Trevor Nicosia

1	-:--		9:53:15.382
2	1:02.607	+7.262	9:54:17.989
3	59.753	+4.408	9:55:17.742
4	58.058	+2.713	9:56:15.800
5	56.979	+1.634	9:57:12.779
6	56.544	+1.199	9:58:09.323
7	56.146	+0.801	9:59:05.469
8	55.481	+0.136	10:00:00.950
9	55.695	+0.350	10:00:56.645
10	57.116	+1.771	10:01:53.761
11	55.471	+0.126	10:02:49.232
12	55.345	-	10:03:44.577
13	55.630	+0.285	10:04:40.207

(58) Mick Grant

1	-:--		9:53:10.802
2	59.932	+4.141	9:54:10.734
3	57.598	+1.807	9:55:08.332
4	56.767	+0.976	9:56:05.099
5	56.764	+0.973	9:57:01.863
6	55.791	-	9:57:57.654
7	56.421	+0.630	9:58:54.075
8	56.681	+0.890	9:59:50.756
9	57.773	+1.982	10:00:48.529
10	56.861	+1.070	10:01:45.390

Lap Lap Tm Diff Time of Day

11	56.790	+0.999	10:02:42.180
12	56.679	+0.888	10:03:38.859
13	56.581	+0.790	10:04:35.440

(12) David Fuller

1	-:--		9:52:41.119
2	59.352	+3.432	9:53:40.471
3	59.526	+3.606	9:54:39.997
4	58.135	+2.215	9:55:38.132
5	59.741	+3.821	9:56:37.873
6	56.779	+0.859	9:57:34.652
7	57.088	+1.168	9:58:31.740
8	57.957	+2.037	9:59:29.697
9	56.797	+0.877	10:00:26.494
10	56.534	+0.614	10:01:23.028
11	55.920	-	10:02:18.948
12	56.318	+0.398	10:03:15.266
13	56.364	+0.444	10:04:11.630
14	57.473	+1.553	10:05:09.103

(39) Stewart Fenton

1	-:--		9:53:31.640
2	1:01.687	+5.650	9:54:33.327
3	1:03.671	+7.634	9:55:36.998
4	1:03.085	+7.048	9:56:40.083
5	57.781	+1.744	9:57:37.864
6	58.587	+2.550	9:58:36.451
7	58.362	+2.325	9:59:34.813
8	56.986	+0.949	10:00:31.799
9	56.037	-	10:01:27.836
10	56.254	+0.217	10:02:24.090
11	57.250	+1.213	10:03:21.340
12	57.431	+1.394	10:04:18.771
13	57.623	+1.586	10:05:16.394

(25) Derek Parker

1	-:--		9:53:03.699
2	1:02.238	+5.919	9:54:05.937
3	1:01.064	+4.745	9:55:07.001
4	57.982	+1.663	9:56:04.983
5	58.234	+1.915	9:57:03.217
6	56.319	-	9:57:59.536
7	56.662	+0.343	9:58:56.198

(18) Mark Steadman

1	-:--		9:53:05.162
2	1:00.978	+4.583	9:54:06.140
3	59.284	+2.889	9:55:05.424
4	57.569	+1.174	9:56:02.993
5	57.373	+0.978	9:57:00.366
6	56.395	-	9:57:56.761
7	56.707	+0.312	9:58:53.468
8	56.857	+0.462	9:59:50.325
9	57.920	+1.525	10:00:48.245
10	58.004	+1.609	10:01:46.249
11	58.582	+2.187	10:02:44.831
12	58.077	+1.682	10:03:42.908
13	58.680	+2.285	10:04:41.588

(5) Gareth Smith

1	-:--		9:53:26.608
2	1:00.774	+4.375	9:54:27.382
3	57.601	+1.202	9:55:24.983
4	57.342	+0.943	9:56:22.325
5	57.283	+0.884	9:57:19.608
6	56.800	+0.401	9:58:16.408

Lap Lap Tm Diff Time of Day

7	58.362	+1.963	9:59:14.770
8	57.224	+0.825	10:00:11.994
9	56.399	-	10:01:08.393
10	58.571	+2.172	10:02:06.964
11	58.012	+1.613	10:03:04.976
12	1:29.721	+33.322	10:04:34.697

(41) Nick Starkey

1	-:--		9:53:07.111
2	56.625	-	9:54:03.736
3	57.428	+0.803	9:55:01.164
4	59.575	+2.950	9:56:00.739

(91) Steve Quenby

1	-:--		9:53:27.510
2	1:00.907	+3.917	9:54:28.417
3	58.440	+1.450	9:55:26.857
4	58.413	+1.423	9:56:25.270
5	58.505	+1.515	9:57:23.775
6	57.487	+0.497	9:58:21.262
7	56.990	-	9:59:18.252
8	57.072	+0.082	10:00:15.324
9	1:01.226	+4.236	10:01:16.550
10	57.635	+0.645	10:02:14.185

(59) Tim Creighton

1	-:--		9:58:25.639
2	57.291	+0.199	9:59:22.930
3	57.481	+0.389	10:00:20.411
4	2:52.412	+1:55.320	10:03:12.823
5	57.092	-	10:04:09.915

(6) Steve Weatherly

1	-:--		9:52:45.714
2	1:03.863	+6.644	9:53:49.577
3	59.688	+2.469	9:54:49.265
4	58.586	+1.367	9:55:47.851
5	57.430	+0.211	9:56:45.281
6	57.871	+0.652	9:57:43.152
7	57.360	+0.141	9:58:40.512
8	58.248	+1.029	9:59:38.760
9	58.516	+1.297	10:00:37.276
10	58.023	+0.804	10:01:35.299
11	57.219	-	10:02:32.518
12	1:48.400	+51.181	10:04:20.918

(19) Steve Griffiths

1	-:--		9:53:13.324
2	1:06.407	+8.362	9:54:19.731
3	1:02.961	+4.916	9:55:22.692
4	1:02.099	+4.054	9:56:24.791
5	1:01.603	+3.558	9:57:26.394
6	1:00.016	+1.971	9:58:26.410
7	58.535	+0.490	9:59:24.945
8	59.598	+1.553	10:00:24.543
9	59.595	+1.550	10:01:24.138
10	58.045	-	10:02:22.183
11	59.577	+1.532	10:03:21.760
12	58.585	+0.540	10:04:20.345

(75) Paul Bickers

1	-:--		9:53:36.232
2	1:02.601	+4.103	9:54:38.833
3	1:01.962	+3.464	9:55:40.795
4	59.959	+1.461	9:56:40.754
5	1:00.039	+1.541	9:57:40.793

Lotus Brands Hatch Celebration

BARC SE Sports/Saloons

Brands Hatch Indy 1.199 Miles

Qualifying 3

24/03/2007 09:51

Qualify (15:00 Time)

Lap	Lap Tm	Diff	Time of Day
6	58.498	-	9:58:39.291
7	58.949	+0.451	9:59:38.240
8	1:00.245	+1.747	10:00:38.485
9	1:00.011	+1.513	10:01:38.496
10	59.200	+0.702	10:02:37.696
11	1:00.288	+1.790	10:03:37.984
12	59.305	+0.807	10:04:37.289

(72) John Strickland

1	-:--	-	9:52:31.397
2	1:03.600	+4.830	9:53:34.997
3	1:00.770	+2.000	9:54:35.767
4	1:00.718	+1.948	9:55:36.485
5	1:01.088	+2.318	9:56:37.573
6	59.469	+0.699	9:57:37.042
7	59.784	+1.014	9:58:36.826
8	1:09.084	+10.314	9:59:45.910
9	1:20.400	+21.630	10:01:06.310
10	1:00.199	+1.429	10:02:06.509
11	59.656	+0.886	10:03:06.165
12	58.770	-	10:04:04.935
13	59.255	+0.485	10:05:04.190

(49) Bill Richards

1	-:--	-	9:55:11.001
2	1:03.047	+4.245	9:56:14.048
3	1:00.688	+1.886	9:57:14.736
4	1:00.223	+1.421	9:58:14.959
5	1:00.110	+1.308	9:59:15.069
6	59.283	+0.481	10:00:14.352
7	1:00.037	+1.235	10:01:14.389
8	59.267	+0.465	10:02:13.656
9	58.802	-	10:03:12.458
10	58.813	+0.011	10:04:11.271

(34) Stephen Dann

1	-:--	-	9:53:36.538
2	1:01.350	+2.219	9:54:37.888
3	59.771	+0.640	9:55:37.659
4	1:02.341	+3.210	9:56:40.000
5	1:00.519	+1.388	9:57:40.519
6	59.319	+0.188	9:58:39.838
7	59.131	-	9:59:38.969
8	1:00.128	+0.997	10:00:39.097
9	1:00.463	+1.332	10:01:39.560
10	59.587	+0.456	10:02:39.147
11	59.608	+0.477	10:03:38.755
12	1:00.207	+1.076	10:04:38.962

(61) Gareth Cordey

1	-:--	-	9:53:28.161
2	1:03.824	+4.625	9:54:31.985
3	1:03.014	+3.815	9:55:34.999
4	1:03.644	+4.445	9:56:38.643
5	1:01.855	+2.656	9:57:40.498
6	1:00.157	+0.958	9:58:40.655
7	1:00.532	+1.333	9:59:41.187
8	1:01.492	+2.293	10:00:42.679
9	1:00.135	+0.936	10:01:42.814
10	59.199	-	10:02:42.013
11	59.778	+0.579	10:03:41.791
12	1:00.811	+1.612	10:04:42.602

(29) Adam Wilkins

1	-:--	-	9:53:28.507
2	1:03.872	+4.670	9:54:32.379

Lap	Lap Tm	Diff	Time of Day
3	1:02.931	+3.729	9:55:35.310
4	1:02.822	+3.620	9:56:38.132
5	1:00.370	+1.168	9:57:38.502
6	59.202	-	9:58:37.704
7	1:00.134	+0.932	9:59:37.838
8	1:04.190	+4.988	10:00:42.028
9	59.619	+0.417	10:01:41.647
10	59.938	+0.736	10:02:41.585
11	59.792	+0.590	10:03:41.377
12	1:00.632	+1.430	10:04:42.009

(36) Dean Spurr

1	-:--	-	9:52:33.807
2	1:03.566	+4.050	9:53:37.373
3	1:02.477	+2.961	9:54:39.850
4	1:05.307	+5.791	9:55:45.157
5	59.952	+0.436	9:56:45.109
6	1:04.940	+5.424	9:57:50.049
7	59.516	-	9:58:49.565
8	1:11.462	+11.946	10:00:01.027
9	1:04.714	+5.198	10:01:05.741
10	1:01.420	+1.904	10:02:07.161
11	1:01.421	+1.905	10:03:08.582
12	1:04.042	+4.526	10:04:12.624

(50) Andrew Partridge

1	-:--	-	9:57:42.320
2	1:00.724	+0.970	9:58:43.044
3	59.754	-	9:59:42.798
4	1:00.726	+0.972	10:00:43.524
5	1:00.464	+0.710	10:01:43.988
6	1:00.468	+0.714	10:02:44.456
7	1:00.593	+0.839	10:03:45.049
8	1:01.085	+1.331	10:04:46.134

(70) Simon Fox

1	-:--	-	9:52:36.969
2	1:02.723	+2.621	9:53:39.692
3	1:02.276	+2.174	9:54:41.968
4	1:00.570	+0.468	9:55:42.538
5	1:00.656	+0.554	9:56:43.194
6	1:00.721	+0.619	9:57:43.915
7	1:00.337	+0.235	9:58:44.252
8	1:00.108	+0.006	9:59:44.360
9	1:00.627	+0.525	10:00:44.987
10	1:00.102	-	10:01:45.089
11	1:01.611	+1.509	10:02:46.700
12	1:00.583	+0.481	10:03:47.283
13	1:01.082	+0.980	10:04:48.365

(11) Alan Stuart

1	-:--	-	9:53:24.364
2	1:03.079	+2.580	9:54:27.443
3	1:02.201	+1.702	9:55:29.644
4	1:01.776	+1.277	9:56:31.420
5	1:00.698	+0.199	9:57:32.118
6	1:00.499	-	9:58:32.617
7	1:02.373	+1.874	9:59:34.990
8	1:01.272	+0.773	10:00:36.262
9	1:01.269	+0.770	10:01:37.531
10	1:00.673	+0.174	10:02:38.204
11	1:01.121	+0.622	10:03:39.325
12	1:00.945	+0.446	10:04:40.270

(33) Jamie Smith

1	-:--	-	9:53:22.125
---	------	---	-------------

Lap	Lap Tm	Diff	Time of Day
2	1:04.287	+3.676	9:54:26.412
3	1:02.751	+2.140	9:55:29.163
4	1:02.320	+1.709	9:56:31.483
5	1:01.316	+0.705	9:57:32.799
6	1:01.092	+0.481	9:58:33.891
7	1:01.449	+0.838	9:59:35.340
8	1:01.458	+0.847	10:00:36.798
9	1:01.403	+0.792	10:01:38.201
10	1:01.930	+1.319	10:02:40.131
11	1:00.611	-	10:03:40.742
12	1:00.855	+0.244	10:04:41.597

(88) Paul SWONNELL

1	-:--	-	9:53:26.956
2	1:05.508	+4.613	9:54:32.464
3	1:03.252	+2.357	9:55:35.716
4	1:04.528	+3.633	9:56:40.244
5	1:04.808	+3.913	9:57:45.052
6	1:02.746	+1.851	9:58:47.798
7	1:02.269	+1.374	9:59:50.067
8	1:02.373	+1.478	10:00:52.440
9	1:02.212	+1.317	10:01:54.652
10	1:01.744	+0.849	10:02:56.396
11	1:00.895	-	10:03:57.291
12	1:02.200	+1.305	10:04:59.491

(77) Andrew Cotterill

1	-:--	-	9:56:50.285
2	1:01.616	+0.480	9:57:51.901
3	1:01.136	-	9:58:53.037
4	1:03.890	+2.754	9:59:56.927
5	1:01.859	+0.723	10:00:58.786
6	1:01.435	+0.299	10:02:00.221
7	1:02.472	+1.336	10:03:02.693
8	1:02.044	+0.908	10:04:04.737
9	1:02.087	+0.951	10:05:06.824

(20) Gary Chappell

1	-:--	-	9:53:14.222
2	1:04.302	+2.832	9:54:18.524
3	1:03.743	+2.273	9:55:22.267
4	1:02.571	+1.101	9:56:24.838
5	1:02.737	+1.267	9:57:27.575
6	1:02.288	+0.818	9:58:29.863
7	1:04.063	+2.593	9:59:33.926
8	1:03.944	+2.474	10:00:37.870
9	1:02.978	+1.508	10:01:40.848
10	1:01.470	-	10:02:42.318
11	1:04.164	+2.694	10:03:46.482
12	1:01.503	+0.033	10:04:47.985

(62) Richard Cormode

1	-:--	-	9:52:37.457
2	1:05.522	+4.011	9:53:42.979
3	1:03.187	+1.676	9:54:46.166
4	1:03.711	+2.200	9:55:49.877
5	1:02.307	+0.796	9:56:52.184
6	1:01.877	+0.366	9:57:54.061
7	1:02.549	+1.038	9:58:56.610
8	1:02.291	+0.780	9:59:58.901
9	1:03.768	+2.257	10:01:02.669
10	1:01.815	+0.304	10:02:04.484
11	1:02.460	+0.949	10:03:06.944
12	1:01.511	-	10:04:08.455
13	1:01.517	+0.006	10:05:09.972

Lotus Brands Hatch Celebration

BARC SE Sports/Saloons

Brands Hatch Indy 1.199 Miles

Qualifying 3

24/03/2007 09:51

Qualify (15:00 Time)

Lap	Lap Tm	Diff	Time of Day	Lap	Lap Tm	Diff	Time of Day	Lap	Lap Tm	Diff	Time of Day
(23) Brian Daly											
1	-:--		9:53:37.146								
2	1:08.576	+6.759	9:54:45.722								
3	1:05.547	+3.730	9:55:51.269								
4	1:02.988	+1.171	9:56:54.257								
5	1:02.345	+0.528	9:57:56.602								
6	1:05.771	+3.954	9:59:02.373								
7	1:01.817	-	10:00:04.190								
8	1:05.389	+3.572	10:01:09.579								
9	1:06.770	+4.953	10:02:16.349								
10	1:03.361	+1.544	10:03:19.710								
11	1:04.150	+2.333	10:04:23.860								
(1) Christopher Brooks											
1	-:--		9:53:10.287								
2	1:04.287	+1.029	9:54:14.574								
3	1:03.258	-	9:55:17.832								
4	1:03.800	+0.542	9:56:21.632								
5	1:05.017	+1.759	9:57:26.649								
6	1:05.224	+1.966	9:58:31.873								
7	1:05.543	+2.285	9:59:37.416								
8	1:07.339	+4.081	10:00:44.755								
9	1:04.757	+1.499	10:01:49.512								
10	1:04.522	+1.264	10:02:54.034								
11	1:03.514	+0.256	10:03:57.548								
12	1:03.914	+0.656	10:05:01.462								

Lotus Brands Hatch Celebration

BARC SE Sports/Saloons

Brands Hatch Indy 1.199 Miles

Qualifying 3

24/03/2007 09:51

Qualify (15:00 Time)

14
13
12
11
10
9
8
7
6
5
4
3
2
1

[1:00.895] [88] Paul SWONNELL
<hr/>
27 [1:00.499] [11] Alan Stuart
<hr/>
25 [59.754] [50] Andrew Partridge
<hr/>
23 [59.202] [29] Adam Wilkins
<hr/>
21 [59.131] [34] Stephen Dann
<hr/>
19 [58.770] [72] John Strickland
<hr/>
17 [58.045] [19] Steve Griffiths
<hr/>
15 [57.092] [59] Tim Creighton
<hr/>
13 [56.625] [41] Nick Starkey
<hr/>
11 [56.395] [18] Mark Steadman
<hr/>
9 [56.037] [39] Stewart Fenton
<hr/>
7 [55.791] [58] Mick Grant
<hr/>
5 [54.977] [68] Paul DUDLEY
<hr/>
3 [51.355] [44] Rod Birley
<hr/>
1

[1:01.136] [77] Andrew Cotterill
<hr/>
28 [1:00.611] [33] Jamie Smith
<hr/>
26 [1:00.102] [70] Simon Fox
<hr/>
24 [59.516] [36] Dean Spurr
<hr/>
22 [59.199] [61] Gareth Cordey
<hr/>
20 [58.802] [49] Bill Richards
<hr/>
18 [58.498] [75] Paul Bickers
<hr/>
16 [57.219] [6] Steve Weatherly
<hr/>
14 [56.990] [91] Steve Quenby
<hr/>
12 [56.399] [5] Gareth Smith
<hr/>
10 [56.319] [25] Derek Parker
<hr/>
8 [55.920] [12] David Fuller
<hr/>
6 [55.345] [10] Trevor Nicosia
<hr/>
4 [54.335] [7] Mark Steward
<hr/>
2

Lotus Brands Hatch Celebration

BARC SE Sports/Saloons

Brands Hatch Indy 1.199 Miles

Qualifying 3

24/03/2007 09:51

Qualify (15:00 Time)

16

[1:01.817]
[23] Brian Daly

31
[1:01.470]
[20] Gary Chappell

29

[1:03.258]
[1] Christopher Brooks

32
[1:01.511]
[62] Richard Cormode

30

Lotus Brands Hatch Celebration

Sorted on Laps

BARC SE Sports/Saloons

Brands Hatch Indy 1.199 Miles

Race 1

24/03/2007 12:03

Race (12:00 Time)

Pos	No.	Class	Name	Car	Laps	Total Tm	Avg. Speed	Diff	Gap	Best Tm	In Lap	Best Spd
1	44	A BARC SE S	Rod Birley	Ford Escort WRC	14	12:45.004	78.966	-	-	53.069	14	81.308
2	68	Tiger BARC S	Paul DUDLEY	Tiger R6	14	13:02.359	77.214	+17.355	+17.355	54.291	6	79.478
3	7	Tiger BARC S	Mark Steward	Tiger R6	14	13:02.491	77.201	+17.487	+0.132	54.665	6	78.935
4	58	Tiger BARC S	Mick Grant	Tiger R6	14	13:08.104	76.652	+23.100	+5.613	55.011	7	78.438
5	25	A BARC SE S	Derek Parker	Caterham Seven	14	13:09.076	76.557	+24.072	+0.972	54.828	6	78.700
6	39	Tiger BARC S	Stewart Fenton	Tiger Cat E1	14	13:11.191	76.353	+26.187	+2.115	55.029	7	78.412
7	5	A BARC SE S	Gareth Smith	Toyota Starlet	14	13:27.449	74.815	+42.445	+16.258	55.984	9	77.075
8	18	Tiger BARC S	Mark Steadman	Tiger R6	14	13:29.539	74.622	+44.535	+2.090	56.110	9	76.902
9	10	B BARC SE S	Trevor Nicosia	Lancia Kappa	14	13:31.073	74.481	+46.069	+1.534	55.242	11	78.110
10	6	B BARC SE S	Steve Weatherly	Ford Sierra	14	13:31.656	74.427	+46.652	+0.583	55.342	12	77.969
11	75	Tiger BARC S	Paul Bickers	Tiger R6	13	12:56.003	72.286	1 Lap	1 Lap	57.655	2	74.841
12	49	T3 BARC SE	Bill Richards	Rover Mini	13	12:57.385	72.158	+1.382	+1.382	58.018	9	74.373
13	12	B BARC SE S	David Fuller	MG Midget	13	13:01.696	71.760	+5.693	+4.311	55.748	2	77.401
14	61	Tiger BARC S	Gareth Cordey	Tiger R6	13	13:03.186	71.623	+7.183	+1.490	58.328	11	73.978
15	72	T2 BARC SE	John Strickland	Alfa Romeo 33	13	13:04.803	71.476	+8.800	+1.617	58.861	6	73.308
16	34	T2 BARC SE	Stephen Dann	Volkswagen Golf	13	13:04.883	71.469	+8.880	+0.080	58.523	8	73.731
17	36	T2 BARC SE	Dean Spurr	BMW 320i	13	13:10.733	70.940	+14.730	+5.850	58.982	7	73.157
18	50	T2 BARC SE	Andrew Partridge	BMW 320	13	13:11.848	70.840	+15.845	+1.115	59.164	7	72.932
19	70	T2 BARC SE	Simon Fox	BMW 318i	13	13:14.399	70.612	+18.396	+2.551	59.494	6	72.528
20	29	Tiger BARC S	Adam Wilkins	Tiger Avon	13	13:14.645	70.591	+18.642	+0.246	58.820	6	73.359
21	11	T2 BARC SE	Alan Stuart	BMW E30 318i	13	13:15.312	70.531	+19.309	+0.667	59.537	6	72.475
22	19	Tiger BARC S	Tony Smith	BMW 320i	13	13:17.345	70.352	+21.342	+2.033	57.769	8	74.693
23	88	Tiger BARC S	Paul SWONNELL	Tiger R6	13	13:18.583	70.243	+22.580	+1.238	58.590	13	73.647
24	20	T2 BARC SE	Gary Chappell	Toyota Celica GT	13	13:31.924	69.088	+35.921	+13.341	1:00.958	9	70.786
25	33	T2 BARC SE	Jamie Smith	BMW E30 320i	13	13:31.965	69.085	+35.962	+0.041	59.535	5	72.478
26	77	T2 BARC SE	Andrew Cotterill	BMW 320i	13	13:37.066	68.654	+41.063	+5.101	1:00.654	7	71.141
27	1	Tiger BARC S	Christopher Brook	Tiger R6	12	12:54.510	66.855	2 Laps	1 Lap	1:01.922	3	69.684
28	62	T2 BARC SE	Richard Cormode	BMW E30 320i	12	13:07.338	65.765	+12.828	+12.828	1:01.964	9	69.637
29	23	T2 BARC SE	Brian Daly	BMW 318i	12	13:08.301	65.685	+13.791	+0.963	1:01.348	7	70.336

Not classified (80% = 11 Laps)

DNF	59	D BARC SE S	Tim Creighton	Proton Coupe	11	10:39.960	74.168	-	-	56.306	8	76.634
DNF	91	Tiger BARC S	Steve Quenby	Tiger R6	7	6:47.217	74.174	-	-	56.739	6	76.049

Margin of Victory	Avg. Speed	Best Lap Tm	Best Spd	Best Lap by
+17.355	78.966	53.069	81.308	[44] Rod Birley

Printed: 24/03/2007 12:20:47

Licensed to: MST Sports Timing Ltd

Chief Timekeeper
Race Director

Orbits 3
www.amb-it.com
www.mylaps.com

Lotus Brands Hatch Celebration

Lapchart

BARC SE Sports/Saloons

Brands Hatch Indy 1.199 Miles

Race 1

24/03/2007 12:03

Race (12:00 Time)

Competitors	Laps													
	1	2	3	4	5	6	7	8	9	10	11	12	13	14
Rod Birley (44)	1	44	44	44	44	44	44	44	44	44	44	44	44	44
Mark Steward (7)	2	7	7	7	7	7	7	7	7	7	7	7	68	68
Derek Parker (25)	3	25	25	68	68	68	68	68	68	68	68	68	7	7
David Fuller (12)	4	12	12	25	25	25	25	58	58	58	58	58	58	58
Paul DUDLEY (68)	5	68	68	39	58	58	58	25	25	25	25	25	25	25
Mick Grant (58)	6	58	58	58	39	39	39	39	39	39	39	39	39	39
Stewart Fenton (39)	7	39	39	91	91	91	91	18	18	5	5	5	5	5
Steve Quenby (91)	8	91	91	18	18	18	18	5	5	18	18	18	18	18
Mark Steadman (18)	9	18	18	5	5	5	5	10	10	10	10	10	10	10
Gareth Smith (5)	10	5	5	75	6	6	6	6	6	6	6	6	6	6
Paul Bickers (75)	11	75	75	10	75	10	10	10	75	75	75	75	75	75
Bill Richards (49)	12	49	10	6	10	75	75	49	49	49	49	49	49	49
Trevor Nicosia (10)	13	10	6	72	49	49	49	49	72	72	72	61	61	12
Steve Weatherly (6)	14	6	49	49	72	72	72	72	29	61	61	72	12	61
John Strickland (72)	15	72	72	29	29	29	29	29	61	29	34	34	72	72
Adam Wilkins (29)	16	29	29	61	61	61	61	61	34	34	29	12	34	34
Gareth Cordey (61)	17	61	61	34	34	34	34	34	50	12	12	29	29	36
Andrew Partridge (50)	18	50	50	50	50	50	50	50	36	36	36	36	36	50
Dean Spurr (36)	19	36	34	36	36	36	36	36	12	50	50	50	50	70
Stephen Dann (34)	20	34	36	70	70	70	70	70	70	70	70	70	70	29
Simon Fox (70)	21	70	70	11	11	11	11	12	11	11	11	11	11	11
Paul SWONNELL (88)	22	88	11	33	33	33	33	11	33	33	19	19	19	19
Alan Stuart (11)	23	11	33	88	88	88	12	33	88	19	88	88	88	88
Jamie Smith (33)	24	33	88	20	20	12	88	88	19	88	20	20	20	20
Andrew Cotterill (77)	25	77	20	77	77	20	20	20	20	20	33	33	33	33
Gary Chappell (20)	26	20	77	1	12	77	19	19	77	77	77	77	77	77
Christopher Brooks (1)	27	1	1	19	19	19	77	77	1	1	59	1	1	
Tony Smith (19)	28	19	19	12	1	1	1	1	59	59	1	23	62	
Brian Daly (23)	29	23	23	23	23	23	23	23	23	23	23	62	23	
Richard Cormode (62)	30	62	62	62	62	62	59	62	62	62				
Tim Creighton (59)	31	59	59	59	59	59	59	62						

Lotus Brands Hatch Celebration

BARC SE Sports/Saloons

Brands Hatch Indy 1.199 Miles

Race 7

24/03/2007 15:30

Race (12:00 Time)

14	[12] [1] Christopher Brooks	[12] [62] Richard Cormode
13	27 [13] [33] Jamie Smith	28 [13] [77] Andrew Cotterill
12	25 [13] [88] Paul SWONNELL	26 [13] [20] Gary Chappell
11	23 [13] [11] Alan Stuart	24 [13] [19] Tony Smith
10	21 [13] [70] Simon Fox	22 [13] [29] Adam Wilkins
9	19 [13] [36] Dean Spurr	20 [13] [50] Andrew Partridge
8	17 [13] [72] John Strickland	18 [13] [34] Stephen Dann
7	15 [13] [12] David Fuller	16 [13] [61] Gareth Cordey
6	13 [13] [75] Paul Bickers	14 [13] [49] Bill Richards
5	11 [14] [10] Trevor Nicosia	12 [14] [6] Steve Weatherly
4	9 [14] [5] Gareth Smith	10 [14] [18] Mark Steadman
3	7 [14] [25] Derek Parker	8 [14] [39] Stewart Fenton
2	5 [14] [7] Mark Steward	6 [14] [58] Mick Grant
1	3 [14] [44] Rod Birley	4 [14] [68] Paul DUDLEY
	1	2

Lotus Brands Hatch Celebration


BARC SE Sports/Saloons

Brands Hatch Indy 1.199 Miles

Race 7

24/03/2007 15:30

Race (12:00 Time)



16

[7]
[91] Steve Quenby


31
[12]
[23] Brian Daly

29

15

[11]
[59] Tim Creighton

30



Lotus Brands Hatch Celebration

Sorted on Laps

BARC SE Sports/Saloons

Brands Hatch Indy 1.199 Miles

Race 7

24/03/2007 15:30

Race (12:00 Time)

Pos	No.	Class	Name	Car	Laps	Total Tm	Avg. Speed	Diff	Gap	Best Tm	In Lap	Best Spc
1	44	A BARC SE S†	Rod Birley	Ford Escort WI	14	12:50.021	78.452	-	-	51.999	6	82.982
2	25	A BARC SE S†	Derek Parker	Caterham Sev†	14	12:56.687	77.778	+6.666	+6.666	54.409	6	79.306
3	68	Tiger BARC S	Paul DUDLEY	Tiger R6	14	12:57.292	77.718	+7.271	+0.605	54.383	10	79.344
4	7	Tiger BARC S	Mark Steward	Tiger R6	14	12:57.830	77.664	+7.809	+0.538	54.316	10	79.442
5	58	Tiger BARC S	Mick Grant	Tiger R6	14	13:02.056	77.244	+12.035	+4.226	55.128	8	78.272
6	39	Tiger BARC S	Stewart Fenton	Tiger Cat E1	14	13:11.187	76.353	+21.166	+9.131	55.296	5	78.034
7	6	B BARC SE S†	Steve Weatherly	Ford Sierra	14	13:29.421	74.633	+39.400	+18.234	56.412	12	76.490
8	12	B BARC SE S†	David Fuller	MG Midget	14	13:30.275	74.554	+40.254	+0.854	56.462	14	76.422
9	5	A BARC SE S†	Gareth Smith	Toyota Starlet	14	13:33.338	74.273	+43.317	+3.063	56.647	7	76.173
10	91	Tiger BARC S	Steve Quenby	Tiger R6	13	12:53.579	72.513	1 Lap	1 Lap	56.876	4	75.866
11	18	Tiger BARC S	Mark Steadman	Tiger R6	13	12:56.352	72.254	+2.773	+2.773	58.633	13	73.593
12	72	T2 BARC SE	John Strickland	Alfa Romeo 33	13	12:58.440	72.060	+4.861	+2.088	59.000	7	73.135
13	34	T2 BARC SE	Stephen Dann	Volkswagen G	13	13:00.041	71.912	+6.462	+1.601	58.903	4	73.255
14	29	Tiger BARC S	Adam Wilkins	Tiger Avon	13	13:04.003	71.549	+10.424	+3.962	57.971	12	74.433
15	19	Tiger BARC S	Steve GRIFFITHS	Tiger Avon	13	13:09.694	71.033	+16.115	+5.691	58.523	12	73.731
16	88	Tiger BARC S	Paul SWONNELL	Tiger R6	13	13:11.539	70.868	+17.960	+1.845	57.852	7	74.586
17	50	T2 BARC SE	Andrew Partridge	BMW 320	13	13:13.709	70.674	+20.130	+2.170	59.379	8	72.668
18	36	T2 BARC SE	Dean Spurr	BMW 320i	13	13:13.816	70.664	+20.237	+0.107	59.511	8	72.507
19	61	Tiger BARC S	Gareth Cordey	Tiger R6	13	13:15.330	70.530	+21.751	+1.514	59.147	11	72.953
20	70	T2 BARC SE	Simon Fox	BMW 318i	13	13:20.550	70.070	+26.971	+5.220	1:00.062	7	71.842
21	11	T2 BARC SE	Alan Stuart	BMW E30 318i	13	13:25.052	69.678	+31.473	+4.502	1:00.266	5	71.599
22	33	T2 BARC SE	Jamie Smith	BMW E30 320i	13	13:29.504	69.295	+35.925	+4.452	1:00.324	12	71.530
23	20	T2 BARC SE	Gary Chappell	Toyota Celica †	13	13:30.606	69.201	+37.027	+1.102	1:00.468	10	71.359
24	77	T2 BARC SE	Andrew Cotterill	BMW 320i	13	13:45.395	67.961	+51.816	+14.789	1:01.249	13	70.449
25	9	T2 BARC SE	Tony Smith	BMW 320i	13	13:46.965	67.832	+53.386	+1.570	1:00.556	13	71.256
26	62	T2 BARC SE	Richard Cormode	BMW E30 320i	13	13:48.868	67.676	+55.289	+1.903	1:01.076	11	70.649
27	23	T2 BARC SE	Brian Daly	BMW 318i	12	12:51.430	67.121	2 Laps	1 Lap	1:01.581	10	70.070
28	49	T3 BARC SE	Bill Richards	Rover Mini	12	12:57.008	66.640	+5.578	+5.578	58.473	12	73.794
29	1	Tiger BARC S	Christopher Brooks	Tiger R6	12	13:24.756	64.342	+33.326	+27.748	1:03.380	4	68.081

Not classified (80% = 11 Laps)

DNF	75	Tiger BARC S	Paul Bickers	Tiger R6	4	3:59.617	72.031	-	-	58.666	2	73.551
-----	----	--------------	--------------	----------	---	----------	--------	---	---	--------	---	--------

Margin of Victory	Avg. Speed	Best Lap Tm	Best Spd	Best Lap by
+6.666	78.452	51.999	82.982	[44] Rod Birley

Printed: 24/03/2007 16:00:05

Licensed to: MST Sports Timing Ltd

Chief Timekeeper
Race Director

Orbits 3
www.amb-it.com
www.mylaps.com

BARC SE Sports/Saloons

Brands Hatch Indy 1.199 Miles

Race 7

24/03/2007 15:30

Race (12:00 Time)

Competitors	Laps													
	1	2	3	4	5	6	7	8	9	10	11	12	13	14
Mark Steward (7)	1	7	7	7	7	7	7	44	44	44	44	44	44	44
Paul DUDLEY (68)	2	68	68	68	68	68	25	25	25	25	68	25	25	25
Mick Grant (58)	3	58	58	58	58	25	68	68	68	68	25	68	68	68
Stewart Fenton (39)	4	39	39	39	25	58	58	44	7	7	7	7	7	7
Derek Parker (25)	5	25	25	25	39	39	39	58	58	58	58	58	58	58
Gareth Smith (5)	6	5	5	5	44	44	44	39	39	39	39	39	39	39
Paul Bickers (75)	7	75	75	6	6	6	6	6	6	6	6	6	6	6
Steve Weatherly (6)	8	6	6	75	12	12	12	12	5	12	12	12	12	12
Mark Steadman (18)	9	18	12	44	5	5	5	5	12	5	5	5	5	5
David Fuller (12)	10	12	18	12	75	18	18	18	18	18	18	91	91	
Bill Richards (49)	11	49	49	18	18	49	72	72	34	72	91	91	18	18
John Strickland (72)	12	72	72	49	49	34	34	34	72	34	72	72	34	72
Gareth Cordey (61)	13	61	34	72	34	72	91	91	91	91	34	34	72	34
Stephen Dann (34)	14	34	61	34	72	29	29	29	29	29	29	29	29	29
Andrew Partridge (50)	15	50	44	29	50	50	50	50	50	50	50	19	19	
Dean Spurr (36)	16	36	29	61	61	91	36	36	36	36	19	88	88	
Adam Wilkins (29)	17	29	50	50	29	36	70	70	19	19	19	88	50	50
Simon Fox (70)	18	70	36	36	36	70	61	61	61	88	88	36	36	36
Rod Birley (44)	19	44	70	70	70	61	19	19	88	61	61	61	61	61
Alan Stuart (11)	20	11	19	19	91	19	88	88	70	70	70	70	70	70
Steve GRIFFITHS (19)	21	19	11	91	19	88	11	11	11	11	11	11	11	11
Paul SWONNELL (88)	22	88	88	11	11	11	33	33	33	33	33	33	33	33
Jamie Smith (33)	23	33	91	88	88	33	20	20	20	20	20	20	20	20
Gary Chappell (20)	24	20	33	33	33	20	77	77	77	77	77	77	77	77
Steve Quenby (91)	25	91	20	20	20	77	62	62	62	62	9	9	9	9
Andrew Cotterill (77)	26	77	77	77	77	62	23	23	9	9	62	62	62	62
Richard Cormode (62)	27	62	62	62	62	23	9	9	23	23	23	23	23	23
Brian Daly (23)	28	23	23	23	23	9	1	1	1	49	49	49	49	
Christopher Brooks (1)	29	1	9	9	9	1	49	49	49	1	1	1	1	
Tony Smith (9)	30	9	1	1	1									

Irish Porche Open

Brands Hatch Indy 1.199 Miles

Qualifying 1

24/03/2007 09:00

Qualify (20:00 Time)

Pos	No.	Class	Name	Car	Laps	Best Tm	Diff	Best Spd	n Lap	2nd Best
1	1		Jim O'Reilly	Porsche GT3	18	53.857	-	80.119	9	54.511
2	77		Brian Gorman	Porsche 911 Turbo	15	53.889	+0.032	80.071	11	54.726
3	9		David Whelan	Porsche 993 RS	19	55.450	+1.593	77.817	17	55.496
4	17		Tom Hallissey	Porsche GT3	20	55.564	+1.707	77.657	13	56.132
5	16		Richard O'Mahoney	Porsche 993	15	55.991	+2.134	77.065	9	56.285
6	38		Mike McLoughlan	Porsche 911S	14	56.647	+2.790	76.173	6	1:00.459
7	90		Sean Dunne	Porsche 944 Turbo	19	1:00.171	+6.314	71.712	17	1:00.287
8	6		Ed Gassidy	Porsche 911 RS	13	1:01.489	+7.632	70.175	9	1:03.033
9	46		Liam Dowling	Porsche GT3	18	1:03.046	+9.189	68.441	18	1:04.457
10	12		Linda Gorman	Porsche 924	17	1:05.592	+11.735	65.785	17	1:06.803
11	13		David Hunter	Porsche 944 Turbo	17	1:06.508	+12.651	64.879	17	1:07.951
12	50		Christopher May	Porsche 944 S2	0	-.----	-	-	0	-.----
Not classified										
DNS	54		Robin Titterington	Porsche 996	0	-.----	-	-	0	-.----
DNS	78		Ivor Murphy	Porsche 911 Turbo	0	-.----	-	-	0	-.----

Lotus Brands Hatch Celebration


Irish Porche Open

Brands Hatch Indy 1.199 Miles

Qualifying 1

24/03/2007 09:00

Qualify (20:00 Time)



(1) Jim O'Reilly			11	57.056	+1.606	(38) Mike McLoughlan			3	1:09.612	+6.566
1	---		12	56.563	+1.113	1	---		4	1:06.803	+3.757
2	1:01.893	+8.036	13	56.383	+0.933	2	1:01.042	+4.395	5	1:06.695	+3.649
3	57.447	+3.590	14	57.243	+1.793	3	1:00.459	+3.812	6	1:07.060	+4.014
4	56.365	+2.508	15	56.638	+1.188	4	1:00.986	+4.339	7	1:07.160	+4.114
5	54.810	+0.953	16	55.496	+0.046	5	1:03.661	+7.014	8	1:04.826	+1.780
6	55.241	+1.384	17	55.450	-	6	56.647	-	9	1:07.115	+4.069
7	56.065	+2.208	18	59.061	+3.611	7	1:03.001	+6.354	10	1:07.061	+4.015
8	54.600	+0.743	19	56.482	+1.032	8	1:11.017	+14.370	11	1:07.748	+4.702
9	53.857	-	(17) Tom Hallissey			(90) Sean Dunne			12	1:07.888	+4.842
10	54.810	+0.953	1	---		1	---		13	1:08.022	+4.976
11	54.719	+0.862	2	1:02.665	+7.101	2	1:04.674	+4.503	14	1:06.690	+3.644
12	54.566	+0.709	3	59.763	+4.199	3	1:02.089	+1.918	15	1:04.457	+1.411
13	57.432	+3.575	4	59.353	+3.789	4	1:00.557	+0.386	16	1:04.497	+1.451
14	54.511	+0.654	5	57.735	+2.171	5	1:01.105	+0.934	17	1:05.180	+2.134
15	54.808	+0.951	6	57.862	+2.298	6	1:00.864	+0.693	18	1:03.046	-
16	54.863	+1.006	7	57.500	+1.936	7	1:00.878	+0.707	(12) Linda Gorman		
17	55.384	+1.527	8	58.482	+2.918	8	1:01.001	+0.830	1	---	
18	55.042	+1.185	9	57.273	+1.709	9	1:00.725	+0.554	2	1:14.337	+8.745
(77) Brian Gorman			10	57.681	+2.117	10	1:00.600	+0.429	3	1:12.409	+6.817
1	---		11	57.586	+2.022	11	1:00.287	+0.116	4	1:13.651	+8.059
2	1:10.333	+16.444	12	57.290	+1.726	12	1:02.220	+2.049	5	1:13.613	+8.021
3	1:02.536	+8.647	13	55.564	-	13	1:00.693	+0.522	6	1:11.458	+5.866
4	58.400	+4.511	14	56.132	+0.568	14	1:01.106	+0.935	7	1:10.205	+4.613
5	58.032	+4.143	15	59.536	+3.972	15	1:01.842	+1.671	8	1:10.612	+5.020
6	56.958	+3.069	16	57.226	+1.662	16	1:01.638	+1.467	9	1:08.787	+3.195
7	59.189	+5.300	17	57.027	+1.463	17	1:00.171	-	10	1:09.021	+3.429
8	55.394	+1.505	18	56.543	+0.979	18	1:01.235	+1.064	11	1:09.497	+3.905
9	55.988	+2.099	19	56.576	+1.012	19	1:01.086	+0.915	12	1:07.823	+2.231
10	56.718	+2.829	20	56.449	+0.885	(6) Ed Gassidy			13	1:08.776	+3.184
11	53.889	-	(16) Richard O'Mahoney			1	---		14	1:07.348	+1.756
12	54.726	+0.837	1	---		2	1:13.086	+11.597	15	1:06.803	+1.211
13	54.881	+0.992	2	1:02.266	+6.275	3	1:12.814	+11.325	16	1:07.472	+1.880
14	1:01.975	+8.086	3	58.825	+2.834	4	1:08.397	+6.908	17	1:05.592	-
15	55.586	+1.697	4	57.217	+1.226	5	1:03.913	+2.424	(13) David Hunter		
(9) David Whelan			5	57.331	+1.340	6	1:05.028	+3.539	1	---	
1	---		6	56.939	+0.948	7	1:13.844	+12.355	2	1:13.540	+7.032
2	1:09.363	+13.913	7	56.375	+0.384	8	1:03.088	+1.599	3	1:12.177	+5.669
3	1:05.257	+9.807	8	56.974	+0.983	9	1:01.489	-	4	1:13.391	+6.883
4	1:01.617	+6.167	9	55.991	-	10	1:14.004	+12.515	5	1:09.989	+3.481
5	59.829	+4.379	10	56.285	+0.294	11	1:03.033	+1.544	6	1:08.892	+2.384
6	59.713	+4.263	11	57.489	+1.498	12	1:06.127	+4.638	7	1:10.611	+4.103
7	58.723	+3.273	12	57.004	+1.013	13	1:19.245	+17.756	8	1:09.493	+2.985
8	1:00.028	+4.578	13	56.542	+0.551	(46) Liam Dowling			9	1:12.178	+5.670
9	57.633	+2.183	14	58.091	+2.100	1	---		10	1:09.052	+2.544
10	56.681	+1.231	15	1:00.590	+4.599	2	1:11.199	+8.153	11	1:09.500	+2.992
									12	1:09.677	+3.169

Printed: 24/03/2007 14:20:57

Licensed to: MST Sports Timing Ltd

Chief Timekeeper
Race Director

Orbits 3
www.amb-it.com
www.mylaps.com

Lotus Brands Hatch Celebration

Irish Porche Open

Brands Hatch Indy 1.199 Miles

Qualifying 1

24/03/2007 09:00

Qualify (20:00 Time)

13	1:08.901	+2.393
14	1:09.581	+3.073
15	1:08.967	+2.459
16	1:07.951	+1.443
17	1:06.508	-

Lotus Brands Hatch Celebration

Irish Porche Open

Brands Hatch Indy 1.199 Miles

Qualifying 1

24/03/2007 09:00

Qualify (20:00 Time)

8
7
6
5
4
3
2
1

	15 [1:06.508] [54] Robin Titterington	16 [1:05.592] [78] Ivor Murphy
	13 [1:03.046] [13] David Hunter	14 [1:01.489] [50] Christopher May
	11 [55.991] [46] Liam Dowling	12 [53.889] [12] Linda Gorman
	9 [55.564] [90] Sean Dunne	10 [56.647] [6] Ed Gassidy
	7 [53.857] [16] Richard O'Mahoney	8 [55.564] [38] Mike McLoughlan
	5 [53.857] [9] David Whelan	6 [53.889] [17] Tom Hallissey
	3 [53.857] [1] Jim O'Reilly	4 [53.889] [77] Brian Gorman
	1	2

Lotus Brands Hatch Celebration

Sorted on Laps

Irish Porche Open

Brands Hatch Indy 1.199 Miles

Race 2

24/03/2007 12:29

Race (20:00 Time)

Pos	No. Class	Name	Car	Laps	Total Tm	Avg. Speed	Diff	Gap	Best Tm	In Lap	Best Spd
1	1	Jim O'Reilly	Porsche GT3	21	20:12.987	74.703	-	-	55.466	8	77.795
2	17	Tom Hallissey	Porsche GT3	21	20:15.145	74.571	+2.158	+2.158	55.207	21	78.160
3	16	Richard O'Mahone	Porsche 993	21	20:43.804	72.852	+30.817	+28.659	57.606	19	74.905
4	9	David Whelan	Porsche 993 RS	20	20:38.863	69.660	1 Lap	1 Lap	59.353	12	72.700
5	90	Sean Dunne	Porsche 944 Tur	20	20:39.794	69.608	+0.931	+0.931	59.644	19	72.345
6	38	Mike McLoughlan	Porsche 911S	20	20:40.477	69.569	+1.614	+0.683	58.691	20	73.520
7	46	Liam Dowling	Porsche GT3	20	20:56.703	68.671	+17.840	+16.226	58.756	14	73.439
8	6	Ed Gassidy	Porsche 911 RS	20	20:57.132	68.648	+18.269	+0.429	58.627	20	73.600
9	50	Christopher May	Porsche 944 S2	19	20:43.554	65.927	2 Laps	1 Lap	1:03.113	19	68.369
Not classified (80% = 16 Laps)											
DNF	77	Brian Gorman	Porsche 911 Tur	10	9:39.819	74.419	-	-	54.926	9	78.560
DNF	13	David Hunter	Porsche 944 Tur	10	12:03.070	59.676	-	-	1:09.786	4	61.831

Margin of Victory	Avg. Speed	Best Lap Tm	Best Spd	Best Lap by
+2.158	74.703	55.207	78.160	[17] Tom Hallissey

Printed: 24/03/2007 12:54:29

Licensed to: MST Sports Timing Ltd

Chief Timekeeper
Race Director

Orbits 3
www.amb-it.com
www.mylaps.com

Irish Porche Open

Brands Hatch Indy 1.199 Miles

Race 2

24/03/2007 12:29

Race (20:00 Time)

Competitors	Laps																					
	0	1	2	3	4	5	6	7	8	9	10	11	12	13	14	15	16	17	18	19	20	21
David Whelan (9)	1	9	1	1	1	1	1	1	1	1	1	1	1	1	1	1	1	1	1	1	1	1
Brian Gorman (77)	2	77	17	17	17	17	17	77	77	77	77	17	17	17	17	17	17	17	17	17	17	17
Jim O'Reilly (1)	3	1	9	16	77	77	77	77	17	17	17	17	16	16	16	16	16	16	16	16	16	16
Tom Hallissey (17)	4	17	16	77	16	16	16	16	16	16	16	9	9	9	9	9	9	9	9	9	9	9
Mike McLoughlan (38)	5	38	77	9	9	9	9	9	9	9	9	38	38	38	38	90	90	90	90	90	90	90
Richard O'Mahoney (16)	6	16	90	38	38	38	38	38	38	38	38	90	90	90	90	38	38	38	38	38	38	38
Sean Dunne (90)	7	90	38	90	90	90	90	90	90	90	90	6	6	6	6	6	46	46	46	46	46	46
Ed Gassidy (6)	8	6	6	6	6	6	6	6	6	6	6	46	46	46	46	46	6	6	6	6	6	6
Liam Dowling (46)	9	46	50	50	46	46	46	46	46	46	46	50	50	50	50	50	50	50	50	50	50	50
Christopher May (50)	10	50	46	46	50	50	50	50	50	50	50											
David Hunter (13)	11	13	13	13	13	13	13	13	13	13	13											

Lotus Brands Hatch Celebration

Irish Porche Open

Race 6

Race (20:00 Time)

Brands Hatch Indy 1.199 Miles

24/03/2007 15:00



6

[13] David Hunter

11

5

[6] Ed Gassidy

9

4

[90] Sean Dunne

7

3

[1] Jim O'Reilly

5

2

[16] Richard O'Mahoney

3

1

[46] Liam Dowling

1

[0]

[12] Linda Gorman

12

[50] Christopher May

10

[38] Mike McLoughlan

8

[77] Brian Gorman


6

[17] Tom Hallissey

4

[9] David Whelan

2



Lotus Brands Hatch Celebration

Sorted on Laps

Irish Porche Open

Brands Hatch Indy 1.199 Miles

Race 6

24/03/2007 15:00

Race (20:00 Time)

Pos	No.	Class	Name	Car	Laps	Total Tm	Avg. Speed	Diff	Gap	Best Tm	In Lap	Best Spc
1	17	1 - Irish Porsc	Tom Hallissey	Porsche GT3	21	20:36.131	73.305	-	-	54.870	18	78.640
2	16		Richard O'Mahoney	Porsche 993	21	20:36.540	73.280	+0.409	+0.409	55.664	11	77.518
3	9		David Whelan	Porsche 993 R	21	21:03.452	71.720	+27.321	+26.912	55.539	19	77.692
4	90		Sean Dunne	Porsche 944 Ti	21	21:35.779	69.930	+59.648	+32.327	59.222	7	72.861
5	38		Mike McLoughlan	Porsche 911S	20	20:51.903	68.934	1 Lap	1 Lap	56.983	11	75.724
6	50		Christopher May	Porsche 944 S	20	20:53.313	68.857	+1.410	+1.410	59.242	20	72.836
7	46		Liam Dowling	Porsche GT3	20	21:07.694	68.076	+15.791	+14.381	59.664	17	72.321
8	13		David Hunter	Porsche 944 Ti	18	20:53.792	61.948	3 Laps	2 Laps	1:04.909	15	66.477
9	12		Linda Gorman	Porsche 924	17	21:12.210	57.659	4 Laps	1 Lap	1:06.923	14	64.476
10	1		Jim O'Reilly	Porsche GT3	17	21:13.328	57.608	+1.118	+1.118	54.138	6	79.703

Not classified (80% = 16 Laps)

DNF	6		Ed Gassidy	Porsche 911 R	16	17:48.845	64.592	-	-	1:00.022	8	71.890
DNF	77		Brian Gorman	Porsche 911 Ti	1	1:20.294	53.740	-	-	1:14.574	1	57.861

Margin of Victory	Avg. Speed	Best Lap Tm	Best Spd	Best Lap by
+0.409	73.305	54.138	79.703	[1] Jim O'Reilly

Printed: 24/03/2007 15:27:27

Licensed to: MST Sports Timing Ltd

Chief Timekeeper
Race Director

Orbits 3
www.amb-it.com
www.mylaps.com

Irish Porche Open

Brands Hatch Indy 1.199 Miles

Race 6

24/03/2007 15:00

Race (20:00 Time)

Competitors	Laps																					
	0	1	2	3	4	5	6	7	8	9	10	11	12	13	14	15	16	17	18	19	20	21
Richard O'Mahoney (16)	1	16	16	16	16	16	17	17	17	17	17	17	17	17	17	17	17	17	17	17	17	17
Liam Dowling (46)	2	46	17	17	17	17	16	16	16	16	16	16	16	16	16	16	16	16	16	16	16	16
David Whelan (9)	3	9	90	90	90	90	90	90	90	9	9	9	9	9	9	9	9	9	9	9	9	9
Tom Hallissey (17)	4	17	9	9	9	9	9	9	9	90	90	90	90	90	90	90	90	90	90	90	90	90
Jim O'Reilly (1)	5	1	46	6	6	6	6	6	6	6	6	6	6	6	6	6	6	50	50	50	50	50
Sean Dunne (90)	6	90	50	50	50	50	50	50	50	50	50	50	50	50	50	50	50	46	46	46	46	46
Brian Gorman (77)	7	77	6	46	46	46	46	46	46	46	46	46	46	46	46	46	46	6	13	13	13	13
Ed Gassidy (6)	8	6	77	13	13	13	13	13	13	13	13	13	13	13	13	13	13	13	13	13	13	12
Christopher May (50)	9	50	13	12	12	12	12	12	12	12	12	12	12	12	12	12	12	12	12	12	12	1
David Hunter (13)	10	13	12	1	1	1	1	1	1	1	1	1	1	1	1	1	1	1	1	1	1	1
Linda Gorman (12)	11	12	1	38	38	38	38	38	38	38	38	38	38	38	38	38	38	38	38	38	38	38
Mike McLoughlan (38)	12	38	38																			

Lotus Brands Hatch Celebration

Sorted on Best Lap time

Sports Racing & GT

Brands Hatch Indy 1.199 Miles

Qualifying 2

24/03/2007 09:30

Qualify (15:00 Time)

Pos	No.	Class	Name	Car	Laps	Best Tm	Diff	Best Spd	n Lap	2nd Best
1	20	A - Open	Mark Burton	Jade MBM 1	9	47.489	-	90.862	9	49.501
2	4	A - Open	John Harrison	Nemesis RME	17	47.624	+0.135	90.605	12	47.829
3	14	C - Open	Roger Bromiley	Radical SR4	16	47.952	+0.463	89.985	14	47.973
4	99	A - Open	Martin Ellis	Carbir CS2	9	48.976	+1.487	88.104	7	49.078
5	35	C - Open	Darcy Smith	Radical RS4	17	49.222	+1.733	87.663	12	49.260
6	12	C - Open	Tony Freeman	Radical Prosport	15	49.508	+2.019	87.157	6	49.845
7	51	A - Open	Amon Matheson	A. Matheson	5	49.550	+2.061	87.083	3	50.557
8	24	C - Open	Paule Steele	Radical SR4	17	49.944	+2.455	86.396	17	50.118
9	2	A - Open	David Mountain	Slobal Sports 2000	9	50.066	+2.577	86.185	7	50.278
10	22	C - Open	Ian Simmonds	Radical SR4	14	50.693	+3.204	85.119	7	50.785
11	21	A - Open	Leigh Parkes	Nemesis	13	50.891	+3.402	84.788	8	51.011
12	10	B - Open	John Altay Ali	Radical SR3	16	50.975	+3.486	84.649	16	51.270
13	95	C - Open	Richard Stables	Radical Pro 6	17	51.056	+3.567	84.514	11	51.075
14	6	A - Open	Julian Sage	Caterham Seven	8	51.209	+3.720	84.262	5	51.218
15	3	A - Open	Steve Ross	Caterham	15	52.313	+4.824	82.484	15	52.557
16	91	C - Open	David Frankland	Radical SR4	10	52.564	+5.075	82.090	6	52.586
17	47	A - Open	Kevin Wilkins	Chevron B19	16	52.864	+5.375	81.624	11	53.571
18	98	A - Open	Paul Cundy	Noble M12 GTO	12	53.283	+5.794	80.982	10	54.242
19	75	B - Open	Teofilo Masera	Caterham Seven	15	58.077	+10.588	74.297	15	58.985
20	89	B - Open	Jonthan BLAKE	Mazda MX5	15	58.924	+11.435	73.229	15	59.130
21	88	A - Open	Simon McALPINE	Mazda MX5	9	59.653	+12.164	72.334	7	1:00.248
22	77	B - Open	Kevin MIDDLETON	Mazda MX5	15	59.702	+12.213	72.275	14	59.905
23	69	B - Open	Matthew ROBINSON	Mazda MX5	15	59.867	+12.378	72.076	15	1:00.206
24	73	C - Open	Peter Brown	Stuart Taylor 7	14	1:03.146	+15.657	68.333	13	1:03.485
25	11	A - Open	Laurence Bilton	Prosport LM 3000	0	-	-	-	0	-

Lotus Brands Hatch Celebration


Sports Racing & GT

Qualifying 2

Qualify (15:00 Time)

Brands Hatch Indy 1.199 Miles

24/03/2007 09:30



Lap	Lap Tm	Diff	Time of Day
(20) Mark Burton			
1	-:--		9:31:12.132
2	51.127	+3.638	9:32:03.259
3	50.375	+2.886	9:32:53.634
4	49.968	+2.479	9:33:43.602
5	2:29.285	+1:41.796	9:36:12.887
6	1:01.438	+13.949	9:37:14.325
7	49.629	+2.140	9:38:03.954
8	49.501	+2.012	9:38:53.455
9	47.489	-	9:39:40.944

Lap	Lap Tm	Diff	Time of Day
(4) John Harrison			
1	-:--		9:31:27.971
2	54.285	+6.661	9:32:22.256
3	50.540	+2.916	9:33:12.796
4	49.392	+1.768	9:34:02.188
5	48.450	+0.826	9:34:50.638
6	54.770	+7.146	9:35:45.408
7	54.296	+6.672	9:36:39.704
8	49.656	+2.032	9:37:29.360
9	48.251	+0.627	9:38:17.611
10	49.153	+1.529	9:39:06.764
11	48.171	+0.547	9:39:54.935
12	47.624	-	9:40:42.559
13	58.118	+10.494	9:41:40.677
14	53.564	+5.940	9:42:34.241
15	49.829	+2.205	9:43:24.070
16	47.829	+0.205	9:44:11.899
17	48.802	+1.178	9:45:00.701

Lap	Lap Tm	Diff	Time of Day
(14) Roger Bromiley			
1	-:--		9:31:54.272
2	57.887	+9.935	9:32:52.159
3	51.505	+3.553	9:33:43.664
4	54.996	+7.044	9:34:38.660
5	51.652	+3.700	9:35:30.312
6	48.103	+0.151	9:36:18.415
7	52.023	+4.071	9:37:10.438
8	52.908	+4.956	9:38:03.346
9	48.327	+0.375	9:38:51.673
10	47.973	+0.021	9:39:39.646
11	54.641	+6.689	9:40:34.287
12	52.546	+4.594	9:41:26.833
13	48.194	+0.242	9:42:15.027
14	47.952	-	9:43:02.979
15	52.186	+4.234	9:43:55.165
16	59.827	+11.875	9:44:54.992

Lap	Lap Tm	Diff	Time of Day
(99) Martin Ellis			
1	-:--		9:33:43.322
2	4:14.817	+3:25.841	9:37:58.139
3	49.270	+0.294	9:38:47.409
4	50.797	+1.821	9:39:38.206
5	53.239	+4.263	9:40:31.445
6	49.078	+0.102	9:41:20.523
7	48.976	-	9:42:09.499
8	49.633	+0.657	9:42:59.132
9	49.440	+0.464	9:43:48.572

Lap	Lap Tm	Diff	Time of Day
(35) Darcy Smith			
1	-:--		9:31:20.896
2	53.244	+4.022	9:32:14.140
3	50.533	+1.311	9:33:04.673
4	50.337	+1.115	9:33:55.010
5	51.962	+2.740	9:34:46.972

Lap	Lap Tm	Diff	Time of Day
6	50.700	+1.478	9:35:37.672
7	50.929	+1.707	9:36:28.601
8	49.260	+0.038	9:37:17.861
9	50.884	+1.662	9:38:08.745
10	49.851	+0.629	9:38:58.596
11	49.862	+0.640	9:39:48.458
12	49.222	-	9:40:37.680
13	51.838	+2.616	9:41:29.518
14	50.561	+1.339	9:42:20.079
15	49.512	+0.290	9:43:09.591
16	1:02.780	+13.558	9:44:12.371
17	58.595	+9.373	9:45:10.966

Lap	Lap Tm	Diff	Time of Day
(12) Tony Freeman			
1	-:--		9:31:59.571
2	55.093	+5.585	9:32:54.664
3	55.950	+6.442	9:33:50.614
4	51.026	+1.518	9:34:41.640
5	51.300	+1.792	9:35:32.940
6	49.508	-	9:36:22.448
7	50.582	+1.074	9:37:13.030
8	50.786	+1.278	9:38:03.816
9	49.845	+0.337	9:38:53.661
10	54.904	+5.396	9:39:48.565
11	50.937	+1.429	9:40:39.502
12	2:26.080	+1:36.572	9:43:05.582
13	56.688	+7.180	9:44:02.270
14	49.915	+0.407	9:44:52.185
15	50.258	+0.750	9:45:42.443

Lap	Lap Tm	Diff	Time of Day
(51) Amon Matheson			
1	-:--		9:31:16.584
2	50.557	+1.007	9:32:07.141
3	49.550	-	9:32:56.691
4	51.111	+1.561	9:33:47.802
5	1:48.190	+58.640	9:35:35.992

Lap	Lap Tm	Diff	Time of Day
(24) Paule Steele			
1	-:--		9:31:25.588
2	54.683	+4.739	9:32:20.271
3	52.425	+2.481	9:33:12.696
4	52.031	+2.087	9:34:04.727
5	51.869	+1.925	9:34:56.596
6	50.738	+0.794	9:35:47.334
7	52.403	+2.459	9:36:39.737
8	52.353	+2.409	9:37:32.090
9	50.528	+0.584	9:38:22.618
10	50.895	+0.951	9:39:13.513
11	50.281	+0.337	9:40:03.794
12	50.493	+0.549	9:40:54.287
13	50.118	+0.174	9:41:44.405
14	53.487	+3.543	9:42:37.892
15	52.307	+2.363	9:43:30.199
16	50.322	+0.378	9:44:20.521
17	49.944	-	9:45:10.465

Lap	Lap Tm	Diff	Time of Day
(2) David Mountain			
1	-:--		9:31:07.446
2	52.552	+2.486	9:31:59.998
3	50.983	+0.917	9:32:50.981
4	51.120	+1.054	9:33:42.101
5	50.512	+0.446	9:34:32.613
6	55.556	+5.490	9:35:28.169
7	50.066	-	9:36:18.235
8	50.278	+0.212	9:37:08.513
9	50.464	+0.398	9:37:58.977

Lap	Lap Tm	Diff	Time of Day
(22) Ian Simmonds			
1	-:--		9:32:00.525
2	56.484	+5.791	9:32:57.009
3	55.669	+4.976	9:33:52.678
4	54.963	+4.270	9:34:47.641
5	55.802	+5.109	9:35:43.443
6	3:09.692	+2:18.999	9:38:53.135
7	50.693	-	9:39:43.828
8	52.862	+2.169	9:40:36.690
9	52.865	+2.172	9:41:29.555
10	52.403	+1.710	9:42:21.958
11	50.785	+0.092	9:43:12.743
12	50.898	+0.205	9:44:03.641
13	50.789	+0.096	9:44:54.430
14	52.388	+1.695	9:45:46.818

Lap	Lap Tm	Diff	Time of Day
(21) Leigh Parkes			
1	-:--		9:31:14.021
2	51.919	+1.028	9:32:05.940
3	51.683	+0.792	9:32:57.623
4	54.680	+3.789	9:33:52.303
5	54.329	+3.438	9:34:46.632
6	51.011	+0.120	9:35:37.643
7	53.732	+2.841	9:36:31.375
8	50.891	-	9:37:22.266
9	52.364	+1.473	9:38:14.630
10	52.263	+1.372	9:39:06.893
11	55.179	+4.288	9:40:02.072
12	56.057	+5.166	9:40:58.129
13	4:50.980	+4:00.089	9:45:49.109

Lap	Lap Tm	Diff	Time of Day
(10) John Altay Ali			
1	-:--		9:32:01.179
2	56.024	+5.049	9:32:57.203
3	54.318	+3.343	9:33:51.521
4	55.392	+4.417	9:34:46.913
5	52.388	+1.413	9:35:39.301
6	53.405	+2.430	9:36:32.706
7	51.409	+0.434	9:37:24.115
8	51.861	+0.886	9:38:15.976
9	51.568	+0.593	9:39:07.544
10	51.741	+0.766	9:39:59.285
11	51.270	+0.295	9:40:50.555
12	52.356	+1.381	9:41:42.911
13	54.138	+3.163	9:42:37.049
14	53.025	+2.050	9:43:30.074
15	52.167	+1.192	9:44:22.241
16	50.975	-	9:45:13.216

Lap	Lap Tm	Diff	Time of Day
(95) Richard Stables			
1	-:--		9:31:29.699
2	58.750	+7.694	9:32:28.449
3	54.438	+3.382	9:33:22.887
4	53.343	+2.287	9:34:16.230
5	52.787	+1.731	9:35:09.017
6	53.886	+2.830	9:36:02.903
7	52.156	+1.100	9:36:55.059
8	51.402	+0.346	9:37:46.461
9	52.130	+1.074	9:38:38.591
10	52.043	+0.987	9:39:30.634
11	51.056	-	9:40:21.690
12	51.075	+0.019	9:41:12.765
13	51.518	+0.462	9:42:04.283
14	51.246	+0.190	9:42:55.529
15	51.429	+0.373	9:43:46.958

Lotus Brands Hatch Celebration


Sports Racing & GT

Qualifying 2

Qualify (15:00 Time)

Brands Hatch Indy 1.199 Miles

24/03/2007 09:30



Lap	Lap Tm	Diff	Time of Day
16	53.027	+1.971	9:44:39.985
17	51.673	+0.617	9:45:31.658

(6) Julian Sage

1	-:--		9:31:47.517
2	2:59.897	+2:08.688	9:34:47.414
3	54.269	+3.060	9:35:41.683
4	52.369	+1.160	9:36:34.052
5	51.209	-	9:37:25.261
6	51.218	+0.009	9:38:16.479
7	51.837	+0.628	9:39:08.316
8	51.812	+0.603	9:40:00.128

(3) Steve Ross

1	-:--		9:31:42.661
2	56.187	+3.874	9:32:38.848
3	54.873	+2.560	9:33:33.721
4	54.992	+2.679	9:34:28.713
5	53.124	+0.811	9:35:21.837
6	52.557	+0.244	9:36:14.394
7	53.564	+1.251	9:37:07.958
8	1:53.174	+1:00.861	9:39:01.132
9	1:00.732	+8.419	9:40:01.864
10	52.557	+0.244	9:40:54.421
11	52.783	+0.470	9:41:47.204
12	53.117	+0.804	9:42:40.321
13	53.517	+1.204	9:43:33.838
14	53.906	+1.593	9:44:27.744
15	52.313	-	9:45:20.057

(91) David Frankland

1	-:--		9:31:45.550
2	57.185	+4.621	9:32:42.735
3	54.277	+1.713	9:33:37.012
4	55.350	+2.786	9:34:32.362
5	52.961	+0.397	9:35:25.323
6	52.564	-	9:36:17.887
7	53.484	+0.920	9:37:11.371
8	54.845	+2.281	9:38:06.216
9	52.740	+0.176	9:38:58.956
10	52.586	+0.022	9:39:51.542

(47) Kevin Wilkins

1	-:--		9:31:45.635
2	1:02.506	+9.642	9:32:48.141
3	58.848	+5.984	9:33:46.989
4	1:00.111	+7.247	9:34:47.100
5	59.105	+6.241	9:35:46.205
6	55.390	+2.526	9:36:41.595
7	54.768	+1.904	9:37:36.363
8	53.657	+0.793	9:38:30.020
9	54.357	+1.493	9:39:24.377
10	53.778	+0.914	9:40:18.155
11	52.864	-	9:41:11.019
12	54.313	+1.449	9:42:05.332
13	53.849	+0.985	9:42:59.181
14	55.820	+2.956	9:43:55.001
15	53.571	+0.707	9:44:48.572
16	56.284	+3.420	9:45:44.856

(98) Paul Cundy

1	-:--		9:31:42.971
2	1:06.711	+13.428	9:32:49.682
3	1:03.014	+9.731	9:33:52.696
4	58.031	+4.748	9:34:50.727
5	55.912	+2.629	9:35:46.639

Lap	Lap Tm	Diff	Time of Day
6	2:57.573	+2:04.290	9:38:44.212
7	54.653	+1.370	9:39:38.865
8	55.197	+1.914	9:40:34.062
9	54.242	+0.959	9:41:28.304
10	53.283	-	9:42:21.587
11	2:40.075	+1:46.792	9:45:01.662
12	1:01.183	+7.900	9:46:02.845

(75) Teofilo Masera

1	-:--		9:32:04.024
2	1:00.634	+2.557	9:33:04.658
3	1:01.067	+2.990	9:34:05.725
4	59.607	+1.530	9:35:05.332
5	1:01.522	+3.445	9:36:06.854
6	59.199	+1.122	9:37:06.053
7	1:01.408	+3.331	9:38:07.461
8	59.689	+1.612	9:39:07.150
9	1:00.182	+2.105	9:40:07.332
10	59.015	+0.938	9:41:06.347
11	59.208	+1.131	9:42:05.555
12	59.630	+1.553	9:43:05.185
13	59.454	+1.377	9:44:04.639
14	58.985	+0.908	9:45:03.624
15	58.077	-	9:46:01.701

(89) Jonthan BLAKE

1	-:--		9:31:27.965
2	1:03.163	+4.239	9:32:31.128
3	1:02.473	+3.549	9:33:33.601
4	1:00.873	+1.949	9:34:34.474
5	1:00.289	+1.365	9:35:34.763
6	1:00.558	+1.634	9:36:35.321
7	59.567	+0.643	9:37:34.888
8	59.711	+0.787	9:38:34.599
9	59.615	+0.691	9:39:34.214
10	59.945	+1.021	9:40:34.159
11	59.504	+0.580	9:41:33.663
12	59.204	+0.280	9:42:32.867
13	59.596	+0.672	9:43:32.463
14	59.130	+0.206	9:44:31.593
15	58.924	-	9:45:30.517

(88) Simon McALPINE

1	-:--		9:37:40.044
2	1:00.248	+0.595	9:38:40.292
3	1:01.220	+1.567	9:39:41.512
4	1:01.575	+1.922	9:40:43.087
5	1:01.737	+2.084	9:41:44.824
6	1:01.610	+1.957	9:42:46.434
7	59.653	-	9:43:46.087
8	1:03.207	+3.554	9:44:49.294
9	1:03.816	+4.163	9:45:53.110

(77) Kevin MIDDLETON

1	-:--		9:31:26.194
2	1:02.826	+3.124	9:32:29.020
3	1:00.327	+0.625	9:33:29.347
4	1:00.735	+1.033	9:34:30.082
5	1:00.872	+1.170	9:35:30.954
6	1:00.253	+0.551	9:36:31.207
7	1:00.182	+0.480	9:37:31.389
8	1:00.096	+0.394	9:38:31.485
9	1:03.069	+3.367	9:39:34.554
10	1:01.310	+1.608	9:40:35.864
11	1:01.906	+2.204	9:41:37.770
12	1:04.475	+4.773	9:42:42.245

Lap	Lap Tm	Diff	Time of Day
13	1:00.399	+0.697	9:43:42.644
14	59.702	-	9:44:42.346
15	59.905	+0.203	9:45:42.251

(69) Matthew ROBINSON

1	-:--		9:31:27.264
2	1:03.671	+3.804	9:32:30.935
3	1:02.079	+2.212	9:33:33.014
4	1:00.664	+0.797	9:34:33.678
5	1:00.855	+0.988	9:35:34.533
6	1:01.259	+1.392	9:36:35.792
7	1:00.791	+0.924	9:37:36.583
8	1:00.206	+0.339	9:38:36.789
9	1:00.271	+0.404	9:39:37.060
10	1:00.910	+1.043	9:40:37.970
11	1:00.307	+0.440	9:41:38.277
12	1:05.963	+6.096	9:42:44.240
13	1:00.358	+0.491	9:43:44.598
14	1:00.372	+0.505	9:44:44.970
15	59.867	-	9:45:44.837

(73) Peter Brown

1	-:--		9:31:44.536
2	1:07.773	+4.627	9:32:52.309
3	1:04.580	+1.434	9:33:56.889
4	1:06.796	+3.650	9:35:03.685
5	1:05.598	+2.452	9:36:09.283
6	1:07.356	+4.210	9:37:16.639
7	1:05.965	+2.819	9:38:22.604
8	1:04.599	+1.453	9:39:27.203
9	1:04.869	+1.723	9:40:32.072
10	1:05.175	+2.029	9:41:37.247
11	1:03.584	+0.438	9:42:40.831
12	1:04.223	+1.077	9:43:45.054
13	1:03.146	-	9:44:48.200
14	1:03.485	+0.339	9:45:51.685

Lotus Brands Hatch Celebration

Sports Racing & GT

Qualifying 2


Qualify (15:00 Time)

Brands Hatch Indy 1.199 Miles

24/03/2007 09:30



13	[11] Laurence Bilton	
	25	[1:03.146]
	[59.867]	[73] Peter Brown
12	[69] Matthew ROBINSON	
	23	24
	[59.653]	[59.702]
11	[88] Simon McALPINE	[77] Kevin MIDDLETON
	21	22
	[58.077]	[58.924]
10	[75] Teofilo Masera	[89] Jonthan BLAKE
	19	20
	[52.864]	[53.283]
9	[47] Kevin Wilkins	[98] Paul Cundy
	17	18
	[52.313]	[52.564]
8	[3] Steve Ross	[91] David Frankland
	15	16
	[51.056]	[51.209]
7	[95] Richard Stables	[6] Julian Sage
	13	14
	[50.891]	[50.975]
6	[21] Leigh Parkes	[10] John Altay Ali
	11	12
	[50.066]	[50.693]
5	[2] David Mountain	[22] Ian Simmonds
	9	10
	[49.550]	[49.944]
4	[51] Amon Matheson	[24] Paule Steele
	7	8
	[49.222]	[49.508]
3	[35] Darcy Smith	[12] Tony Freeman
	5	6
	[47.952]	[48.976]
2	[14] Roger Bromiley	[99] Martin Ellis
	3	4
	[47.489]	[47.624]
1	[20] Mark Burton	[4] John Harrison
	1	2



Lotus Brands Hatch Celebration

Sorted on Laps

Sports Racing & GT

Brands Hatch Indy 1.199 Miles

Race 3

24/03/2007 13:00

Race (15:00 Time)

Pos	No.	Class	Name	Car	Laps	Total Tm	Avg. Speed	Diff	Gap	Best Tm	In Lap	Best Spc
1	20	A - Open	Mark Burton	Jade MBM 1	19	15:16.994	89.405	-	-	46.576	7	92.643
2	14	C -Open	Roger Bromiley	Radical SR4	19	15:34.559	87.725	+17.565	+17.565	47.571	9	90.706
3	35	C -Open	Darcy Smith	Radical RS4	19	15:48.583	86.428	+31.589	+14.024	48.892	14	88.255
4	12	C -Open	Tony Freeman	Radical Prospc	19	16:03.722	85.070	+46.728	+15.139	49.269	11	87.580
5	21	A - Open	Leigh Parkes	Nemesis	18	15:23.231	84.128	1 Lap	1 Lap	49.330	16	87.471
6	22	C -Open	Ian Simmonds	Radical SR4	18	15:24.821	83.983	+1.590	+1.590	49.632	11	86.939
7	95	C -Open	Richard Stables	Radical Pro 6	18	15:29.176	83.589	+5.945	+4.355	49.548	16	87.086
8	10	B - Open	John Altay Ali	Radical SR3	18	15:37.487	82.848	+14.256	+8.311	50.383	15	85.643
9	6	A - Open	Julian Sage	Caterham Sevr	18	15:37.890	82.813	+14.659	+0.403	50.286	18	85.808
10	11	A - Open	Laurence Bilton	Prosport LM 3l	18	15:53.573	81.451	+30.342	+15.683	50.397	11	85.619
11	91	C -Open	David Frankland	Radical SR4	18	16:00.473	80.866	+37.242	+6.900	51.806	9	83.291
12	99	A - Open	Martin Ellis	Carbir CS2	18	16:03.440	80.617	+40.209	+2.967	49.217	15	87.672
13	98	A - Open	Paul Cundy	Noble M12 GT1	17	16:10.913	75.552	2 Laps	1 Lap	54.424	8	79.284
14	26	C -Open	Shaun Mellors	Radical Clubsp	17	16:11.162	75.533	+0.249	+0.249	53.732	11	80.305
15	47	A - Open	Kevin Wilkins	Chevron B19	16	15:17.450	75.251	3 Laps	1 Lap	53.771	14	80.247
16	75	B - Open	Teofilo Masera	Caterham Sevr	16	15:54.664	72.318	+37.214	+37.214	57.616	10	74.892
17	89	B - Open	Jonthan BLAKE	Mazda MX5	16	16:03.557	71.651	+46.107	+8.893	58.878	12	73.286
18	69	B - Open	Matthew ROBINSON	Mazda MX5	15	15:26.674	69.846	4 Laps	1 Lap	1:00.381	9	71.462
19	88	A - Open	Simon McALPINE	Mazda MX5	15	15:32.085	69.440	+5.411	+5.411	1:00.193	9	71.685
20	77	B - Open	Kevin MIDDLETON	Mazda MX5	15	15:41.146	68.772	+14.472	+9.061	59.722	9	72.251

Not classified (80% = 15 Laps)

DNF	4	A - Open	John Harrison	Nemesis RME	15	12:01.435	89.716	-	-	46.787	14	92.226
DNF	24	C -Open	Paule Steele	Radical SR4	12	10:32.184	81.906	-	-	50.580	6	85.310
DNF	73	C -Open	Peter Brown	Stuart Taylor	12	13:14.332	65.186	-	-	1:02.594	10	68.936
DNF	2	A - Open	David Mountain	Slobal Sports	8	6:50.579	84.076	-	-	49.643	4	86.920
DNF	3	A - Open	Steve Ross	Caterham	1	1:02.236	69.332	-	-	56.965	1	75.748
DNF	51	A - Open	Amon Matheson	A. Matheson	0	3.293	-	-	-	---	0	-

Margin of Victory	Avg. Speed	Best Lap Tm	Best Spd	Best Lap by
+17.565	89.405	46.576	92.643	[20] Mark Burton

Printed: 24/03/2007 13:24:44

Licensed to: MST Sports Timing Ltd

Chief Timekeeper
Race Director

Orbits 3
www.amb-it.com
www.mylaps.com

Lotus Brands Hatch Celebration

Sorted on Laps

Sports Racing & GT

Brands Hatch Indy 1.199 Miles

Race 3 Amended

24/03/2007 13:00

Race (15:00 Time)

Pos	No.	Class	Name	Car	Laps	Total Tm	Avg. Speed	Diff	Gap	Best Tm	In Lap	Best Spc
1	20	A - Open	Mark Burton	Jade MBM 1	19	15:16.994	89.405	-	-	46.576	7	92.643
2	14	C -Open	Roger Bromiley	Radical SR4	19	15:34.559	87.725	+17.565	+17.565	47.571	9	90.706
3	35	C -Open	Darcy Smith	Radical RS4	19	15:48.583	86.428	+31.589	+14.024	48.892	14	88.255
4	99	A - Open	Martin Ellis	Carbir CS2	19	16:03.440	85.095	+46.446	+14.857	49.217	15	87.672
5	12	C -Open	Tony Freeman	Radical Prospc	19	16:03.722	85.070	+46.728	+0.282	49.269	11	87.580
6	21	A - Open	Leigh Parkes	Nemesis	18	15:23.231	84.128	1 Lap	1 Lap	49.330	16	87.471
7	22	C -Open	Ian Simmonds	Radical SR4	18	15:24.821	83.983	+1.590	+1.590	49.632	11	86.939
8	95	C -Open	Richard Stables	Radical Pro 6	18	15:29.176	83.589	+5.945	+4.355	49.548	16	87.086
9	10	B - Open	John Altay Ali	Radical SR3	18	15:37.487	82.848	+14.256	+8.311	50.383	15	85.643
10	6	A - Open	Julian Sage	Caterham Sevr	18	15:37.890	82.813	+14.659	+0.403	50.286	18	85.808
11	11	A - Open	Laurence Bilton	Prosport LM 3i	18	15:53.573	81.451	+30.342	+15.683	50.397	11	85.619
12	91	C -Open	David Frankland	Radical SR4	18	16:00.473	80.866	+37.242	+6.900	51.806	9	83.291
13	98	A - Open	Paul Cundy	Noble M12 GTi	17	16:10.913	75.552	2 Laps	1 Lap	54.424	8	79.284
14	26	C -Open	Shaun Mellors	Radical Clubsp	17	16:11.162	75.533	+0.249	+0.249	53.732	11	80.305
15	47	A - Open	Kevin Wilkins	Chevron B19	16	15:17.450	75.251	3 Laps	1 Lap	53.771	14	80.247
16	75	B - Open	Teofilo Masera	Caterham Sevr	16	15:54.664	72.318	+37.214	+37.214	57.616	10	74.892
17	89	B - Open	Jonthan BLAKE	Mazda MX5	16	16:03.557	71.651	+46.107	+8.893	58.878	12	73.286
18	69	B - Open	Matthew ROBINSON	Mazda MX5	15	15:26.674	69.846	4 Laps	1 Lap	1:00.381	9	71.462
19	88	A - Open	Simon McALPINE	Mazda MX5	15	15:32.085	69.440	+5.411	+5.411	1:00.193	9	71.685
20	77	B - Open	Kevin MIDDLETON	Mazda MX5	15	15:41.146	68.772	+14.472	+9.061	59.722	9	72.251

Not classified (80% = 15 Laps)

DNF	4	A - Open	John Harrison	Nemesis RME	15	12:01.435	89.716	-	-	46.787	14	92.226
DNF	24	C -Open	Paule Steele	Radical SR4	12	10:32.184	81.906	-	-	50.580	6	85.310
DNF	73	C -Open	Peter Brown	Stuart Taylor	12	13:14.332	65.186	-	-	1:02.594	10	68.936
DNF	2	A - Open	David Mountain	Slobal Sports	8	6:50.579	84.076	-	-	49.643	4	86.920
DNF	3	A - Open	Steve Ross	Caterham	1	1:02.236	69.332	-	-	56.965	1	75.748
DNF	51	A - Open	Amon Matheson	A. Matheson	0	3.293	-	-	-	--	0	-

Margin of Victory	Avg. Speed	Best Lap Tm	Best Spd	Best Lap by
+17.565	89.405	46.576	92.643	[20] Mark Burton

Printed: 24/03/2007 14:46:12

Licensed to: MST Sports Timing Ltd

Chief Timekeeper
Race Director

Orbits 3
www.amb-it.com
www.mylaps.com

Lotus Brands Hatch Celebration

Lapchart

Sports Racing & GT

Brands Hatch Indy 1.199 Miles

Race 3

24/03/2007 13:00

Race (15:00 Time)

Competitors	Laps																			
	0	1	2	3	4	5	6	7	8	9	10	11	12	13	14	15	16	17	18	19
John Harrison (4)	1	4	4	4	4	4	4	4	4	4	4	4	4	4	4	4	20	20	20	20
Mark Burton (20)	2	20	20	20	20	20	20	20	20	20	20	20	20	20	20	20	14	14	14	14
Martin Ellis (99)	3	99	14	14	14	14	14	14	14	14	14	14	14	14	14	14	35	35	35	35
Roger Bromiley (14)	4	14	35	35	35	35	35	35	35	35	35	35	35	35	35	35	12	12	12	12
Darcy Smith (35)	5	35	12	2	2	2	2	2	2	2	99	99	99	99	99	99	21	21	21	21
Tony Freeman (12)	6	12	2	99	99	99	99	99	99	12	12	12	12	12	12	12	22	22	22	22
David Mountain (2)	7	2	99	12	12	12	12	12	12	21	21	21	21	21	21	21	95	95	95	95
Paule Steele (24)	8	24	24	24	24	24	24	24	21	21	22	22	22	22	22	22	10	10	10	10
Amon Matheson (51)	9	51	6	21	21	21	21	21	24	22	24	24	24	95	95	95	95	6	6	6
Leigh Parkes (21)	10	21	21	10	10	22	22	22	22	24	10	10	10	10	10	10	10	11	11	11
Julian Sage (6)	11	6	10	22	22	10	10	10	10	10	95	95	95	24	6	6	6	99	99	99
Ian Simmonds (22)	12	22	22	95	95	95	95	95	95	6	6	6	6	11	11	11	91	91	91	91
John Altay Ali (10)	13	10	3	6	6	6	6	6	6	11	11	11	11	98	98	98	98	98	98	98
Richard Stables (95)	14	95	95	98	11	11	11	11	11	98	98	98	98	91	91	91	26	26	26	26
Steve Ross (3)	15	3	98	11	26	26	26	26	26	26	26	26	26	26	26	26	47	47	47	47
Paul Cundy (98)	16	98	47	47	47	47	98	98	98	98	47	47	91	91	47	47	47	75	75	75
Kevin Wilkins (47)	17	47	11	26	89	98	47	47	47	91	91	47	47	75	75	75	89	89	89	89
Jonthan BLAKE (89)	18	89	89	89	98	75	75	75	75	91	75	75	75	75	89	89	89	89	89	89
Teofilo Masera (75)	19	75	26	75	75	89	89	89	89	75	89	89	89	89	69	69	69	69	69	69
Simon McALPINE (88)	20	88	75	69	69	69	69	69	91	89	69	69	69	69	69	88	88	88	88	88
Matthew ROBINSON (69)	21	69	69	88	88	88	88	91	69	69	88	88	88	88	77	77	77	77	77	77
Laurence Bilton (11)	22	11	88	73	73	77	91	88	88	77	77	77	77	77	77	77	77	77	77	77
Peter Brown (73)	23	73	73	77	77	73	77	77	77	77	73	73	73	73	73	73	73	73	73	73
Shaun Mellors (26)	24	26	77	91	91	91	73	73	73	73	73	73	73	73	73	73	73	73	73	73
Kevin MIDDLETON (77)	25	77	91	91	91	73	73	73	73	73	73	73	73	73	73	73	73	73	73	73
David Frankland (91)	26	91	91	91	91	73	73	73	73	73	73	73	73	73	73	73	73	73	73	73

Lotus Brands Hatch Celebration

Sports Racing & GT

Brands Hatch Indy 1.199 Miles

Race 3

24/03/2007 13:00

Race (15:00 Time)

Lap	Lap Tm	Diff	Time of Day
(20) Mark Burton			
1	52.111	+5.535	13:01:40.066
2	47.532	+0.956	13:02:27.598
3	47.757	+1.181	13:03:15.355
4	48.972	+2.396	13:04:04.327
5	48.351	+1.775	13:04:52.678
6	47.153	+0.577	13:05:39.831
7	46.576	-	13:06:26.407
8	47.824	+1.248	13:07:14.231
9	48.182	+1.606	13:08:02.413
10	47.232	+0.656	13:08:49.645
11	47.209	+0.633	13:09:36.854
12	47.747	+1.171	13:10:24.601
13	48.041	+1.465	13:11:12.642
14	46.939	+0.363	13:11:59.581
15	47.763	+1.187	13:12:47.344
16	50.596	+4.020	13:13:37.940
17	47.654	+1.078	13:14:25.594
18	48.744	+2.168	13:15:14.338
19	48.312	+1.736	13:16:02.650

Lap	Lap Tm	Diff	Time of Day
(14) Roger Bromiley			
1	52.913	+5.342	13:01:41.039
2	48.959	+1.388	13:02:29.998
3	48.473	+0.902	13:03:18.471
4	48.520	+0.949	13:04:06.991
5	48.681	+1.110	13:04:55.672
6	49.393	+1.822	13:05:45.065
7	48.392	+0.821	13:06:33.457
8	47.750	+0.179	13:07:21.207
9	47.571	-	13:08:08.778
10	48.442	+0.871	13:08:57.220
11	49.080	+1.509	13:09:46.300
12	48.192	+0.621	13:10:34.492
13	48.849	+1.278	13:11:23.341
14	50.587	+3.016	13:12:13.928
15	50.206	+2.635	13:13:04.134
16	49.719	+2.148	13:13:53.853
17	48.568	+0.997	13:14:42.421
18	49.023	+1.452	13:15:31.444
19	48.771	+1.200	13:16:20.215

Lap	Lap Tm	Diff	Time of Day
(35) Darcy Smith			
1	53.049	+4.157	13:01:41.470
2	49.959	+1.067	13:02:31.429
3	49.544	+0.652	13:03:20.973
4	49.348	+0.456	13:04:10.321
5	49.726	+0.834	13:05:00.047
6	49.626	+0.734	13:05:49.673
7	50.145	+1.253	13:06:39.818
8	49.559	+0.667	13:07:29.377
9	49.828	+0.936	13:08:19.205
10	50.001	+1.109	13:09:09.206
11	49.589	+0.697	13:09:58.795
12	49.097	+0.205	13:10:47.892
13	49.086	+0.194	13:11:36.978
14	48.892	-	13:12:25.870
15	49.504	+0.612	13:13:15.374
16	50.195	+1.303	13:14:05.569
17	50.030	+1.138	13:14:55.599
18	49.236	+0.344	13:15:44.835
19	49.404	+0.512	13:16:34.239

Lap	Lap Tm	Diff	Time of Day
(12) Tony Freeman			
1	54.925	+5.656	13:01:43.563

Lap	Lap Tm	Diff	Time of Day
2	52.700	+3.431	13:02:36.263
3	50.867	+1.598	13:03:27.130
4	50.077	+0.808	13:04:17.207
5	50.336	+1.067	13:05:07.543
6	52.182	+2.913	13:05:59.725
7	51.125	+1.856	13:06:50.850
8	50.099	+0.830	13:07:40.949
9	50.690	+1.421	13:08:31.639
10	49.329	+0.060	13:09:20.968
11	49.269	-	13:10:10.237
12	49.513	+0.244	13:10:59.750
13	50.231	+0.962	13:11:49.981
14	50.103	+0.834	13:12:40.084
15	49.315	+0.046	13:13:29.399
16	49.651	+0.382	13:14:19.050
17	50.745	+1.476	13:15:09.795
18	50.032	+0.763	13:15:59.827
19	49.551	+0.282	13:16:49.378

Lap	Lap Tm	Diff	Time of Day
(21) Leigh Parkes			
1	56.599	+7.269	13:01:46.271
2	52.786	+3.456	13:02:39.057
3	51.333	+2.003	13:03:30.390
4	50.646	+1.316	13:04:21.036
5	51.194	+1.864	13:05:12.230
6	50.630	+1.300	13:06:02.860
7	50.803	+1.473	13:06:53.663
8	50.375	+1.045	13:07:44.038
9	50.334	+1.004	13:08:34.372
10	51.827	+2.497	13:09:26.199
11	49.746	+0.416	13:10:15.945
12	50.035	+0.705	13:11:05.980
13	49.971	+0.641	13:11:55.951
14	49.870	+0.540	13:12:45.821
15	52.210	+2.880	13:13:38.031
16	49.330	-	13:14:27.361
17	50.779	+1.449	13:15:18.140
18	50.747	+1.417	13:16:08.887

Lap	Lap Tm	Diff	Time of Day
(22) Ian Simmonds			
1	57.415	+7.783	13:01:47.333
2	53.625	+3.993	13:02:40.958
3	51.557	+1.925	13:03:32.515
4	50.592	+0.960	13:04:23.107
5	50.617	+0.985	13:05:13.724
6	50.522	+0.890	13:06:04.246
7	51.216	+1.584	13:06:55.462
8	50.456	+0.824	13:07:45.918
9	50.059	+0.427	13:08:35.977
10	50.809	+1.177	13:09:26.786
11	49.632	-	13:10:16.418
12	50.797	+1.165	13:11:07.215
13	50.090	+0.458	13:11:57.305
14	50.082	+0.450	13:12:47.387
15	51.951	+2.319	13:13:39.338
16	49.984	+0.352	13:14:29.322
17	50.460	+0.828	13:15:19.782
18	50.695	+1.063	13:16:10.477

Lap	Lap Tm	Diff	Time of Day
(95) Richard Stables			
1	57.653	+8.105	13:01:48.086
2	53.588	+4.040	13:02:41.674
3	52.112	+2.564	13:03:33.786
4	51.244	+1.696	13:04:25.030
5	50.932	+1.384	13:05:15.962
6	52.077	+2.529	13:06:08.039

Lap	Lap Tm	Diff	Time of Day
7	50.956	+1.408	13:06:58.995
8	51.724	+2.176	13:07:50.719
9	50.499	+0.951	13:08:41.218
10	50.686	+1.138	13:09:31.904
11	51.192	+1.644	13:10:23.096
12	51.106	+1.558	13:11:14.202
13	50.075	+0.527	13:12:04.277
14	49.567	+0.019	13:12:53.844
15	50.255	+0.707	13:13:44.099
16	49.548	-	13:14:33.647
17	50.616	+1.068	13:15:24.263
18	50.569	+1.021	13:16:14.832

Lap	Lap Tm	Diff	Time of Day
(10) John Altay Ali			
1	56.876	+6.493	13:01:46.816
2	53.743	+3.360	13:02:40.559
3	51.497	+1.114	13:03:32.056
4	51.924	+1.541	13:04:23.980
5	50.785	+0.402	13:05:14.765
6	51.937	+1.554	13:06:06.702
7	51.089	+0.706	13:06:57.791
8	51.630	+1.247	13:07:49.421
9	50.780	+0.397	13:08:40.201
10	50.961	+0.578	13:09:31.162
11	51.872	+1.489	13:10:23.034
12	54.656	+4.273	13:11:17.690
13	51.341	+0.958	13:12:09.031
14	50.548	+0.165	13:12:59.579
15	50.383	-	13:13:49.962
16	50.952	+0.569	13:14:40.914
17	50.404	+0.021	13:15:31.318
18	51.825	+1.442	13:16:23.143

Lap	Lap Tm	Diff	Time of Day
(6) Julian Sage			
1	55.987	+5.701	13:01:45.798
2	1:01.071	+10.785	13:02:46.869
3	51.521	+1.235	13:03:38.390
4	51.228	+0.942	13:04:29.618
5	50.862	+0.576	13:05:20.480
6	51.383	+1.097	13:06:11.863
7	51.202	+0.916	13:07:03.065
8	51.278	+0.992	13:07:54.343
9	51.411	+1.125	13:08:45.754
10	50.822	+0.536	13:09:36.576
11	51.213	+0.927	13:10:27.789
12	50.476	+0.190	13:11:18.265
13	51.688	+1.402	13:12:09.953
14	51.119	+0.833	13:13:01.072
15	50.566	+0.280	13:13:51.638
16	50.597	+0.311	13:14:42.235
17	51.025	+0.739	13:15:33.260
18	50.286	-	13:16:23.546

Lap	Lap Tm	Diff	Time of Day
(11) Laurence Bilton			
1	1:01.683	+11.286	13:01:54.393
2	53.450	+3.053	13:02:47.843
3	56.288	+5.891	13:03:44.131
4	51.629	+1.232	13:04:35.760
5	51.365	+0.968	13:05:27.125
6	51.280	+0.883	13:06:18.405
7	51.820	+1.423	13:07:10.225
8	52.873	+2.476	13:08:03.098
9	51.285	+0.888	13:08:54.383
10	52.407	+2.010	13:09:46.790
11	50.397	-	13:10:37.187
12	52.059	+1.662	13:11:29.246

Lotus Brands Hatch Celebration

Sports Racing & GT

Brands Hatch Indy 1.199 Miles

Race 3

24/03/2007 13:00

Race (15:00 Time)

Lap	Lap Tm	Diff	Time of Day
13	50.630	+0.233	13:12:19.876
14	51.402	+1.005	13:13:11.278
15	52.597	+2.200	13:14:03.875
16	51.644	+1.247	13:14:55.519
17	51.616	+1.219	13:15:47.135
18	52.094	+1.697	13:16:39.229

(91) David Frankland

1	54.341	+2.535	13:02:41.673
2	52.208	+0.402	13:03:33.881
3	52.521	+0.715	13:04:26.402
4	52.259	+0.453	13:05:18.661
5	53.419	+1.613	13:06:12.080
6	52.675	+0.869	13:07:04.755
7	53.360	+1.554	13:07:58.115
8	53.088	+1.282	13:08:51.203
9	51.806	-	13:09:43.009
10	52.478	+0.672	13:10:35.487
11	52.536	+0.730	13:11:28.023
12	52.185	+0.379	13:12:20.208
13	53.757	+1.951	13:13:13.965
14	53.414	+1.608	13:14:07.379
15	52.822	+1.016	13:15:00.201
16	53.492	+1.686	13:15:53.693
17	52.436	+0.630	13:16:46.129

(99) Martin Ellis

1	56.249	+7.032	13:01:44.258
2	50.704	+1.487	13:02:34.962
3	50.844	+1.627	13:03:25.806
4	50.316	+1.099	13:04:16.122
5	50.933	+1.716	13:05:07.055
6	52.410	+3.193	13:05:59.465
7	50.646	+1.429	13:06:50.111
8	50.528	+1.311	13:07:40.639
9	50.283	+1.066	13:08:30.922
10	49.697	+0.480	13:09:20.619
11	49.427	+0.210	13:10:10.046
12	49.460	+0.243	13:10:59.506
13	50.024	+0.807	13:11:49.530
14	50.327	+1.110	13:12:39.857
15	49.217	-	13:13:29.074
16	1:40.523	+51.306	13:15:09.597
17	49.885	+0.668	13:15:59.482
18	49.614	+0.397	13:16:49.096

(98) Paul Cundy

1	1:00.084	+5.660	13:01:51.355
2	55.820	+1.396	13:02:47.175
3	1:08.323	+13.899	13:03:55.498
4	55.867	+1.443	13:04:51.365
5	55.009	+0.585	13:05:46.374
6	55.712	+1.288	13:06:42.086
7	55.382	+0.958	13:07:37.468
8	54.424	-	13:08:31.892
9	55.449	+1.025	13:09:27.341
10	55.087	+0.663	13:10:22.428
11	55.400	+0.976	13:11:17.828
12	55.918	+1.494	13:12:13.746
13	55.212	+0.788	13:13:08.958
14	55.802	+1.378	13:14:04.760
15	55.416	+0.992	13:15:00.176
16	56.811	+2.387	13:15:56.987
17	59.582	+5.158	13:16:56.569

(26) Shaun Mellors

Lap	Lap Tm	Diff	Time of Day
1	1:02.508	+8.776	13:01:55.614
2	56.235	+2.503	13:02:51.849
3	57.434	+3.702	13:03:49.283
4	55.129	+1.397	13:04:44.412
5	55.824	+2.092	13:05:40.236
6	56.384	+2.652	13:06:36.620
7	57.034	+3.302	13:07:33.654
8	57.446	+3.714	13:08:31.100
9	59.169	+5.437	13:09:30.269
10	58.322	+4.590	13:10:28.591
11	53.732	-	13:11:22.323
12	55.774	+2.042	13:12:18.097
13	57.478	+3.746	13:13:15.575
14	55.886	+2.154	13:14:11.461
15	54.641	+0.909	13:15:06.102
16	55.990	+2.258	13:16:02.092
17	54.726	+0.994	13:16:56.818

(47) Kevin Wilkins

1	1:01.320	+7.549	13:01:52.926
2	58.533	+4.762	13:02:51.459
3	58.906	+5.135	13:03:50.365
4	57.349	+3.578	13:04:47.714
5	1:00.006	+6.235	13:05:47.720
6	57.332	+3.561	13:06:45.052
7	57.762	+3.991	13:07:42.814
8	57.512	+3.741	13:08:40.326
9	56.415	+2.644	13:09:36.741
10	56.454	+2.683	13:10:33.195
11	56.558	+2.787	13:11:29.753
12	54.543	+0.772	13:12:24.296
13	55.360	+1.589	13:13:19.656
14	53.771	-	13:14:13.427
15	54.021	+0.250	13:15:07.448
16	55.658	+1.887	13:16:03.106

(75) Teofilo Masera

1	1:03.785	+6.169	13:01:55.736
2	1:00.433	+2.817	13:02:56.169
3	59.397	+1.781	13:03:55.566
4	59.390	+1.774	13:04:54.956
5	58.724	+1.108	13:05:53.680
6	59.575	+1.959	13:06:53.255
7	59.305	+1.689	13:07:52.560
8	58.644	+1.028	13:08:51.204
9	58.864	+1.248	13:09:50.068
10	57.616	-	13:10:47.684
11	57.753	+0.137	13:11:45.437
12	58.155	+0.539	13:12:43.592
13	1:01.442	+3.826	13:13:45.034
14	59.099	+1.483	13:14:44.133
15	57.815	+0.199	13:15:41.948
16	58.372	+0.756	13:16:40.320

(89) Jonthan BLAKE

1	1:03.108	+4.230	13:01:54.884
2	1:00.371	+1.493	13:02:55.255
3	59.761	+0.883	13:03:55.016
4	1:01.736	+2.858	13:04:56.752
5	59.402	+0.524	13:05:56.154
6	59.432	+0.554	13:06:55.586
7	59.737	+0.859	13:07:55.323
8	59.693	+0.815	13:08:55.016
9	59.040	+0.162	13:09:54.056
10	59.046	+0.168	13:10:53.102
11	59.775	+0.897	13:11:52.877

Lap	Lap Tm	Diff	Time of Day
12	58.878	-	13:12:51.755
13	59.647	+0.769	13:13:51.402
14	58.916	+0.038	13:14:50.318
15	59.061	+0.183	13:15:49.379
16	59.834	+0.956	13:16:49.213

(69) Matthew ROBINSON

1	1:04.810	+4.429	13:01:57.332
2	1:00.716	+0.335	13:02:58.048
3	1:01.144	+0.763	13:03:59.192
4	1:01.422	+1.041	13:05:00.614
5	1:02.489	+2.108	13:06:03.103
6	1:01.454	+1.073	13:07:04.557
7	1:01.914	+1.533	13:08:06.471
8	1:00.583	+0.202	13:09:07.054
9	1:00.381	-	13:10:07.435
10	1:00.755	+0.374	13:11:08.190
11	1:01.178	+0.797	13:12:09.368
12	1:00.564	+0.183	13:13:09.932
13	1:00.841	+0.460	13:14:10.773
14	1:00.628	+0.247	13:15:11.401
15	1:00.929	+0.548	13:16:12.330

(88) Simon McALPINE

1	1:05.600	+5.407	13:01:57.904
2	1:01.342	+1.149	13:02:59.246
3	1:01.666	+1.473	13:04:00.912
4	1:01.284	+1.091	13:05:02.196
5	1:01.383	+1.190	13:06:03.579
6	1:02.100	+1.907	13:07:05.679
7	1:01.351	+1.158	13:08:07.030
8	1:00.426	+0.233	13:09:07.456
9	1:00.193	-	13:10:07.649
10	1:01.127	+0.934	13:11:08.776
11	1:00.901	+0.708	13:12:09.677
12	1:02.143	+1.950	13:13:11.820
13	1:02.252	+2.059	13:14:14.072
14	1:01.302	+1.109	13:15:15.374
15	1:02.367	+2.174	13:16:17.741

(77) Kevin MIDDLETON

1	1:06.759	+7.037	13:01:59.913
2	1:04.699	+4.977	13:03:04.612
3	1:05.611	+5.889	13:04:10.223
4	1:03.515	+3.793	13:05:13.738
5	1:00.875	+1.153	13:06:14.613
6	1:00.400	+0.678	13:07:15.013
7	59.977	+0.255	13:08:14.990
8	1:00.195	+0.473	13:09:15.185
9	59.722	-	13:10:14.907
10	1:02.196	+2.474	13:11:17.103
11	1:02.252	+2.530	13:12:19.355
12	1:02.061	+2.339	13:13:21.416
13	1:00.681	+0.959	13:14:22.097
14	1:03.006	+3.284	13:15:25.103
15	1:01.699	+1.977	13:16:26.802

(4) John Harrison

1	51.340	+4.553	13:01:38.662
2	48.712	+1.925	13:02:27.374
3	47.753	+0.966	13:03:15.127
4	47.703	+0.916	13:04:02.830
5	48.632	+1.845	13:04:51.462
6	47.616	+0.829	13:05:39.078
7	47.059	+0.272	13:06:26.137
8	47.692	+0.905	13:07:13.829

Lotus Brands Hatch Celebration


Sports Racing & GT

Brands Hatch Indy 1.199 Miles

Race 3

24/03/2007 13:00

Race (15:00 Time)



Lap	Lap Tm	Diff	Time of Day
9	47.918	+1.131	13:08:01.747
10	47.606	+0.819	13:08:49.353
11	47.239	+0.452	13:09:36.592
12	47.236	+0.449	13:10:23.828
13	48.534	+1.747	13:11:12.362
14	46.787	-	13:11:59.149
15	47.942	+1.155	13:12:47.091

(24) Paule Steele

1	56.588	+6.008	13:01:45.415
2	51.444	+0.864	13:02:36.859
3	52.143	+1.563	13:03:29.002
4	51.304	+0.724	13:04:20.306
5	51.625	+1.045	13:05:11.931
6	50.580	-	13:06:02.511
7	51.948	+1.368	13:06:54.459
8	52.007	+1.427	13:07:46.466
9	51.973	+1.393	13:08:38.439
10	52.288	+1.708	13:09:30.727
11	52.082	+1.502	13:10:22.809
12	55.031	+4.451	13:11:17.840

(73) Peter Brown

1	1:06.613	+4.019	13:01:59.421
2	1:04.943	+2.349	13:03:04.364
3	1:05.215	+2.621	13:04:09.579
4	1:04.399	+1.805	13:05:13.978
5	1:03.938	+1.344	13:06:17.916
6	1:03.965	+1.371	13:07:21.881
7	1:04.891	+2.297	13:08:26.772
8	1:04.815	+2.221	13:09:31.587
9	1:02.937	+0.343	13:10:34.524
10	1:02.594	-	13:11:37.118
11	1:03.214	+0.620	13:12:40.332
12	1:19.656	+17.062	13:13:59.988

(2) David Mountain

1	54.866	+5.223	13:01:43.674
2	50.492	+0.849	13:02:34.166
3	49.888	+0.245	13:03:24.054
4	49.643	-	13:04:13.697
5	50.333	+0.690	13:05:04.030
6	50.379	+0.736	13:05:54.409
7	50.169	+0.526	13:06:44.578
8	51.657	+2.014	13:07:36.235

(3) Steve Ross

1	56.965	-	13:01:47.892
---	--------	---	--------------

Lap Lap Tm Diff Time of Day

Lap Lap Tm Diff Time of Day

Lotus Brands Hatch Celebration

Sports Racing & GT


Race 8 AMENDED

Race (15:00 Time)

Brands Hatch Indy 1.199 Miles

24/03/2007 16:22

13	[3] Steve Ross 25	[0] Amon Matheson 26
12	[73] Peter Brown 23	[2] David Mountain 24
11	[4] John Harrison 21	[24] Paule Steele 22
10	[88] Simon McALPINE 19	[77] Kevin MIDDLETON 20
9	[89] Jonthan BLAKE 17	[69] Matthew ROBINSON 18
8	[47] Kevin Wilkins 15	[75] Teofilo Masera 16
7	[98] Paul Cundy 13	[26] Shaun Mellors 14
6	[11] Laurence Bilton 11	[91] David Frankland 12
5	[10] John Altay Ali 9	[6] Julian Sage 10
4	[22] Ian Simmonds 7	[95] Richard Stables 8
3	[12] Tony Freeman 5	[21] Leigh Parkes 6
2	[35] Darcy Smith 3	[99] Martin Ellis 4
1	[20] Mark Burton 1	[14] Roger Bromiley 2



Lotus Brands Hatch Celebration

Sorted on Laps

Sports Racing & GT

Brands Hatch Indy 1.199 Miles

Race 8

24/03/2007 16:22

Race (15:00 Time)

Pos	No.	Class	Name	Car	Laps	Total Tm	Avg. Speed	Diff	Gap	Best Tm	In Lap	Best Spc
1	4	A - Open	John Harrison	Nemesis RME	15	12:19.470	87.528	-	-	47.586	14	90.677
2	20	A - Open	Mark Burton	Jade MBM 1	15	12:20.292	87.431	+0.822	+0.822	47.360	8	91.110
3	14	C -Open	Roger Bromiley	Radical SR4	15	12:25.196	86.856	+5.726	+4.904	48.194	15	89.533
4	35	C -Open	Darcy Smith	Radical RS4	15	12:40.745	85.080	+21.275	+15.549	49.328	8	87.475
5	99	A - Open	Martin Ellis	Carbir CS2	15	12:47.673	84.312	+28.203	+6.928	49.627	12	86.948
6	12	C -Open	Tony Freeman	Radical Prospc	15	12:47.960	84.281	+28.490	+0.287	49.624	13	86.953
7	95	C -Open	Richard Stables	Radical Pro 6	15	12:48.200	84.255	+28.730	+0.240	49.436	15	87.284
8	10	B - Open	John Altay Ali	Radical SR3	15	12:49.782	84.081	+30.312	+1.582	49.224	15	87.660
9	22	C -Open	Ian Simmonds	Radical SR4	15	12:57.115	83.288	+37.645	+7.333	50.035	6	86.239
10	11	A - Open	Laurence Bilton	Prosport LM 3i	15	13:02.497	82.715	+43.027	+5.382	50.448	4	85.533
11	24	C -Open	Paule Steele	Radical SR4	15	13:06.846	82.258	+47.376	+4.349	50.152	13	86.038
12	21	A - Open	Leigh Parkes	Nemesis	14	12:21.752	81.442	1 Lap	1 Lap	49.796	8	86.653
13	3	A - Open	Steve Ross	Caterham	14	12:45.706	78.894	+23.954	+23.954	52.844	4	81.655
14	47	A - Open	Kevin Wilkins	Chevron B19	14	12:52.251	78.225	+30.499	+6.545	51.752	7	83.378
15	91	C -Open	David Frankland	Radical SR4	14	13:04.852	76.969	+43.100	+12.601	53.831	3	80.158
16	98	A - Open	Paul Cundy	Noble M12 GTi	13	12:44.698	73.355	2 Laps	1 Lap	55.973	10	77.090
17	75	B - Open	Teofilo Masera	Caterham Sevr	13	13:03.953	71.553	+19.255	+19.255	58.201	3	74.139
18	89	B - Open	Jonthan BLAKE	Mazda MX5	13	13:11.837	70.841	+27.139	+7.884	59.294	2	72.772
19	69	B - Open	Matthew ROBINSON	Mazda MX5	12	12:23.706	69.624	3 Laps	1 Lap	1:00.360	3	71.487
20	77	B - Open	Kevin MIDDLETON	Mazda MX5	12	12:27.332	69.286	+3.626	+3.626	1:00.150	3	71.737
21	88	A - Open	Simon McALPINE	Mazda MX5	12	12:38.181	68.294	+14.475	+10.849	1:00.689	3	71.100
22	73	C -Open	Peter Brown	Stuart Taylor	12	13:14.898	65.140	+51.192	+36.717	1:02.373	12	69.180
Not classified (80% = 12 Laps)												
23	2	A - Open	David Mountain	Slobal Sports	6	5:53.069	73.328	9 Laps	6 Laps	50.506	4	85.435
24	6	A - Open	Julian Sage	Caterham Sevr	6	7:04.741	60.954	+1:11.672	+1:11.672	50.801	4	84.938
25	26	C -Open	Shaun Mellors	Radical Clubsp	4	3:50.131	75.000	11 Laps	2 Laps	54.609	3	79.016

Margin of Victory

Avg. Speed

Best Lap Tm

Best Spd

Best Lap by

+0.822 87.528 47.360 91.110 [20] Mark Burton

Printed: 24/03/2007 16:24:13

Licensed to: MST Sports Timing Ltd

Chief Timekeeper

Orbits 3

Race Director

www.amb-it.com

www.mylaps.com

Sports Racing & GT

Brands Hatch Indy 1.199 Miles

Race 8

24/03/2007 16:22

Race (15:00 Time)

Competitors	Laps															
	0	1	2	3	4	5	6	7	8	9	10	11	12	13	14	15
Mark Burton (20)	1	20	20	20	20	20	20	20	4	4	4	4	4	4	4	4
Martin Ellis (99)	2	99	35	35	14	14	14	14	20	20	20	20	20	20	20	20
Darcy Smith (35)	3	35	14	14	35	35	4	4	14	14	14	14	14	14	14	14
Roger Bromiley (14)	4	14	12	12	12	4	35	35	35	35	35	35	35	35	35	35
Tony Freeman (12)	5	12	21	21	4	12	12	12	12	12	12	12	12	12	12	12
Leigh Parkes (21)	6	21	6	4	21	21	21	21	21	21	95	95	95	95	95	95
Ian Simmonds (22)	7	22	22	6	6	6	95	95	95	95	10	10	10	10	10	10
Julian Sage (6)	8	6	95	22	22	22	22	22	22	10	22	22	22	22	22	22
David Frankland (91)	9	91	2	95	95	95	2	10	10	10	22	11	11	11	11	11
Richard Stables (95)	10	95	4	2	2	2	10	11	11	11	11	24	24	24	24	24
John Altay Ali (10)	11	10	10	10	10	10	11	24	24	24	24	21	21	21	21	21
Laurence Bilton (11)	12	11	11	11	11	11	6	3	3	3	3	3	3	3	3	3
Shaun Mellors (26)	13	26	26	26	3	24	24	47	47	47	47	47	47	47	99	99
Teofilo Masera (75)	14	75	3	3	26	3	3	91	91	91	91	91	99	99	47	47
Paul Cundy (98)	15	98	75	91	24	26	91	2	99	99	99	99	91	91	91	91
Jonthan BLAKE (89)	16	89	91	24	91	91	47	99	98	98	98	98	98	98	98	98
John Harrison (4)	17	4	24	75	47	47	75	75	75	75	75	75	75	75	75	75
David Mountain (2)	18	2	89	47	75	75	98	98	89	89	89	89	89	89	89	89
Matthew ROBINSON (69)	19	69	69	89	89	89	89	89	69	69	69	69	69	69	69	69
Steve Ross (3)	20	3	77	69	69	98	99	69	77	77	77	77	77	77	77	77
Kevin MIDDLETON (77)	21	77	47	77	77	69	69	77	88	88	88	88	88	88	88	88
Paule Steele (24)	22	24	98	98	98	77	77	88	73	73	73	73	73	73	73	73
Kevin Wilkins (47)	23	47	73	88	88	99	88	73								
Peter Brown (73)	24	73	88	73	99	88	73	6								
Simon McALPINE (88)	25	88	99	99	73	73										

Lotus Brands Hatch Celebration

Sports Racing & GT

Brands Hatch Indy 1.199 Miles

Race 8

24/03/2007 16:22

Race (15:00 Time)

Lap	Lap Tm	Diff	Time of Day
(4) John Harrison			
1	55.208	+7.622	16:04:22.877
2	48.395	+0.809	16:05:11.272
3	49.314	+1.728	16:06:00.586
4	48.773	+1.187	16:06:49.359
5	48.116	+0.530	16:07:37.475
6	49.137	+1.551	16:08:26.612
7	48.175	+0.589	16:09:14.787
8	47.700	+0.114	16:10:02.487
9	47.870	+0.284	16:10:50.357
10	47.835	+0.249	16:11:38.192
11	48.015	+0.429	16:12:26.207
12	49.226	+1.640	16:13:15.433
13	47.879	+0.293	16:14:03.312
14	47.586	-	16:14:50.898
15	48.870	+1.284	16:15:39.768

(20) Mark Burton			
1	53.878	+6.518	16:04:17.579
2	48.956	+1.596	16:05:06.535
3	48.315	+0.955	16:05:54.850
4	49.497	+2.137	16:06:44.347
5	50.330	+2.970	16:07:34.677
6	51.506	+4.146	16:08:26.183
7	49.449	+2.089	16:09:15.632
8	47.360	-	16:10:02.992
9	47.589	+0.229	16:10:50.581
10	47.800	+0.440	16:11:38.381
11	48.055	+0.695	16:12:26.436
12	49.272	+1.912	16:13:15.708
13	48.626	+1.266	16:14:04.334
14	47.944	+0.584	16:14:52.278
15	48.312	+0.952	16:15:40.590

(14) Roger Bromiley			
1	54.987	+6.793	16:04:19.000
2	49.778	+1.584	16:05:08.778
3	49.636	+1.442	16:05:58.414
4	48.668	+0.474	16:06:47.082
5	48.847	+0.653	16:07:35.929
6	50.609	+2.415	16:08:26.538
7	49.826	+1.632	16:09:16.364
8	48.388	+0.194	16:10:04.752
9	48.370	+0.176	16:10:53.122
10	48.583	+0.389	16:11:41.705
11	48.854	+0.660	16:12:30.559
12	48.967	+0.773	16:13:19.526
13	49.129	+0.935	16:14:08.655
14	48.645	+0.451	16:14:57.300
15	48.194	-	16:15:45.494

(35) Darcy Smith			
1	54.007	+4.679	16:04:17.962
2	50.097	+0.769	16:05:08.059
3	50.962	+1.634	16:05:59.021
4	49.669	+0.341	16:06:48.690
5	50.221	+0.893	16:07:38.911
6	50.196	+0.868	16:08:29.107
7	49.995	+0.667	16:09:19.102
8	49.328	-	16:10:08.430
9	49.520	+0.192	16:10:57.950
10	50.323	+0.995	16:11:48.273
11	49.979	+0.651	16:12:38.252
12	49.878	+0.550	16:13:28.130
13	50.212	+0.884	16:14:18.342

14	50.346	+1.018	16:15:08.688
15	52.355	+3.027	16:16:01.043
(99) Martin Ellis			
1	1:46.438	+56.811	16:05:10.239
2	50.251	+0.624	16:06:00.490
3	50.414	+0.787	16:06:50.904
4	50.157	+0.530	16:07:41.061
5	51.386	+1.759	16:08:32.447
6	52.625	+2.998	16:09:25.072
7	49.812	+0.185	16:10:14.884
8	50.395	+0.768	16:11:05.279
9	50.497	+0.870	16:11:55.776
10	50.702	+1.075	16:12:46.478
11	50.945	+1.318	16:13:37.423
12	49.627	-	16:14:27.050
13	51.129	+1.502	16:15:18.179
14	49.792	+0.165	16:16:07.971

(12) Tony Freeman			
1	54.888	+5.264	16:04:19.330
2	50.910	+1.286	16:05:10.240
3	50.251	+0.627	16:06:00.491
4	50.414	+0.790	16:06:50.905
5	50.396	+0.772	16:07:41.301
6	51.332	+1.708	16:08:32.633
7	52.440	+2.816	16:09:25.073
8	50.001	+0.377	16:10:15.074
9	50.206	+0.582	16:11:05.280
10	50.497	+0.873	16:11:55.777
11	50.716	+1.092	16:12:46.493
12	51.281	+1.657	16:13:37.774
13	49.624	-	16:14:27.398
14	50.852	+1.228	16:15:18.250
15	50.008	+0.384	16:16:08.258

(95) Richard Stables			
1	56.436	+7.000	16:04:21.930
2	51.990	+2.554	16:05:13.920
3	50.897	+1.461	16:06:04.817
4	50.369	+0.933	16:06:55.186
5	51.529	+2.093	16:07:46.715
6	49.714	+0.278	16:08:36.429
7	50.328	+0.892	16:09:26.757
8	49.626	+0.190	16:10:16.383
9	50.284	+0.848	16:11:06.667
10	51.733	+2.297	16:11:58.400
11	49.730	+0.294	16:12:48.130
12	50.029	+0.593	16:13:38.159
13	49.511	+0.075	16:14:27.670
14	51.392	+1.956	16:15:19.062
15	49.436	-	16:16:08.498

(10) John Altay Ali			
1	57.384	+8.160	16:04:23.003
2	51.926	+2.702	16:05:14.929
3	50.883	+1.659	16:06:05.812
4	50.608	+1.384	16:06:56.420
5	51.030	+1.806	16:07:47.450
6	50.479	+1.255	16:08:37.929
7	50.572	+1.348	16:09:28.501
8	51.112	+1.888	16:10:19.613
9	50.547	+1.323	16:11:10.160
10	49.895	+0.671	16:12:00.055
11	50.154	+0.930	16:12:50.209
12	50.785	+1.561	16:13:40.994

13	49.667	+0.443	16:14:30.661
14	50.195	+0.971	16:15:20.856
15	49.224	-	16:16:10.080
(22) Ian Simmonds			
1	56.895	+6.860	16:04:21.758
2	51.713	+1.678	16:05:13.471
3	51.112	+1.077	16:06:04.583
4	50.346	+0.311	16:06:54.929
5	52.193	+2.158	16:07:47.122
6	50.035	-	16:08:37.157
7	51.231	+1.196	16:09:28.388
8	51.027	+0.992	16:10:19.415
9	50.824	+0.789	16:11:10.239
10	51.619	+1.584	16:12:01.858
11	50.257	+0.222	16:12:52.115
12	50.307	+0.272	16:13:42.422
13	52.616	+2.581	16:14:35.038
14	51.269	+1.234	16:15:26.307
15	51.106	+1.071	16:16:17.413

(11) Laurence Bilton			
1	57.272	+6.824	16:04:23.311
2	51.888	+1.440	16:05:15.199
3	51.100	+0.652	16:06:06.299
4	50.448	-	16:06:56.747
5	50.943	+0.495	16:07:47.690
6	50.808	+0.360	16:08:38.498
7	51.206	+0.758	16:09:29.704
8	52.141	+1.693	16:10:21.845
9	51.450	+1.002	16:11:13.295
10	52.126	+1.678	16:12:05.421
11	51.343	+0.895	16:12:56.764
12	51.120	+0.672	16:13:47.884
13	51.404	+0.956	16:14:39.288
14	51.461	+1.013	16:15:30.749
15	52.046	+1.598	16:16:22.795

(24) Paule Steele			
1	1:02.135	+11.983	16:04:30.560
2	53.392	+3.240	16:05:23.952
3	51.768	+1.616	16:06:15.720
4	51.280	+1.128	16:07:07.000
5	50.962	+0.810	16:07:57.962
6	51.332	+1.180	16:08:49.294
7	50.355	+0.203	16:09:39.649
8	50.772	+0.620	16:10:30.421
9	52.090	+1.938	16:11:22.511
10	52.716	+2.564	16:12:15.227
11	50.354	+0.202	16:13:05.581
12	50.365	+0.213	16:13:55.946
13	50.152	-	16:14:46.098
14	50.858	+0.706	16:15:36.956
15	50.188	+0.036	16:16:27.144

(21) Leigh Parkes			
1	55.671	+5.875	16:04:20.385
2	50.447	+0.651	16:05:10.832
3	50.814	+1.018	16:06:01.646
4	50.181	+0.385	16:06:51.827
5	51.225	+1.429	16:07:43.052
6	51.335	+1.539	16:08:34.387
7	51.507	+1.711	16:09:25.894
8	49.796	-	16:10:15.690
9	50.869	+1.073	16:11:06.559
10	1:11.311	+21.515	16:12:17.870

Lotus Brands Hatch Celebration

Sports Racing & GT

Brands Hatch Indy 1.199 Miles

Race 8

24/03/2007 16:22

Race (15:00 Time)

Lap	Lap Tm	Diff	Time of Day
11	50.694	+0.898	16:13:08.564
12	50.499	+0.703	16:13:59.063
13	50.984	+1.188	16:14:50.047
14	52.003	+2.207	16:15:42.050
(3) Steve Ross			
1	58.458	+5.614	16:04:26.475
2	54.427	+1.583	16:05:20.902
3	53.439	+0.595	16:06:14.341
4	52.844	-	16:07:07.185
5	53.717	+0.873	16:08:00.902
6	53.759	+0.915	16:08:54.661
7	53.778	+0.934	16:09:48.439
8	53.388	+0.544	16:10:41.827
9	53.595	+0.751	16:11:35.422
10	54.988	+2.144	16:12:30.410
11	54.192	+1.348	16:13:24.602
12	54.800	+1.956	16:14:19.402
13	53.409	+0.565	16:15:12.811
14	53.193	+0.349	16:16:06.004
(47) Kevin Wilkins			
1	1:05.527	+13.775	16:04:34.734
2	55.134	+3.382	16:05:29.868
3	53.837	+2.085	16:06:23.705
4	52.692	+0.940	16:07:16.397
5	52.216	+0.464	16:08:08.613
6	51.984	+0.232	16:09:00.597
7	51.752	-	16:09:52.349
8	52.472	+0.720	16:10:44.821
9	51.788	+0.036	16:11:36.609
10	56.151	+4.399	16:12:32.760
11	56.380	+4.628	16:13:29.140
12	54.434	+2.682	16:14:23.574
13	55.937	+4.185	16:15:19.511
14	53.038	+1.286	16:16:12.549
(91) David Frankland			
1	1:04.190	+10.359	16:04:29.657
2	53.909	+0.078	16:05:23.566
3	53.831	-	16:06:17.397
4	54.092	+0.261	16:07:11.489
5	55.886	+2.055	16:08:07.375
6	55.353	+1.522	16:09:02.728
7	55.498	+1.667	16:09:58.226
8	57.154	+3.323	16:10:55.380
9	54.781	+0.950	16:11:50.161
10	54.535	+0.704	16:12:44.696
11	55.599	+1.768	16:13:40.295
12	54.628	+0.797	16:14:34.923
13	55.534	+1.703	16:15:30.457
14	54.693	+0.862	16:16:25.150
(98) Paul Cundy			
1	1:10.413	+14.440	16:04:37.550
2	58.868	+2.895	16:05:36.418
3	57.506	+1.533	16:06:33.924
4	57.231	+1.258	16:07:31.155
5	56.909	+0.936	16:08:28.064
6	58.445	+2.472	16:09:26.509
7	58.644	+2.671	16:10:25.153
8	56.151	+0.178	16:11:21.304
9	57.041	+1.068	16:12:18.345
10	55.973	-	16:13:14.318
11	57.689	+1.716	16:14:12.007
12	56.694	+0.721	16:15:08.701

Lap	Lap Tm	Diff	Time of Day
13	56.295	+0.322	16:16:04.996
(75) Teofilo Masera			
1	1:01.919	+3.718	16:04:28.859
2	59.136	+0.935	16:05:27.995
3	58.201	-	16:06:26.196
4	59.588	+1.387	16:07:25.784
5	59.255	+1.054	16:08:25.039
6	1:01.085	+2.884	16:09:26.124
7	59.281	+1.080	16:10:25.405
8	59.103	+0.902	16:11:24.508
9	59.302	+1.101	16:12:23.810
10	59.720	+1.519	16:13:23.530
11	1:01.162	+2.961	16:14:24.692
12	1:00.509	+2.308	16:15:25.201
13	59.050	+0.849	16:16:24.251
(89) Jonthan BLAKE			
1	1:03.193	+3.899	16:04:30.823
2	59.294	-	16:05:30.117
3	59.428	+0.134	16:06:29.545
4	59.599	+0.305	16:07:29.144
5	59.663	+0.369	16:08:28.807
6	1:00.355	+1.061	16:09:29.162
7	59.850	+0.556	16:10:29.012
8	1:00.194	+0.900	16:11:29.206
9	59.873	+0.579	16:12:29.079
10	1:00.283	+0.989	16:13:29.362
11	1:00.419	+1.125	16:14:29.781
12	1:02.407	+3.113	16:15:32.188
13	59.947	+0.653	16:16:32.135
(69) Matthew ROBINSON			
1	1:03.342	+2.982	16:04:31.262
2	1:00.532	+0.172	16:05:31.794
3	1:00.360	-	16:06:32.154
4	1:01.247	+0.887	16:07:33.401
5	1:02.157	+1.797	16:08:35.558
6	1:01.229	+0.869	16:09:36.787
7	1:00.732	+0.372	16:10:37.519
8	1:01.067	+0.707	16:11:38.586
9	1:01.018	+0.658	16:12:39.604
10	1:01.143	+0.783	16:13:40.747
11	1:01.520	+1.160	16:14:42.267
12	1:01.737	+1.377	16:15:44.004
(77) Kevin MIDDLETON			
1	1:04.124	+3.974	16:04:32.225
2	1:00.996	+0.846	16:05:33.221
3	1:00.150	-	16:06:33.371
4	1:02.229	+2.079	16:07:35.600
5	1:01.327	+1.177	16:08:36.927
6	1:01.487	+1.337	16:09:38.414
7	1:00.730	+0.580	16:10:39.144
8	1:01.684	+1.534	16:11:40.828
9	1:01.099	+0.949	16:12:41.927
10	1:02.380	+2.230	16:13:44.307
11	1:01.135	+0.985	16:14:45.442
12	1:02.188	+2.038	16:15:47.630
(88) Simon McALPINE			
1	1:09.519	+8.830	16:04:39.214
2	1:03.388	+2.699	16:05:42.602
3	1:00.689	-	16:06:43.291
4	1:03.650	+2.961	16:07:46.941
5	1:01.942	+1.253	16:08:48.883

Lap	Lap Tm	Diff	Time of Day
6	1:00.861	+0.172	16:09:49.744
7	1:01.255	+0.566	16:10:50.999
8	1:01.122	+0.433	16:11:52.121
9	1:01.812	+1.123	16:12:53.933
10	1:00.689	-	16:13:54.622
11	1:02.989	+2.300	16:14:57.611
12	1:00.868	+0.179	16:15:58.479
(73) Peter Brown			
1	1:08.870	+6.497	16:04:38.134
2	1:06.259	+3.886	16:05:44.393
3	1:06.692	+4.319	16:06:51.085
4	1:05.096	+2.723	16:07:56.181
5	1:04.244	+1.871	16:09:00.425
6	1:05.835	+3.462	16:10:06.260
7	1:06.438	+4.065	16:11:12.698
8	1:06.291	+3.918	16:12:18.989
9	1:04.054	+1.681	16:13:23.043
10	1:04.900	+2.527	16:14:27.943
11	1:04.880	+2.507	16:15:32.823
12	1:02.373	-	16:16:35.196
(2) David Mountain			
1	54.868	+4.362	16:04:22.764
2	51.763	+1.257	16:05:14.527
3	50.857	+0.351	16:06:05.384
4	50.506	-	16:06:55.890
5	51.306	+0.800	16:07:47.196
6	1:26.171	+35.665	16:09:13.367
(6) Julian Sage			
1	56.032	+5.231	16:04:21.167
2	51.593	+0.792	16:05:12.760
3	51.077	+0.276	16:06:03.837
4	50.801	-	16:06:54.638
5	54.400	+3.599	16:07:49.038
6	2:36.001	+1:45.200	16:10:25.039
(26) Shaun Mellors			
1	58.686	+4.077	16:04:25.418
2	55.118	+0.509	16:05:20.536
3	54.609	-	16:06:15.145
4	55.284	+0.675	16:07:10.429

Lotus Brands Hatch Celebration

Sorted on Best Lap time

Lotus on Track

Brands Hatch Indy 1.199 Miles

Qualifying 4

24/03/2007 10:18

Qualify (19:00 Time)

Pos	No.	Class	Name	Car	Laps	Best Tm	Diff	Best Spd	n Lap	2nd Best
1	6	C - Lotus	Andrew Walsh	Lotus Elise S1	5	52.971	-	81.459	3	53.298
2	51	C - Lotus	David Harvey	Lotus 340R	15	53.468	+0.497	80.702	11	53.867
3	26	C - Lotus	Mark Funnell	Lotus Exige	16	53.494	+0.523	80.663	6	53.512
4	42	B - Lotus	Mark Gooday	Lotus Exige	11	53.744	+0.773	80.287	4	57.398
5	82	C - Lotus	David Skeggs	Lotus Elise	11	53.891	+0.920	80.068	10	53.915
6	19	C - Lotus	Sean Bicknell	Lotus Exige	11	53.906	+0.935	80.046	8	53.943
7	77	C - Lotus	Christopher Pearson	Lotus Elise	19	54.185	+1.214	79.634	11	54.274
8	21	B - Lotus	Malcolm Sanders	Lotus Exige S1	10	54.351	+1.380	79.391	5	54.360
9	18	B - Lotus	Steve Williams	Lotus Elise S1	14	54.429	+1.458	79.277	10	54.554
10	67	C - Lotus	Andrew Kell	Lotus Elise S2	19	54.706	+1.735	78.875	6	54.832
11	11	C - Lotus	Russell Treasure	Lotus Elise	15	55.166	+2.195	78.218	8	55.520
12	40	B - Lotus	Nick Kaye	Lotus Elise	18	55.682	+2.711	77.493	18	55.722
13	3	B - Lotus	Christian Watkins	Lotus Elise	15	56.002	+3.031	77.050	10	56.020
14	33	A - Lotus	Michael Edwards	Lotus Elise	17	56.087	+3.116	76.933	17	56.119
15	14	A - Lotus	Hans Baumhardt	Lotus Elise S2	19	56.140	+3.169	76.861	14	56.149
16	9	A - Lotus	Martin Roberts	Lotus Elise 135R	18	56.181	+3.210	76.805	13	56.293
17	38	A - Lotus	Enghet 'BJ' Chong	Lotus Elise	18	56.234	+3.263	76.732	15	56.443
18	99	A - Lotus	James Knight	Lotus Elise	18	56.291	+3.320	76.655	14	56.889
19	95	A - Lotus	Gavin Kirby	Lotus Exige S2	15	56.296	+3.325	76.648	14	56.565
20	98	C - Lotus	David Rowatt	Lotus Elise	18	56.553	+3.582	76.299	6	56.931
21	27	A - Lotus	Jez Braker	Lotus Elise S1	5	56.718	+3.747	76.077	5	56.856
22	2	A - Lotus	Paul Golding	Lotus Elise Sport 160	17	56.984	+4.013	75.722	17	57.115
23	69	A - Lotus	Paul Harding	Lotus Elise	18	57.093	+4.122	75.578	12	57.338
24	4	A - Lotus	Nigel Goater	Lotus Elise Sport 160	17	57.323	+4.352	75.274	16	57.924
25	15	A - Lotus	Paul Quinn	Lotus Elise	17	57.361	+4.390	75.225	16	57.441
26	8	A - Lotus	Graham Walsh	Lotus Elise	18	57.807	+4.836	74.644	17	58.483
27	13	A - Lotus	Matthew J Bartlett	Lotus Elise S1	12	59.091	+6.120	73.022	8	59.381
28	62	B - Lotus	Tom Chatterway	Vauxhall VX220	18	59.187	+6.216	72.904	17	59.474
29	64	B - Lotus	Tony Verrier	Vauxhall VX220	17	59.318	+6.347	72.743	14	59.345
30	53	A - Lotus	Mark Peasey	Lotus Elise	17	59.569	+6.598	72.436	15	59.999
31	61	C - Lotus	John Thorne	Vauxhall VX220	3	1:02.646	+9.675	68.878	2	1:06.445
32	10	A - Lotus	Sarah Crowder	Lotus Elise S1	16	1:02.896	+9.925	68.605	16	1:04.167

Lotus Brands Hatch Celebration

Lotus on Track

Brands Hatch Indy 1.199 Miles

Qualifying 4

24/03/2007 10:18

Qualify (19:00 Time)

Lap	Lap Tm	Diff	Time of Day
(6) Andrew Walsh			
1	-:--		10:26:11.480
2	57.014	+4.043	10:27:08.494
3	52.971	-	10:28:01.465
4	53.298	+0.327	10:28:54.763
5	53.910	+0.939	10:29:48.673

Lap	Lap Tm	Diff	Time of Day
(51) David Harvey			
1	-:--		10:28:24.919
2	59.739	+6.271	10:29:24.658
3	55.286	+1.818	10:30:19.944
4	54.733	+1.265	10:31:14.677
5	53.931	+0.463	10:32:08.608
6	55.052	+1.584	10:33:03.660
7	55.316	+1.848	10:33:58.976
8	54.417	+0.949	10:34:53.393
9	54.677	+1.209	10:35:48.070
10	53.867	+0.399	10:36:41.937
11	53.468	-	10:37:35.405
12	55.407	+1.939	10:38:30.812
13	55.995	+2.527	10:39:26.807
14	54.323	+0.855	10:40:21.130
15	55.160	+1.692	10:41:16.290

Lap	Lap Tm	Diff	Time of Day
(26) Mark Funnell			
1	-:--		10:25:45.110
2	55.719	+2.225	10:26:40.829
3	56.914	+3.420	10:27:37.743
4	56.562	+3.068	10:28:34.305
5	54.978	+1.484	10:29:29.283
6	53.494	-	10:30:22.777
7	4:17.685	+3:24.191	10:34:40.462
8	54.345	+0.851	10:35:34.807
9	54.564	+1.070	10:36:29.371
10	54.035	+0.541	10:37:23.406
11	53.738	+0.244	10:38:17.144
12	53.512	+0.018	10:39:10.656
13	53.682	+0.188	10:40:04.338
14	54.851	+1.357	10:40:59.189
15	53.704	+0.210	10:41:52.893
16	54.376	+0.882	10:42:47.269

Lap	Lap Tm	Diff	Time of Day
(42) Mark Gooday			
1	-:--		10:31:37.567
2	1:01.596	+7.852	10:32:39.163
3	1:01.471	+7.727	10:33:40.634
4	53.744	-	10:34:34.378
5	58.213	+4.469	10:35:32.591
6	58.049	+4.305	10:36:30.640
7	57.547	+3.803	10:37:28.187
8	57.624	+3.880	10:38:25.811
9	59.488	+5.744	10:39:25.299
10	58.105	+4.361	10:40:23.404
11	57.398	+3.654	10:41:20.802

Lap	Lap Tm	Diff	Time of Day
(82) David Skeggs			
1	-:--		10:19:41.617
2	6:29.569	+5:35.678	10:26:11.186
3	58.829	+4.938	10:27:10.015
4	54.603	+0.712	10:28:04.618
5	54.499	+0.608	10:28:59.117
6	54.246	+0.355	10:29:53.363
7	8:16.988	+7:23.097	10:38:10.351
8	54.747	+0.856	10:39:05.098
9	54.684	+0.793	10:39:59.782

Lap	Lap Tm	Diff	Time of Day
10	53.891	-	10:40:53.673
11	53.915	+0.024	10:41:47.588

Lap	Lap Tm	Diff	Time of Day
(19) Sean Bicknell			
1	-:--		10:25:48.530
2	55.192	+1.286	10:26:43.722
3	55.471	+1.565	10:27:39.193
4	58.099	+4.193	10:28:37.292
5	55.746	+1.840	10:29:33.038
6	57.856	+3.950	10:30:30.894
7	57.664	+3.758	10:31:28.558
8	53.906	-	10:32:22.464
9	54.366	+0.460	10:33:16.830
10	53.943	+0.037	10:34:10.773
11	1:01.361	+7.455	10:35:12.134

Lap	Lap Tm	Diff	Time of Day
(77) Christopher Pearson			
1	-:--		10:25:52.234
2	56.426	+2.241	10:26:48.660
3	54.866	+0.681	10:27:43.526
4	57.852	+3.667	10:28:41.378
5	54.439	+0.254	10:29:35.817
6	59.135	+4.950	10:30:34.952
7	59.653	+5.468	10:31:34.605
8	56.612	+2.427	10:32:31.217
9	56.075	+1.890	10:33:27.292
10	54.274	+0.089	10:34:21.566
11	54.185	-	10:35:15.751
12	55.897	+1.712	10:36:11.648
13	54.819	+0.634	10:37:06.467
14	56.202	+2.017	10:38:02.669
15	57.522	+3.337	10:39:00.191
16	55.324	+1.139	10:39:55.515
17	55.450	+1.265	10:40:50.965
18	54.382	+0.197	10:41:45.347
19	55.905	+1.720	10:42:41.252

Lap	Lap Tm	Diff	Time of Day
(21) Malcolm Sanders			
1	-:--		10:32:11.586
2	54.360	+0.009	10:33:05.946
3	1:49.892	+55.541	10:34:55.838
4	59.685	+5.334	10:35:55.523
5	54.351	-	10:36:49.874
6	2:20.914	+1:26.563	10:39:10.788
7	1:02.611	+8.260	10:40:13.399
8	56.089	+1.738	10:41:09.488
9	55.106	+0.755	10:42:04.594
10	54.682	+0.331	10:42:59.276

Lap	Lap Tm	Diff	Time of Day
(18) Steve Williams			
1	-:--		10:26:30.939
2	55.266	+0.837	10:27:26.205
3	56.649	+2.220	10:28:22.854
4	55.135	+0.706	10:29:17.989
5	55.173	+0.744	10:30:13.162
6	57.090	+2.661	10:31:10.252
7	54.832	+0.403	10:32:05.084
8	55.257	+0.828	10:33:00.341
9	55.277	+0.848	10:33:55.618
10	54.429	-	10:34:50.047
11	54.827	+0.398	10:35:44.874
12	55.147	+0.718	10:36:40.021
13	54.554	+0.125	10:37:34.575
14	54.777	+0.348	10:38:29.352

Lap	Lap Tm	Diff	Time of Day
(67) Andrew Kell			

Lap	Lap Tm	Diff	Time of Day
1	-:--		10:19:38.461
2	6:27.220	+5:32.514	10:26:05.681
3	55.924	+1.218	10:27:01.605
4	55.237	+0.531	10:27:56.842
5	54.893	+0.187	10:28:51.735
6	54.706	-	10:29:46.441
7	55.022	+0.316	10:30:41.463
8	1:05.290	+10.584	10:31:46.753
9	56.280	+1.574	10:32:43.033
10	1:04.357	+9.651	10:33:47.390
11	55.271	+0.565	10:34:42.661
12	55.050	+0.344	10:35:37.711
13	54.832	+0.126	10:36:32.543
14	55.189	+0.483	10:37:27.732
15	55.042	+0.336	10:38:22.774
16	54.964	+0.258	10:39:17.738
17	55.272	+0.566	10:40:13.010
18	1:07.426	+12.720	10:41:20.436
19	1:12.284	+17.578	10:42:32.720

Lap	Lap Tm	Diff	Time of Day
(11) Russell Treasure			
1	-:--		10:26:32.371
2	1:04.336	+9.170	10:27:36.707
3	3:29.552	+2:34.386	10:31:06.259
4	1:02.207	+7.041	10:32:08.466
5	56.703	+1.537	10:33:05.169
6	55.954	+0.788	10:34:01.123
7	57.269	+2.103	10:34:58.392
8	55.166	-	10:35:53.558
9	55.831	+0.665	10:36:49.389
10	55.520	+0.354	10:37:44.909
11	56.326	+1.160	10:38:41.235
12	56.433	+1.267	10:39:37.668
13	56.462	+1.296	10:40:34.130
14	55.757	+0.591	10:41:29.887
15	55.884	+0.718	10:42:25.771

Lap	Lap Tm	Diff	Time of Day
(40) Nick Kaye			
1	-:--		10:26:17.844
2	1:01.730	+6.048	10:27:19.574
3	1:00.300	+4.618	10:28:19.874
4	58.891	+3.209	10:29:18.765
5	57.635	+1.953	10:30:16.400
6	57.873	+2.191	10:31:14.273
7	56.916	+1.234	10:32:11.189
8	56.473	+0.791	10:33:07.662
9	56.587	+0.905	10:34:04.249
10	59.543	+3.861	10:35:03.792
11	57.121	+1.439	10:36:00.913
12	56.391	+0.709	10:36:57.304
13	56.499	+0.817	10:37:53.803
14	55.897	+0.215	10:38:49.700
15	55.722	+0.040	10:39:45.422
16	56.469	+0.787	10:40:41.891
17	56.181	+0.499	10:41:38.072
18	55.682	-	10:42:33.754

Lap	Lap Tm	Diff	Time of Day
(3) Christian Watkins			
1	-:--		10:26:10.753
2	1:03.607	+7.605	10:27:14.360
3	58.499	+2.497	10:28:12.859
4	1:00.891	+4.889	10:29:13.750
5	56.821	+0.819	10:30:10.571
6	57.491	+1.489	10:31:08.062
7	57.145	+1.143	10:32:05.207
8	3:32.376	+2:36.374	10:35:37.583

Lotus Brands Hatch Celebration

Lotus on Track

Brands Hatch Indy 1.199 Miles

Qualifying 4

24/03/2007 10:18

Qualify (19:00 Time)

Lap	Lap Tm	Diff	Time of Day
9	56.272	+0.270	10:36:33.855
10	56.002	-	10:37:29.857
11	56.020	+0.018	10:38:25.877
12	1:10.540	+14.538	10:39:36.417
13	58.009	+2.007	10:40:34.426
14	57.334	+1.332	10:41:31.760
15	56.446	+0.444	10:42:28.206

(33) Michael Edwards

1	-:---	-	10:26:18.384
2	1:01.676	+5.589	10:27:20.060
3	1:13.670	+17.583	10:28:33.730
4	1:01.342	+5.255	10:29:35.072
5	1:00.009	+3.922	10:30:35.081
6	1:03.150	+7.063	10:31:38.231
7	57.926	+1.839	10:32:36.157
8	57.572	+1.485	10:33:33.729
9	58.316	+2.229	10:34:32.045
10	56.812	+0.725	10:35:28.857
11	57.353	+1.266	10:36:26.210
12	57.068	+0.981	10:37:23.278
13	57.594	+1.507	10:38:20.872
14	56.570	+0.483	10:39:17.442
15	57.727	+1.640	10:40:15.169
16	56.119	+0.032	10:41:11.288
17	56.087	-	10:42:07.375

(14) Hans Baumardt

1	-:---	-	10:19:39.907
2	6:30.561	+5:34.421	10:26:10.468
3	1:00.324	+4.184	10:27:10.792
4	57.890	+1.750	10:28:08.682
5	57.708	+1.568	10:29:06.390
6	57.301	+1.161	10:30:03.691
7	58.681	+2.541	10:31:02.372
8	58.833	+2.693	10:32:01.205
9	57.705	+1.565	10:32:58.910
10	1:01.576	+5.436	10:34:00.486
11	58.065	+1.925	10:34:58.551
12	57.126	+0.986	10:35:55.677
13	58.191	+2.051	10:36:53.868
14	56.140	-	10:37:50.008
15	56.297	+0.157	10:38:46.305
16	57.334	+1.194	10:39:43.639
17	56.318	+0.178	10:40:39.957
18	57.734	+1.594	10:41:37.691
19	56.149	+0.009	10:42:33.840

(9) Martin Roberts

1	-:---	-	10:26:11.638
2	1:03.864	+7.683	10:27:15.502
3	57.824	+1.643	10:28:13.326
4	58.947	+2.766	10:29:12.273
5	57.383	+1.202	10:30:09.656
6	56.579	+0.398	10:31:06.235
7	57.561	+1.380	10:32:03.796
8	56.616	+0.435	10:33:00.412
9	59.699	+3.518	10:34:00.111
10	56.997	+0.816	10:34:57.108
11	56.293	+0.112	10:35:53.401
12	59.717	+3.536	10:36:53.118
13	56.181	-	10:37:49.299
14	56.684	+0.503	10:38:45.983
15	57.432	+1.251	10:39:43.415
16	59.799	+3.618	10:40:43.214
17	56.638	+0.457	10:41:39.852

Lap	Lap Tm	Diff	Time of Day
18	58.610	+2.429	10:42:38.462

(38) Enghet 'BJ' Chong

1	-:---	-	10:26:35.089
2	1:01.180	+4.946	10:27:36.269
3	59.795	+3.561	10:28:36.064
4	59.899	+3.665	10:29:35.963
5	1:02.796	+6.562	10:30:38.759
6	59.746	+3.512	10:31:38.505
7	1:00.659	+4.425	10:32:39.164
8	56.443	+0.209	10:33:35.607
9	57.709	+1.475	10:34:33.316
10	57.013	+0.779	10:35:30.329
11	56.995	+0.761	10:36:27.324
12	56.830	+0.596	10:37:24.154
13	57.973	+1.739	10:38:22.127
14	57.339	+1.105	10:39:19.466
15	56.234	-	10:40:15.700
16	57.112	+0.878	10:41:12.812
17	56.528	+0.294	10:42:09.340
18	56.722	+0.488	10:43:06.062

(99) James Knight

1	-:---	-	10:25:58.894
2	58.498	+2.207	10:26:57.392
3	57.654	+1.363	10:27:55.046
4	57.171	+0.880	10:28:52.217
5	58.706	+2.415	10:29:50.923
6	57.620	+1.329	10:30:48.543
7	1:02.002	+5.711	10:31:50.545
8	1:00.696	+4.405	10:32:51.241
9	57.577	+1.286	10:33:48.818
10	56.973	+0.682	10:34:45.791
11	56.889	+0.598	10:35:42.680
12	59.663	+3.372	10:36:42.343
13	59.577	+3.286	10:37:41.920
14	56.291	-	10:38:38.211
15	59.983	+3.692	10:39:38.194
16	58.962	+2.671	10:40:37.156
17	58.833	+2.542	10:41:35.989
18	57.751	+1.460	10:42:33.740

(95) Gavin Kirby

1	-:---	-	10:26:39.226
2	58.918	+2.622	10:27:38.144
3	58.695	+2.399	10:28:36.839
4	58.150	+1.854	10:29:34.989
5	58.745	+2.449	10:30:33.734
6	58.222	+1.926	10:31:31.956
7	59.204	+2.908	10:32:31.160
8	57.436	+1.140	10:33:28.596
9	57.259	+0.963	10:34:25.855
10	56.843	+0.547	10:35:22.698
11	57.865	+1.569	10:36:20.563
12	56.842	+0.546	10:37:17.405
13	56.565	+0.269	10:38:13.970
14	56.296	-	10:39:10.266
15	57.156	+0.860	10:40:07.422

(98) David Rowatt

1	-:---	-	10:26:12.512
2	1:03.460	+6.907	10:27:15.972
3	57.696	+1.143	10:28:13.668
4	58.719	+2.166	10:29:12.387
5	57.708	+1.155	10:30:10.095
6	56.553	-	10:31:06.648

Lap	Lap Tm	Diff	Time of Day
7	58.221	+1.668	10:32:04.869
8	57.524	+0.971	10:33:02.393
9	1:00.016	+3.463	10:34:02.409
10	1:00.505	+3.952	10:35:02.914
11	58.314	+1.761	10:36:01.228
12	59.544	+2.991	10:37:00.772
13	1:05.292	+8.739	10:38:06.064
14	56.931	+0.378	10:39:02.995
15	59.944	+3.391	10:40:02.939
16	58.293	+1.740	10:41:01.232
17	56.949	+0.396	10:41:58.181
18	1:02.279	+5.726	10:43:00.460

(27) Jez Braker

1	-:---	-	10:26:11.094
2	1:00.146	+3.428	10:27:11.240
3	57.710	+0.992	10:28:08.950
4	56.856	+0.138	10:29:05.806
5	56.718	-	10:30:02.524

(2) Paul Golding

1	-:---	-	10:19:28.739
2	6:36.247	+5:39.263	10:26:04.986
3	58.752	+1.768	10:27:03.738
4	57.914	+0.930	10:28:01.652
5	58.215	+1.231	10:28:59.867
6	57.370	+0.386	10:29:57.237
7	57.413	+0.429	10:30:54.650
8	58.025	+1.041	10:31:52.675
9	1:00.814	+3.830	10:32:53.489
10	57.762	+0.778	10:33:51.251
11	58.010	+1.026	10:34:49.261
12	59.531	+2.547	10:35:48.792
13	57.865	+0.881	10:36:46.657
14	57.115	+0.131	10:37:43.772
15	58.868	+1.884	10:38:42.640
16	58.078	+1.094	10:39:40.718
17	56.984	-	10:40:37.702

(69) Paul Harding

1	-:---	-	10:26:18.227
2	1:00.228	+3.135	10:27:18.455
3	58.557	+1.464	10:28:17.012
4	59.178	+2.085	10:29:16.190
5	59.240	+2.147	10:30:15.430
6	59.131	+2.038	10:31:14.561
7	58.590	+1.497	10:32:13.151
8	57.815	+0.722	10:33:10.966
9	58.100	+1.007	10:34:09.066
10	58.002	+0.909	10:35:07.068
11	57.791	+0.698	10:36:04.859
12	57.093	-	10:37:01.952
13	1:00.008	+2.915	10:38:01.960
14	58.541	+1.448	10:39:00.501
15	58.095	+1.002	10:39:58.596
16	57.338	+0.245	10:40:55.934
17	57.527	+0.434	10:41:53.461
18	57.702	+0.609	10:42:51.163

(4) Nigel Goater

1	-:---	-	10:26:23.023
2	1:00.923	+3.600	10:27:23.946
3	1:04.026	+6.703	10:28:27.972
4	1:03.268	+5.945	10:29:31.240
5	59.953	+2.630	10:30:31.193
6	1:00.579	+3.256	10:31:31.772

Lotus Brands Hatch Celebration


Lotus on Track

Brands Hatch Indy 1.199 Miles

Qualifying 4

24/03/2007 10:18

Qualify (19:00 Time)



Lap	Lap Tm	Diff	Time of Day
7	1:01.932	+4.609	10:32:33.704
8	58.549	+1.226	10:33:32.253
9	57.924	+0.601	10:34:30.177
10	57.988	+0.665	10:35:28.165
11	59.153	+1.830	10:36:27.318
12	59.623	+2.300	10:37:26.941
13	1:00.295	+2.972	10:38:27.236
14	1:02.215	+4.892	10:39:29.451
15	58.592	+1.269	10:40:28.043
16	57.323	-	10:41:25.366
17	58.821	+1.498	10:42:24.187

(15) Paul Quinn

1	-:--	-	10:26:34.115
2	1:03.622	+6.261	10:27:37.737
3	1:04.589	+7.228	10:28:42.326
4	59.550	+2.189	10:29:41.876
5	1:00.090	+2.729	10:30:41.966
6	58.914	+1.553	10:31:40.880
7	59.433	+2.072	10:32:40.313
8	58.124	+0.763	10:33:38.437
9	57.860	+0.499	10:34:36.297
10	57.441	+0.080	10:35:33.738
11	57.902	+0.541	10:36:31.640
12	57.939	+0.578	10:37:29.579
13	58.207	+0.846	10:38:27.786
14	1:00.352	+2.991	10:39:28.138
15	57.708	+0.347	10:40:25.846
16	57.361	-	10:41:23.207
17	58.268	+0.907	10:42:21.475

(8) Graham Walsh

1	-:--	-	10:26:00.457
2	1:01.275	+3.468	10:27:01.732
3	1:00.391	+2.584	10:28:02.123
4	1:01.180	+3.373	10:29:03.303
5	59.487	+1.680	10:30:02.790
6	1:00.650	+2.843	10:31:03.440
7	1:02.043	+4.236	10:32:05.483
8	1:00.464	+2.657	10:33:05.947
9	58.519	+0.712	10:34:04.466
10	1:04.393	+6.586	10:35:08.859
11	59.127	+1.320	10:36:07.986
12	58.483	+0.676	10:37:06.469
13	1:00.949	+3.142	10:38:07.418
14	58.500	+0.693	10:39:05.918
15	58.591	+0.784	10:40:04.509
16	58.521	+0.714	10:41:03.030
17	57.807	-	10:42:00.837
18	58.566	+0.759	10:42:59.403

(13) Matthew J Bartlett

1	-:--	-	10:26:38.042
2	1:02.095	+3.004	10:27:40.137
3	1:03.355	+4.264	10:28:43.492
4	1:01.055	+1.964	10:29:44.547
5	59.381	+0.290	10:30:43.928
6	1:05.518	+6.427	10:31:49.446
7	1:05.055	+5.964	10:32:54.501
8	59.091	-	10:33:53.592
9	1:00.289	+1.198	10:34:53.881
10	1:01.439	+2.348	10:35:55.320
11	1:01.288	+2.197	10:36:56.608
12	1:00.245	+1.154	10:37:56.853

(62) Tom Chatterway

Lap	Lap Tm	Diff	Time of Day
1	-:--	-	10:25:48.572
2	1:00.453	+1.266	10:26:49.025
3	1:01.402	+2.215	10:27:50.427
4	1:00.291	+1.104	10:28:50.718
5	59.985	+0.798	10:29:50.703
6	1:00.419	+1.232	10:30:51.122
7	1:01.095	+1.908	10:31:52.217
8	1:05.882	+6.695	10:32:58.099
9	1:02.969	+3.782	10:34:01.068
10	1:00.183	+0.996	10:35:01.251
11	59.705	+0.518	10:36:00.956
12	1:00.429	+1.242	10:37:01.385
13	1:01.619	+2.432	10:38:03.004
14	59.516	+0.329	10:39:02.520
15	59.474	+0.287	10:40:01.994
16	1:03.481	+4.294	10:41:05.475
17	59.187	-	10:42:04.662
18	59.479	+0.292	10:43:04.141

(64) Tony Verrier

1	-:--	-	10:26:23.420
2	1:00.994	+1.676	10:27:24.414
3	1:03.398	+4.080	10:28:27.812
4	1:02.009	+2.691	10:29:29.821
5	1:00.591	+1.273	10:30:30.412
6	1:01.137	+1.819	10:31:31.549
7	1:02.086	+2.768	10:32:33.635
8	59.920	+0.602	10:33:33.555
9	59.786	+0.468	10:34:33.341
10	59.345	+0.027	10:35:32.686
11	59.519	+0.201	10:36:32.205
12	59.431	+0.113	10:37:31.636
13	59.999	+0.681	10:38:31.635
14	59.318	-	10:39:30.953
15	1:02.236	+2.918	10:40:33.189
16	1:00.224	+0.906	10:41:33.413
17	59.938	+0.620	10:42:33.351

(53) Mark Peasey

1	-:--	-	10:26:11.612
2	1:08.415	+8.846	10:27:20.027
3	1:05.960	+6.391	10:28:25.987
4	1:04.982	+5.413	10:29:30.969
5	1:02.887	+3.318	10:30:33.856
6	1:04.357	+4.788	10:31:38.213
7	1:01.674	+2.105	10:32:39.887
8	1:00.748	+1.179	10:33:40.635
9	1:00.848	+1.279	10:34:41.483
10	1:00.634	+1.065	10:35:42.117
11	59.999	+0.430	10:36:42.116
12	1:00.033	+0.464	10:37:42.149
13	1:01.925	+2.356	10:38:44.074
14	1:01.509	+1.940	10:39:45.583
15	59.569	-	10:40:45.152
16	1:00.227	+0.658	10:41:45.379
17	1:00.643	+1.074	10:42:46.022

(61) John Thorne

1	-:--	-	10:26:33.228
2	1:02.646	-	10:27:35.874
3	1:06.445	+3.799	10:28:42.319

(10) Sarah Crowder

1	-:--	-	10:26:10.266
2	1:09.023	+6.127	10:27:19.289
3	1:08.516	+5.620	10:28:27.805

Lotus Brands Hatch Celebration

Lotus on Track

Brands Hatch Indy 1.199 Miles

Race 5

24/03/2007 14:30

Race (20:00 Time)

14
13
12
11
10
9
8
7
6
5
4
3
2
1

[59.091] [13] Matthew J Bartlett
<hr/>
27 [57.361] [15] Paul Quinn
<hr/>
25 [57.093] [69] Paul Harding
<hr/>
23 [56.718] [27] Jez Braker
<hr/>
21 [56.296] [95] Gavin Kirby
<hr/>
19 [56.234] [38] Enghet 'BJ' Chong
<hr/>
17 [56.140] [14] Hans Baumhardt
<hr/>
15 [56.002] [3] Christian Watkins
<hr/>
13 [55.166] [11] Russell Treasure
<hr/>
11 [54.429] [18] Steve Williams
<hr/>
9 [54.185] [77] Christopher Pearson
<hr/>
7 [53.891] [82] David Skeggs
<hr/>
5 [53.494] [26] Mark Funnell
<hr/>
3 [52.971] [6] Andrew Walsh
<hr/>
1

[59.187] [62] Tom Chatterway
<hr/>
28 [57.807] [8] Graham Walsh
<hr/>
26 [57.323] [4] Nigel Goater
<hr/>
24 [56.984] [2] Paul Golding
<hr/>
22 [56.553] [98] David Rowatt
<hr/>
20 [56.291] [99] James Knight
<hr/>
18 [56.181] [9] Martin Roberts
<hr/>
16 [56.087] [33] Michael Edwards
<hr/>
14 [55.682] [40] Nick Kaye
<hr/>
12 [54.706] [67] Andrew Kell
<hr/>
10 [54.351] [21] Malcolm Sanders
<hr/>
8 [53.906] [19] Sean Bicknell
<hr/>
6 [53.744] [42] Mark Gooday
<hr/>
4 [53.468] [51] David Harvey
<hr/>
2

Lotus Brands Hatch Celebration


Lotus on Track

Brands Hatch Indy 1.199 Miles

Race 5

24/03/2007 14:30

Race (20:00 Time)



16

[1:02.646]
[61] John Thorne

31
[59.318]
[64] Tony Verrier


29

[1:02.896]
[10] Sarah Crowder

32
[59.569]
[53] Mark Peasey

30

15



Printed: 24/03/2007 10:50:31

Licensed to: MST Sports Timing Ltd

Chief Timekeeper
Race Director

Orbits 3
www.amb-it.com
www.mylaps.com

Lotus Brands Hatch Celebration

Sorted on Laps

Lotus on Track

Brands Hatch Indy 1.199 Miles

Race 5 Amended

24/03/2007 14:31

Race (20:00 Time)

Pos	No.	Class	Name	Car	Laps	Total Tm	Avg. Speed	Diff	Gap	Best Tm	In Lap	Best Spc
1	6	C - Lotus	Andrew Walsh	Lotus Elise S1	23	20:39.671	80.057	-	-	52.386	3	82.369
2	26	C - Lotus	Mark Funnell	Lotus Exige	23	20:41.509	79.938	+1.838	+1.838	52.873	3	81.610
3	51	C - Lotus	David Harvey	Lotus 340R	23	20:48.248	79.507	+8.577	+6.739	52.924	4	81.531
4	19	B - Lotus	Sean Bicknell	Lotus Exige	23	20:49.620	79.419	+9.949	+1.372	53.117	4	81.235
5	82	B - Lotus	David Skeggs	Lotus Elise	23	21:05.681	78.412	+26.010	+16.061	53.325	10	80.918
6	18	B - Lotus	Steve Williams	Lotus Elise S1	23	21:07.439	78.303	+27.768	+1.758	53.811	7	80.187
7	67	C - Lotus	Andrew Kell	Lotus Elise S2	23	21:24.708	77.250	+45.037	+17.269	54.158	3	79.674
8	40	B - Lotus	Nick Kaye	Lotus Elise	23	21:27.208	77.100	+47.537	+2.500	54.110	3	79.744
9	11	B - Lotus	Russell Treasure	Lotus Elise	23	21:27.209	77.100	+47.538	+0.001	54.217	9	79.587
10	95	A - Lotus	Gavin Kirby	Lotus Exige S2	22	21:07.380	74.902	1 Lap	1 Lap	55.685	3	77.489
11	61	B - Lotus	John Thorne	Vauxhall VX22	22	21:09.990	74.748	+2.610	+2.610	56.375	15	76.540
12	33	A - Lotus	Michael Edwards	Lotus Elise	22	21:13.828	74.523	+6.448	+3.838	56.515	3	76.351
13	27	B - Lotus	Jez Braker	Lotus Elise S1	22	21:17.205	74.326	+9.825	+3.377	56.382	17	76.531
14	9	A - Lotus	Martin Roberts	Lotus Elise 13!	22	21:19.277	74.205	+11.897	+2.072	56.389	4	76.521
15	14	A - Lotus	Hans Baumhardt	Lotus Elise S2	22	21:19.760	74.177	+12.380	+0.483	56.277	8	76.674
16	42	B - Lotus	Mark Gooday	Lotus Exige	22	21:22.112	74.041	+14.732	+2.352	56.787	3	75.985
17	2	A - Lotus	Paul Golding	Lotus Elise Spr	22	21:30.978	73.533	+23.598	+8.866	56.745	9	76.041
18	69	A - Lotus	Paul Harding	Lotus Elise	22	21:36.959	73.194	+29.579	+5.981	56.942	9	75.778
19	99	A - Lotus	James Knight	Lotus Elise	22	21:38.018	73.134	+30.638	+1.059	56.963	9	75.750
20	15	A - Lotus	Paul Quinn	Lotus Elise	21	20:39.558	73.102	2 Laps	1 Lap	57.258	21	75.360
21	3	B - Lotus	Christian Watkins	Lotus Elise	21	20:41.351	72.996	+1.793	+1.793	57.017	19	75.678
22	38	A - Lotus	Enghet 'BJ' Chong	Lotus Elise	21	20:41.506	72.987	+1.948	+0.155	56.807	19	75.958
23	8	A - Lotus	Graham Walsh	Lotus Elise	21	20:58.860	71.981	+19.302	+17.354	57.667	9	74.825
24	4	A - Lotus	Nigel Goater	Lotus Elise Spr	21	21:06.166	71.566	+26.608	+7.306	58.658	4	73.561
25	62	A - Lotus	Tom Chatterway	Vauxhall VX22	21	21:14.719	71.086	+35.161	+8.553	59.193	5	72.896
26	13	A - Lotus	Matthew J Bartlett	Lotus Elise S1	21	21:24.903	70.522	+45.345	+10.184	58.701	21	73.507
27	64	A - Lotus	Tony Verrier	Vauxhall VX22	21	21:30.598	70.211	+51.040	+5.695	59.455	8	72.575
28	53	A - Lotus	Mark Peasey	Lotus Elise	21	21:37.655	69.829	+58.097	+7.057	59.365	13	72.685
29	77	C - Lotus	Christopher Pearson	Lotus Elise	20	21:31.938	66.798	3 Laps	1 Lap	55.003	3	78.450
30	10	A - Lotus	Sarah Crowder	Lotus Elise S1	20	21:38.603	66.455	+6.665	+6.665	1:02.184	20	69.390

Not classified (80% = 18 Laps)

DNF	21	B - Lotus	Malcolm Sanders	Lotus Exige S1	10	9:12.951	78.035	-	-	53.506	6	80.644
DNF	98	B - Lotus	David Rowatt	Lotus Elise	3	3:14.017	66.720	-	-	1:00.922	3	70.828

Margin of Victory	Avg. Speed	Best Lap Tm	Best Spd	Best Lap by
+1.838	80.057	52.386	82.369	[6] Andrew Walsh

Printed: 24/03/2007 16:37:13

Licensed to: MST Sports Timing Ltd

Chief Timekeeper
Race Director

Orbits 3
www.amb-it.com
www.mylaps.com

Lotus on Track

Brands Hatch Indy 1.199 Miles

Race 5

24/03/2007 14:31

Race (20:00 Time)

Competitors	Laps																							
	0	1	2	3	4	5	6	7	8	9	10	11	12	13	14	15	16	17	18	19	20	21	22	23
Andrew Walsh (6)	1	6	6	6	6	6	6	6	6	6	6	6	6	6	6	6	6	6	6	6	6	6	6	6
Mark Funnell (26)	2	26	19	26	26	26	26	26	26	26	26	26	26	26	26	26	26	26	26	26	26	26	26	26
Sean Bicknell (19)	3	19	26	19	51	51	51	51	51	51	51	51	51	51	51	51	51	51	51	51	51	51	51	51
David Harvey (51)	4	51	18	51	19	19	19	19	19	19	19	19	19	19	19	19	19	19	19	19	19	19	19	19
David Skeggs (82)	5	82	82	18	18	82	82	82	82	82	82	82	82	18	18	18	18	82	18	82	82	82	82	82
Steve Williams (18)	6	18	51	82	82	18	18	18	18	18	18	18	18	82	82	82	82	18	82	18	18	18	18	18
Mark Gooday (42)	7	42	21	21	21	21	21	21	21	21	21	67	67	67	11	11	11	11	11	11	11	67	67	67
Malcolm Sanders (21)	8	21	67	67	67	67	67	67	67	67	67	11	11	11	67	67	67	67	67	67	67	11	40	40
Andrew Kell (67)	9	67	40	40	40	40	40	40	40	40	40	40	40	40	40	40	40	40	40	40	40	40	11	11
Christopher Pearson (77)	10	77	77	77	77	11	11	11	11	11	11	95	95	95	95	95	95	95	95	95	95	95	95	95
Russell Treasure (11)	11	11	33	11	11	77	77	77	77	95	95	33	33	33	33	33	61	61	61	61	61	61	61	61
Nick Kaye (40)	12	40	11	33	33	33	33	33	95	77	9	9	9	9	9	61	33	33	33	33	33	33	33	33
Michael Edwards (33)	13	33	42	42	42	9	9	9	95	33	9	33	77	77	14	61	9	9	9	9	27	27	27	27
Christian Watkins (3)	14	3	9	9	9	42	95	95	9	9	33	77	14	14	77	14	14	14	14	27	9	9	9	9
Hans Baumuardt (14)	15	14	3	95	95	95	42	42	42	14	14	14	61	61	61	77	27	27	27	14	14	14	14	14
Martin Roberts (9)	16	9	14	3	14	14	14	14	14	42	61	61	42	42	27	27	77	42	42	42	42	42	42	42
James Knight (99)	17	99	69	14	61	61	61	61	61	61	42	42	27	27	42	42	42	77	2	2	2	2	2	2
Gavin Kirby (95)	18	95	95	69	69	69	69	27	27	27	27	2	2	2	2	2	2	77	69	69	69	69	69	69
Enghet 'BJ' Chong (38)	19	38	99	61	27	27	27	69	69	2	2	2	69	69	69	69	69	69	69	3	3	99	99	99
Paul Harding (69)	20	69	61	99	99	99	99	99	2	69	69	69	38	38	38	38	38	38	38	38	38	15	15	15
David Rowatt (98)	21	98	2	27	2	2	2	99	99	99	99	3	3	3	3	3	3	3	99	99	38	3	3	3
Jez Braker (27)	22	27	27	2	38	38	38	38	38	38	38	99	99	99	99	99	99	99	15	15	3	38	38	38
Nigel Goater (4)	23	4	98	38	3	3	3	3	3	3	3	15	15	15	15	15	15	15	8	8	8	8	8	
Paul Golding (2)	24	2	38	98	15	15	15	15	15	15	15	8	8	8	8	8	8	8	4	4	4	4	4	
Paul Quinn (15)	25	15	4	4	4	4	4	4	4	8	8	8	4	4	4	4	4	4	62	62	62	62	62	
John Thorne (61)	26	61	62	62	98	8	8	8	8	4	4	62	62	62	62	62	62	62	13	13	13	13	13	
Matthew J Bartlett (13)	27	13	15	15	62	62	62	62	62	62	62	53	53	53	13	13	13	13	53	64	64	64	64	
Graham Walsh (8)	28	8	8	8	8	53	53	53	53	53	53	13	13	13	53	53	53	53	64	53	53	53	53	
Tom Chatterway (62)	29	62	53	53	53	64	64	64	64	64	13	13	64	64	64	64	64	64	77	77	77	77	77	
Mark Peasey (53)	30	53	13	64	64	13	13	13	13	13	64	64	10	10	10	10	10	10	10	10	10	10	10	
Sarah Crowder (10)	31	10	64	13	13	10	10	10	10	10	10	10	10	10	10	10	10	10	10	10	10	10	10	
Tony Verrier (64)	32	64	10	10	10	10	10	10	10	10	10	10	10	10	10	10	10	10	10	10	10	10	10	

Lotus Brands Hatch Celebration

Lotus on Track

Brands Hatch Indy 1.199 Miles

Race 5

24/03/2007 14:31

Race (20:00 Time)

Lap	Lap Tm	Diff	Time of Day
(6) Andrew Walsh			
1	56.142	+3.756	14:32:49.029
2	52.933	+0.547	14:33:41.962
3	52.386	-	14:34:34.348
4	52.716	+0.330	14:35:27.064
5	53.846	+1.460	14:36:20.910
6	53.132	+0.746	14:37:14.042
7	54.128	+1.742	14:38:08.170
8	53.138	+0.752	14:39:01.308
9	55.049	+2.663	14:39:56.357
10	52.703	+0.317	14:40:49.060
11	54.076	+1.690	14:41:43.136
12	53.875	+1.489	14:42:37.011
13	54.349	+1.963	14:43:31.360
14	54.091	+1.705	14:44:25.451
15	54.202	+1.816	14:45:19.653
16	53.869	+1.483	14:46:13.522
17	53.288	+0.902	14:47:06.810
18	53.992	+1.606	14:48:00.802
19	54.122	+1.736	14:48:54.924
20	53.144	+0.758	14:49:48.068
21	53.592	+1.206	14:50:41.660
22	53.496	+1.110	14:51:35.156
23	54.039	+1.653	14:52:29.195
(26) Mark Funnell			
1	57.667	+4.794	14:32:50.590
2	52.992	+0.119	14:33:43.582
3	52.873	-	14:34:36.455
4	52.997	+0.124	14:35:29.452
5	53.716	+0.843	14:36:23.168
6	53.489	+0.616	14:37:16.657
7	54.028	+1.155	14:38:10.685
8	53.498	+0.625	14:39:04.183
9	53.228	+0.355	14:39:57.411
10	53.282	+0.409	14:40:50.693
11	53.754	+0.881	14:41:44.447
12	54.414	+1.541	14:42:38.861
13	53.341	+0.468	14:43:32.202
14	54.387	+1.514	14:44:26.589
15	55.200	+2.327	14:45:21.789
16	53.422	+0.549	14:46:15.211
17	54.662	+1.789	14:47:09.873
18	53.503	+0.630	14:48:03.376
19	53.604	+0.731	14:48:56.980
20	53.630	+0.757	14:49:50.610
21	53.683	+0.810	14:50:44.293
22	53.627	+0.754	14:51:37.920
23	53.113	+0.240	14:52:31.033
(51) David Harvey			
1	57.937	+5.013	14:32:51.627
2	53.493	+0.569	14:33:45.120
3	53.438	+0.514	14:34:38.558
4	52.924	-	14:35:31.482
5	53.689	+0.765	14:36:25.171
6	53.304	+0.380	14:37:18.475
7	53.538	+0.614	14:38:12.013
8	53.647	+0.723	14:39:05.660
9	53.791	+0.867	14:39:59.451
10	53.369	+0.445	14:40:52.820
11	53.773	+0.849	14:41:46.593
12	55.540	+2.616	14:42:42.133
13	54.509	+1.585	14:43:36.642
14	54.588	+1.664	14:44:31.230

Lap	Lap Tm	Diff	Time of Day
15	53.852	+0.928	14:45:25.082
16	54.805	+1.881	14:46:19.887
17	55.647	+2.723	14:47:15.534
18	54.102	+1.178	14:48:09.636
19	53.465	+0.541	14:49:03.101
20	53.695	+0.771	14:49:56.796
21	53.211	+0.287	14:50:50.007
22	53.761	+0.837	14:51:43.768
23	54.004	+1.080	14:52:37.772
(19) Sean Bicknell			
1	57.058	+3.941	14:32:50.548
2	54.354	+1.237	14:33:44.902
3	54.658	+1.541	14:34:39.560
4	53.117	-	14:35:32.677
5	54.392	+1.275	14:36:27.069
6	53.633	+0.516	14:37:20.702
7	53.188	+0.071	14:38:13.890
8	53.825	+0.708	14:39:07.715
9	53.849	+0.732	14:40:01.564
10	54.628	+1.511	14:40:56.192
11	53.546	+0.429	14:41:49.738
12	54.580	+1.463	14:42:44.318
13	53.992	+0.875	14:43:38.310
14	53.994	+0.877	14:44:32.304
15	54.588	+1.471	14:45:26.892
16	53.881	+0.764	14:46:20.773
17	55.480	+2.363	14:47:16.253
18	54.308	+1.191	14:48:10.561
19	53.302	+0.185	14:49:03.863
20	53.488	+0.371	14:49:57.351
21	54.020	+0.903	14:50:51.371
22	54.067	+0.950	14:51:45.438
23	53.706	+0.589	14:52:39.144
(82) David Skeggs			
1	57.673	+4.348	14:32:51.550
2	55.499	+2.174	14:33:47.049
3	53.677	+0.352	14:34:40.726
4	54.032	+0.707	14:35:34.758
5	53.420	+0.095	14:36:28.178
6	53.808	+0.483	14:37:21.986
7	53.572	+0.247	14:38:15.558
8	54.821	+1.496	14:39:10.379
9	53.706	+0.381	14:40:04.085
10	53.325	-	14:40:57.410
11	53.421	+0.096	14:41:50.831
12	54.023	+0.698	14:42:44.854
13	1:03.944	+10.619	14:43:48.798
14	54.712	+1.387	14:44:43.510
15	55.098	+1.773	14:45:38.608
16	54.806	+1.481	14:46:33.414
17	54.511	+1.186	14:47:27.925
18	54.761	+1.436	14:48:22.686
19	54.307	+0.982	14:49:16.993
20	54.142	+0.817	14:50:11.135
21	53.936	+0.611	14:51:05.071
22	55.422	+2.097	14:52:00.493
23	54.712	+1.387	14:52:55.205
(18) Steve Williams			
1	57.193	+3.382	14:32:51.306
2	55.342	+1.531	14:33:46.648
3	53.882	+0.071	14:34:40.530
4	54.516	+0.705	14:35:35.046
5	54.029	+0.218	14:36:29.075

Lap	Lap Tm	Diff	Time of Day
6	54.392	+0.581	14:37:23.467
7	53.811	-	14:38:17.278
8	54.996	+1.185	14:39:12.274
9	54.240	+0.429	14:40:06.514
10	55.289	+1.478	14:41:01.803
11	54.553	+0.742	14:41:56.356
12	55.633	+1.822	14:42:51.989
13	55.262	+1.451	14:43:47.251
14	54.712	+0.901	14:44:41.963
15	55.835	+2.024	14:45:37.798
16	55.081	+1.270	14:46:32.879
17	55.179	+1.368	14:47:28.058
18	54.612	+0.801	14:48:22.670
19	55.026	+1.215	14:49:17.696
20	55.609	+1.798	14:50:13.305
21	54.199	+0.388	14:51:07.504
22	54.740	+0.929	14:52:02.244
23	54.719	+0.908	14:52:56.963
(67) Andrew Kell			
1	58.278	+4.120	14:32:52.940
2	55.925	+1.767	14:33:48.865
3	54.158	-	14:34:43.023
4	54.202	+0.044	14:35:37.225
5	54.656	+0.498	14:36:31.811
6	55.332	+1.174	14:37:27.213
7	55.532	+1.374	14:38:22.745
8	54.896	+0.738	14:39:17.641
9	55.551	+1.393	14:40:13.192
10	54.912	+0.754	14:41:08.104
11	55.864	+1.706	14:42:03.968
12	55.275	+1.117	14:42:59.243
13	55.644	+1.486	14:43:54.887
14	56.622	+2.464	14:44:51.509
15	56.990	+2.832	14:45:48.499
16	55.770	+1.612	14:46:44.269
17	55.011	+0.853	14:47:39.280
18	55.267	+1.109	14:48:34.547
19	56.599	+2.441	14:49:31.146
20	55.820	+1.662	14:50:26.966
21	55.590	+1.432	14:51:22.556
22	56.045	+1.887	14:52:18.601
23	55.631	+1.473	14:53:14.232
(40) Nick Kaye			
1	58.278	+4.168	14:32:53.681
2	55.907	+1.797	14:33:49.588
3	54.110	-	14:34:43.698
4	54.489	+0.379	14:35:38.187
5	55.085	+0.975	14:36:33.272
6	55.950	+1.840	14:37:29.222
7	54.726	+0.616	14:38:23.948
8	54.859	+0.749	14:39:18.807
9	55.024	+0.914	14:40:13.831
10	54.934	+0.824	14:41:08.765
11	56.847	+2.737	14:42:05.612
12	55.221	+1.111	14:43:00.833
13	55.350	+1.240	14:43:56.183
14	56.151	+2.041	14:44:52.334
15	56.774	+2.664	14:45:49.108
16	55.480	+1.370	14:46:44.588
17	55.846	+1.736	14:47:40.434
18	55.051	+0.941	14:48:35.485
19	56.458	+2.348	14:49:31.943
20	56.014	+1.904	14:50:27.957
21	55.419	+1.309	14:51:23.376

Lotus Brands Hatch Celebration

Lotus on Track

Brands Hatch Indy 1.199 Miles

Race 5

24/03/2007 14:31

Race (20:00 Time)

Lap	Lap Tm	Diff	Time of Day
22	56.425	+2.315	14:52:19.801
23	56.931	+2.821	14:53:16.732

(11) Russell Treasure

Lap	Lap Tm	Diff	Time of Day
1	1:00.789	+6.572	14:32:55.938
2	55.092	+0.875	14:33:51.030
3	54.567	+0.350	14:34:45.597
4	55.639	+1.422	14:35:41.236
5	54.560	+0.343	14:36:35.796
6	54.797	+0.580	14:37:30.593
7	55.094	+0.877	14:38:25.687
8	54.574	+0.357	14:39:20.261
9	54.217	-	14:40:14.478
10	54.942	+0.725	14:41:09.420
11	55.368	+1.151	14:42:04.788
12	55.173	+0.956	14:42:59.961
13	55.632	+1.415	14:43:55.593
14	55.783	+1.566	14:44:51.376
15	57.044	+2.827	14:45:48.420
16	55.147	+0.930	14:46:43.567
17	55.061	+0.844	14:47:38.628
18	55.647	+1.430	14:48:34.275
19	56.645	+2.428	14:49:30.920
20	55.996	+1.779	14:50:26.916
21	55.771	+1.554	14:51:22.687
22	58.410	+4.193	14:52:21.097
23	55.636	+1.419	14:53:16.733

(95) Gavin Kirby

Lap	Lap Tm	Diff	Time of Day
1	1:02.105	+6.420	14:32:58.565
2	57.801	+2.116	14:33:56.366
3	55.685	-	14:34:52.051
4	56.262	+0.577	14:35:48.313
5	56.342	+0.657	14:36:44.655
6	56.811	+1.126	14:37:41.466
7	56.462	+0.777	14:38:37.928
8	56.572	+0.887	14:39:34.500
9	56.424	+0.739	14:40:30.924
10	56.682	+0.997	14:41:27.606
11	57.208	+1.523	14:42:24.814
12	58.242	+2.557	14:43:23.056
13	57.639	+1.954	14:44:20.695
14	56.298	+0.613	14:45:16.993
15	57.247	+1.562	14:46:14.240
16	58.907	+3.222	14:47:13.147
17	57.605	+1.920	14:48:10.752
18	57.417	+1.732	14:49:08.169
19	56.930	+1.245	14:50:05.099
20	57.083	+1.398	14:51:02.182
21	57.187	+1.502	14:51:59.369
22	57.535	+1.850	14:52:56.904

(61) John Thorne

Lap	Lap Tm	Diff	Time of Day
1	1:01.780	+5.405	14:32:59.801
2	57.605	+1.230	14:33:57.406
3	57.991	+1.616	14:34:55.397
4	56.843	+0.468	14:35:52.240
5	56.854	+0.479	14:36:49.094
6	56.630	+0.255	14:37:45.724
7	56.442	+0.067	14:38:42.166
8	56.649	+0.274	14:39:38.815
9	57.890	+1.515	14:40:36.705
10	56.674	+0.299	14:41:33.379
11	56.944	+0.569	14:42:30.323
12	57.884	+1.509	14:43:28.207
13	57.459	+1.084	14:44:25.666

Lap	Lap Tm	Diff	Time of Day
14	57.055	+0.680	14:45:22.721
15	56.375	-	14:46:19.096
16	57.204	+0.829	14:47:16.300
17	57.272	+0.897	14:48:13.572
18	57.472	+1.097	14:49:11.044
19	56.728	+0.353	14:50:07.772
20	56.550	+0.175	14:51:04.322
21	57.987	+1.612	14:52:02.309
22	57.205	+0.830	14:52:59.514

(33) Michael Edwards

Lap	Lap Tm	Diff	Time of Day
1	1:00.081	+3.566	14:32:55.485
2	57.369	+0.854	14:33:52.854
3	56.515	-	14:34:49.369
4	57.198	+0.683	14:35:46.567
5	57.245	+0.730	14:36:43.812
6	56.784	+0.269	14:37:40.596
7	56.984	+0.469	14:38:37.580
8	57.071	+0.556	14:39:34.651
9	58.562	+2.047	14:40:33.213
10	57.099	+0.584	14:41:30.312
11	57.740	+1.225	14:42:28.052
12	58.630	+2.115	14:43:26.682
13	57.044	+0.529	14:44:23.726
14	57.638	+1.123	14:45:21.364
15	57.042	+0.527	14:46:18.406
16	58.942	+2.427	14:47:17.348
17	58.914	+2.399	14:48:16.262
18	57.712	+1.197	14:49:13.974
19	56.956	+0.441	14:50:10.930
20	57.871	+1.356	14:51:08.801
21	56.739	+0.224	14:52:05.540
22	57.812	+1.297	14:53:03.352

(27) Jez Braker

Lap	Lap Tm	Diff	Time of Day
1	1:04.106	+7.724	14:33:00.959
2	57.733	+1.351	14:33:58.692
3	57.912	+1.530	14:34:56.604
4	57.052	+0.670	14:35:53.656
5	57.781	+1.399	14:36:51.437
6	56.982	+0.600	14:37:48.419
7	56.857	+0.475	14:38:45.276
8	56.982	+0.600	14:39:42.258
9	56.699	+0.317	14:40:38.957
10	56.515	+0.133	14:41:35.472
11	57.938	+1.556	14:42:33.410
12	57.884	+1.502	14:43:31.294
13	58.453	+2.071	14:44:29.747
14	57.199	+0.817	14:45:26.946
15	57.459	+1.077	14:46:24.405
16	56.865	+0.483	14:47:21.270
17	56.382	-	14:48:17.652
18	59.038	+2.656	14:49:16.690
19	59.023	+2.641	14:50:15.713
20	57.299	+0.917	14:51:13.012
21	56.590	+0.208	14:52:09.602
22	57.127	+0.745	14:53:06.729

(9) Martin Roberts

Lap	Lap Tm	Diff	Time of Day
1	1:01.093	+4.704	14:32:57.075
2	57.233	+0.844	14:33:54.308
3	56.846	+0.457	14:34:51.154
4	56.389	-	14:35:47.543
5	56.762	+0.373	14:36:44.305
6	57.068	+0.679	14:37:41.373
7	57.202	+0.813	14:38:38.575

Lap	Lap Tm	Diff	Time of Day
8	56.762	+0.373	14:39:35.337
9	57.675	+1.286	14:40:33.012
10	57.047	+0.658	14:41:30.059
11	58.284	+1.895	14:42:28.343
12	58.625	+2.236	14:43:26.968
13	57.230	+0.841	14:44:24.198
14	57.639	+1.250	14:45:21.837
15	58.283	+1.894	14:46:20.120
16	58.665	+2.276	14:47:18.785
17	57.873	+1.484	14:48:16.658
18	59.773	+3.384	14:49:16.431
19	59.466	+3.077	14:50:15.897
20	58.382	+1.993	14:51:14.279
21	57.208	+0.819	14:52:11.487
22	57.314	+0.925	14:53:08.801

(14) Hans Baumardt

Lap	Lap Tm	Diff	Time of Day
1	1:02.201	+5.924	14:32:58.058
2	58.803	+2.526	14:33:56.861
3	57.714	+1.437	14:34:54.575
4	57.125	+0.848	14:35:51.700
5	57.046	+0.769	14:36:48.746
6	56.594	+0.317	14:37:45.340
7	56.282	+0.005	14:38:41.622
8	56.277	-	14:39:37.899
9	56.881	+0.604	14:40:34.780
10	56.845	+0.568	14:41:31.625
11	57.396	+1.119	14:42:29.021
12	58.581	+2.304	14:43:27.602
13	57.767	+1.490	14:44:25.369
14	58.327	+2.050	14:45:23.696
15	56.858	+0.581	14:46:20.554
16	58.601	+2.324	14:47:19.155
17	57.837	+1.560	14:48:16.992
18	1:00.274	+3.997	14:49:17.266
19	58.855	+2.578	14:50:16.121
20	59.629	+3.352	14:51:15.750
21	56.464	+0.187	14:52:12.214
22	57.070	+0.793	14:53:09.284

(42) Mark Goodyay

Lap	Lap Tm	Diff	Time of Day
1	1:02.071	+5.284	14:32:56.216
2	57.390	+0.603	14:33:53.606
3	56.787	-	14:34:50.393
4	57.743	+0.956	14:35:48.136
5	57.829	+1.042	14:36:45.965
6	57.451	+0.664	14:37:43.416
7	57.087	+0.300	14:38:40.503
8	57.568	+0.781	14:39:38.071
9	59.430	+2.643	14:40:37.501
10	56.903	+0.116	14:41:34.404
11	58.895	+2.108	14:42:33.299
12	57.778	+0.991	14:43:31.077
13	58.704	+1.917	14:44:29.781
14	59.276	+2.489	14:45:29.057
15	57.594	+0.807	14:46:26.651
16	58.323	+1.536	14:47:24.974
17	57.228	+0.441	14:48:22.202
18	57.987	+1.200	14:49:20.189
19	58.810	+2.023	14:50:18.999
20	58.154	+1.367	14:51:17.153
21	57.235	+0.448	14:52:14.388
22	57.248	+0.461	14:53:11.636

(2) Paul Golding

Lap	Lap Tm
-----	--------

Lotus Brands Hatch Celebration

Lotus on Track

Brands Hatch Indy 1.199 Miles

Race 5

24/03/2007 14:31

Race (20:00 Time)

Lap	Lap Tm	Diff	Time of Day
2	58.997	+2.252	14:33:59.594
3	58.015	+1.270	14:34:57.609
4	57.656	+0.911	14:35:55.265
5	57.955	+1.210	14:36:53.220
6	56.909	+0.164	14:37:50.129
7	56.808	+0.063	14:38:46.937
8	57.778	+1.033	14:39:44.715
9	56.745	-	14:40:41.460
10	57.240	+0.495	14:41:38.700
11	56.874	+0.129	14:42:35.574
12	58.410	+1.665	14:43:33.984
13	58.526	+1.781	14:44:32.510
14	57.590	+0.845	14:45:30.100
15	58.257	+1.512	14:46:28.357
16	58.558	+1.813	14:47:26.915
17	58.694	+1.949	14:48:25.609
18	58.083	+1.338	14:49:23.692
19	58.175	+1.430	14:50:21.867
20	59.923	+3.178	14:51:21.790
21	59.772	+3.027	14:52:21.562
22	58.940	+2.195	14:53:20.502

(69) Paul Harding

1	1:01.605	+4.663	14:32:58.207
2	58.804	+1.862	14:33:57.011
3	58.894	+1.952	14:34:55.905
4	57.480	+0.538	14:35:53.385
5	57.706	+0.764	14:36:51.091
6	58.011	+1.069	14:37:49.102
7	57.377	+0.435	14:38:46.479
8	58.784	+1.842	14:39:45.263
9	56.942	-	14:40:42.205
10	57.797	+0.855	14:41:40.002
11	1:00.112	+3.170	14:42:40.114
12	1:00.483	+3.541	14:43:40.597
13	59.329	+2.387	14:44:39.926
14	58.833	+1.891	14:45:38.759
15	58.478	+1.536	14:46:37.237
16	58.080	+1.138	14:47:35.317
17	57.695	+0.753	14:48:33.012
18	58.070	+1.128	14:49:31.082
19	58.530	+1.588	14:50:29.612
20	1:00.509	+3.567	14:51:30.121
21	57.757	+0.815	14:52:27.878
22	58.605	+1.663	14:53:26.483

(99) James Knight

1	1:03.178	+6.215	14:32:59.359
2	58.913	+1.950	14:33:58.272
3	59.102	+2.139	14:34:57.374
4	57.511	+0.548	14:35:54.885
5	57.773	+0.810	14:36:52.658
6	57.353	+0.390	14:37:50.011
7	57.537	+0.574	14:38:47.548
8	58.145	+1.182	14:39:45.693
9	56.963	-	14:40:42.656
10	57.771	+0.808	14:41:40.427
11	1:04.282	+7.319	14:42:44.709
12	58.888	+1.925	14:43:43.597
13	58.303	+1.340	14:44:41.900
14	58.737	+1.774	14:45:40.637
15	58.352	+1.389	14:46:38.989
16	57.425	+0.462	14:47:36.414
17	57.704	+0.741	14:48:34.118
18	59.794	+2.831	14:49:33.912
19	57.418	+0.455	14:50:31.330

Lap	Lap Tm	Diff	Time of Day
20	59.414	+2.451	14:51:30.744
21	57.639	+0.676	14:52:28.383
22	59.159	+2.196	14:53:27.542

(15) Paul Quinn

1	1:06.083	+8.825	14:33:03.973
2	59.917	+2.659	14:34:03.890
3	59.468	+2.210	14:35:03.358
4	57.703	+0.445	14:36:01.061
5	58.179	+0.921	14:36:59.240
6	57.348	+0.090	14:37:56.588
7	57.433	+0.175	14:38:54.021
8	57.443	+0.185	14:39:51.464
9	57.543	+0.285	14:40:49.007
10	58.413	+1.155	14:41:47.420
11	59.521	+2.263	14:42:46.941
12	58.291	+1.033	14:43:45.232
13	57.436	+0.178	14:44:42.668
14	58.911	+1.653	14:45:41.579
15	58.170	+0.912	14:46:39.749
16	57.482	+0.224	14:47:37.231
17	58.932	+1.674	14:48:36.163
18	58.588	+1.330	14:49:34.751
19	57.416	+0.158	14:50:32.167
20	59.657	+2.399	14:51:31.824
21	57.258	-	14:52:29.082

(3) Christian Watkins

1	1:02.322	+5.305	14:32:57.798
2	58.624	+1.607	14:33:56.422
3	1:04.207	+7.190	14:35:00.629
4	59.209	+2.192	14:35:59.838
5	58.264	+1.247	14:36:58.102
6	57.542	+0.525	14:37:55.644
7	57.304	+0.287	14:38:52.948
8	57.291	+0.274	14:39:50.239
9	57.135	+0.118	14:40:47.374
10	57.171	+0.154	14:41:44.545
11	59.605	+2.588	14:42:44.150
12	58.924	+1.907	14:43:43.074
13	58.529	+1.512	14:44:41.603
14	58.720	+1.703	14:45:40.323
15	58.128	+1.111	14:46:38.451
16	57.774	+0.757	14:47:36.225
17	57.483	+0.466	14:48:33.708
18	59.169	+2.152	14:49:32.877
19	57.017	-	14:50:29.894
20	1:02.354	+5.337	14:51:32.248
21	58.627	+1.610	14:52:30.875

(38) Enghet 'BJ' Chong

1	1:05.569	+8.762	14:33:02.088
2	58.717	+1.910	14:34:00.805
3	57.926	+1.119	14:34:58.731
4	57.197	+0.390	14:35:55.928
5	57.840	+1.033	14:36:53.768
6	57.043	+0.236	14:37:50.811
7	57.370	+0.563	14:38:48.181
8	57.761	+0.954	14:39:45.942
9	56.933	+0.126	14:40:42.875
10	1:00.940	+4.133	14:41:43.815
11	59.089	+2.282	14:42:42.904
12	59.569	+2.762	14:43:42.473
13	57.811	+1.004	14:44:40.284
14	59.060	+2.253	14:45:39.344
15	58.113	+1.306	14:46:37.457

Lap	Lap Tm	Diff	Time of Day
16	57.955	+1.148	14:47:35.412
17	57.767	+0.960	14:48:33.179
18	1:00.302	+3.495	14:49:33.481
19	56.807	-	14:50:30.288
20	1:01.849	+5.042	14:51:32.137
21	58.893	+2.086	14:52:31.030

(8) Graham Walsh

1	1:05.611	+7.944	14:33:04.247
2	1:00.066	+2.399	14:34:04.313
3	1:00.173	+2.506	14:35:04.486
4	1:00.664	+2.997	14:36:05.150
5	57.956	+0.289	14:37:03.106
6	57.957	+0.290	14:38:01.063
7	58.986	+1.319	14:39:00.049
8	59.505	+1.838	14:39:59.554
9	57.667	-	14:40:57.221
10	57.894	+0.227	14:41:55.115
11	59.844	+2.177	14:42:54.959
12	59.465	+1.798	14:43:54.424
13	1:02.111	+4.444	14:44:56.535
14	59.422	+1.755	14:45:55.957
15	58.396	+0.729	14:46:54.353
16	57.925	+0.258	14:47:52.278
17	58.209	+0.542	14:48:50.487
18	58.409	+0.742	14:49:48.896
19	58.698	+1.031	14:50:47.594
20	1:00.535	+2.868	14:51:48.129
21	1:00.255	+2.588	14:52:48.384

(4) Nigel Goater

1	1:05.879	+7.221	14:33:03.027
2	59.972	+1.314	14:34:02.999
3	1:00.537	+1.879	14:35:03.536
4	58.658	-	14:36:02.194
5	59.833	+1.175	14:37:02.027
6	58.698	+0.040	14:38:00.725
7	58.950	+0.292	14:38:59.675
8	1:01.421	+2.763	14:40:01.096
9	58.878	+0.220	14:40:59.974
10	59.954	+1.296	14:41:59.928
11	59.737	+1.079	14:42:59.665
12	1:00.846	+2.188	14:44:00.511
13	58.898	+0.240	14:44:59.409
14	59.151	+0.493	14:45:58.560
15	59.479	+0.821	14:46:58.039
16	58.959	+0.301	14:47:56.998
17	1:01.063	+2.405	14:48:58.061
18	59.695	+1.037	14:49:57.756
19	58.803	+0.145	14:50:56.559
20	59.352	+0.694	14:51:55.911
21	59.779	+1.121	14:52:55.690

(62) Tom Chatterway

1	1:04.569	+5.376	14:33:03.329
2	1:00.008	+0.815	14:34:03.337
3	1:00.793	+1.600	14:35:04.130
4	1:01.628	+2.435	14:36:05.758
5	59.193	-	14:37:04.951
6	59.365	+0.172	14:38:04.316
7	59.763	+0.570	14:39:04.079
8	1:00.140	+0.947	14:40:04.219
9	1:00.055	+0.862	14:41:04.274
10	59.573	+0.380	14:42:03.847
11	1:00.626	+1.433	14:43:04.473
12	59.834	+0.641	14:44:04.307

Lotus Brands Hatch Celebration

Lotus on Track

Brands Hatch Indy 1.199 Miles

Race 5

24/03/2007 14:31

Race (20:00 Time)

Lap	Lap Tm	Diff	Time of Day
13	59.488	+0.295	14:45:03.795
14	59.208	+0.015	14:46:03.003
15	1:00.389	+1.196	14:47:03.392
16	59.906	+0.713	14:48:03.298
17	59.858	+0.665	14:49:03.156
18	1:00.060	+0.867	14:50:03.216
19	1:00.225	+1.032	14:51:03.441
20	1:00.891	+1.698	14:52:04.332
21	59.911	+0.718	14:53:04.243

(13) Matthew J Bartlett

1	1:07.412	+8.711	14:33:05.969
2	1:01.879	+3.178	14:34:07.848
3	59.873	+1.172	14:35:07.721
4	1:05.729	+7.028	14:36:13.450
5	59.972	+1.271	14:37:13.422
6	1:00.766	+2.065	14:38:14.188
7	1:01.410	+2.709	14:39:15.598
8	59.636	+0.935	14:40:15.234
9	59.071	+0.370	14:41:14.305
10	59.413	+0.712	14:42:13.718
11	1:00.348	+1.647	14:43:14.066
12	1:00.057	+1.356	14:44:14.123
13	59.130	+0.429	14:45:13.253
14	1:00.085	+1.384	14:46:13.338
15	59.423	+0.722	14:47:12.761
16	1:01.901	+3.200	14:48:14.662
17	59.083	+0.382	14:49:13.745
18	1:01.809	+3.108	14:50:15.554
19	1:01.280	+2.579	14:51:16.834
20	58.892	+0.191	14:52:15.726
21	58.701	-	14:53:14.427

(64) Tony Verrier

1	1:07.134	+7.679	14:33:06.345
2	1:01.028	+1.573	14:34:07.373
3	59.622	+0.167	14:35:06.995
4	1:02.916	+3.461	14:36:09.911
5	1:00.789	+1.334	14:37:10.700
6	1:01.367	+1.912	14:38:12.067
7	1:01.879	+2.424	14:39:13.946
8	59.455	-	14:40:13.401
9	1:01.495	+2.040	14:41:14.896
10	59.851	+0.396	14:42:14.747
11	59.843	+0.388	14:43:14.590
12	1:00.098	+0.643	14:44:14.688
13	59.665	+0.210	14:45:14.353
14	59.797	+0.342	14:46:14.150
15	1:02.017	+2.562	14:47:16.167
16	1:00.346	+0.891	14:48:16.513
17	1:01.538	+2.083	14:49:18.051
18	1:01.565	+2.110	14:50:19.616
19	1:01.065	+1.610	14:51:20.681
20	59.967	+0.512	14:52:20.648
21	59.474	+0.019	14:53:20.122

(53) Mark Peasey

1	1:05.929	+6.564	14:33:04.859
2	1:00.925	+1.560	14:34:05.784
3	1:00.683	+1.318	14:35:06.467
4	1:02.598	+3.233	14:36:09.065
5	1:01.090	+1.725	14:37:10.155
6	1:01.506	+2.141	14:38:11.661
7	1:01.436	+2.071	14:39:13.097
8	1:00.045	+0.680	14:40:13.142
9	1:00.761	+1.396	14:41:13.903

Lap	Lap Tm	Diff	Time of Day
10	59.532	+0.167	14:42:13.435
11	1:00.362	+0.997	14:43:13.797
12	59.851	+0.486	14:44:13.648
13	59.365	-	14:45:13.013
14	1:00.762	+1.397	14:46:13.775
15	1:01.980	+2.615	14:47:15.755
16	1:00.047	+0.682	14:48:15.802
17	1:01.956	+2.591	14:49:17.758
18	1:01.648	+2.283	14:50:19.406
19	1:02.273	+2.908	14:51:21.679
20	1:02.791	+3.426	14:52:24.470
21	1:02.709	+3.344	14:53:27.179

(77) Christopher Pearson

1	59.285	+4.282	14:32:54.121
2	55.631	+0.628	14:33:49.752
3	55.003	-	14:34:44.755
4	57.308	+2.305	14:35:42.063
5	57.411	+2.408	14:36:39.474
6	57.947	+2.944	14:37:37.421
7	57.470	+2.467	14:38:34.891
8	59.497	+4.494	14:39:34.388
9	58.541	+3.538	14:40:32.929
10	58.191	+3.188	14:41:31.120
11	57.728	+2.725	14:42:28.848
12	58.619	+3.616	14:43:27.467
13	57.972	+2.969	14:44:25.439
14	59.833	+4.830	14:45:25.272
15	59.989	+4.986	14:46:25.261
16	1:00.009	+5.006	14:47:25.270
17	1:01.814	+6.811	14:48:27.084
18	2:10.216	+1:15.213	14:50:37.300
19	1:29.625	+34.622	14:52:06.925
20	1:14.537	+19.534	14:53:21.462

(10) Sarah Crowder

1	1:08.988	+6.804	14:33:08.144
2	1:04.132	+1.948	14:34:12.276
3	1:04.168	+1.984	14:35:16.444
4	1:05.043	+2.859	14:36:21.487
5	1:04.688	+2.504	14:37:26.175
6	1:04.338	+2.154	14:38:30.513
7	1:03.919	+1.735	14:39:34.432
8	1:05.323	+3.139	14:40:39.755
9	1:04.788	+2.604	14:41:44.543
10	1:05.101	+2.917	14:42:49.644
11	1:03.326	+1.142	14:43:52.970
12	1:03.395	+1.211	14:44:56.365
13	1:04.293	+2.109	14:46:00.658
14	1:03.808	+1.624	14:47:04.466
15	1:03.678	+1.494	14:48:08.144
16	1:03.854	+1.670	14:49:11.998
17	1:03.895	+1.711	14:50:15.893
18	1:05.680	+3.496	14:51:21.573
19	1:04.370	+2.186	14:52:25.943
20	1:02.184	-	14:53:28.127

(21) Malcolm Sanders

1	57.568	+4.062	14:32:51.972
2	56.647	+3.141	14:33:48.619
3	53.858	+0.352	14:34:42.477
4	53.919	+0.413	14:35:36.396
5	54.773	+1.267	14:36:31.169
6	53.506	-	14:37:24.675
7	53.639	+0.133	14:38:18.314
8	54.006	+0.500	14:39:12.320

Lap	Lap Tm	Diff	Time of Day
9	54.380	+0.874	14:40:06.700
10	55.775	+2.269	14:41:02.475

(98) David Rowatt

1	1:04.485	+3.563	14:33:01.226
2	1:01.393	+0.471	14:34:02.619
3	1:00.922	-	14:35:03.541

Lotus Brands Hatch Celebration

Sorted on Laps

Lotus on Track

Brands Hatch Indy 1.199 Miles

Race 9 Amended

24/03/2007 16:47

Race (22 Laps)

Pos	No.	Class	Name	Car	Laps	Total Tm	Avg. Speed	Diff	Gap	Best Tm	In Lap	Best Spc
1	3	B - Lotus	Christian Watkins	Lotus Elise	22	20:06.939	78.653	-	-	55.811	15	77.314
2	15	A - Lotus	Paul Quinn	Lotus Elise	22	20:31.900	77.059	+24.961	+24.961	57.245	14	75.377
3	26	C - Lotus	Mark Funnell	Lotus Exige	22	20:33.812	76.940	+26.873	+1.912	52.430	15	82.299
4	18	B - Lotus	Steve Williams	Lotus Elise S1	22	20:34.867	76.874	+27.928	+1.055	54.622	21	78.997
5	6	C - Lotus	Andrew Walsh	Lotus Elise S1	22	20:35.609	76.828	+28.670	+0.742	52.764	15	81.778
6	64	A - Lotus	Tony Verrier	Vauxhall VX22	22	20:37.409	76.716	+30.470	+1.800	58.506	14	73.752
7	67	C - Lotus	Andrew Kell	Lotus Elise S2	22	20:37.415	76.716	+30.476	+0.006	54.844	20	78.677
8	62	A - Lotus	Tom Chatterway	Vauxhall VX22	22	20:40.864	76.502	+33.925	+3.449	58.569	12	73.673
9	77	C - Lotus	Christopher Pearson	Lotus Elise	22	20:41.920	76.437	+34.981	+1.056	54.357	21	79.382
10	11	B - Lotus	Russell Treasure	Lotus Elise	22	20:50.502	75.913	+43.563	+8.582	55.600	14	77.607
11	95	A - Lotus	Gavin Kirby	Lotus Exige S2	22	20:50.820	75.894	+43.881	+0.318	56.696	17	76.107
12	51	C - Lotus	David Harvey	Lotus 340R	22	20:51.501	75.852	+44.562	+0.681	53.714	21	80.332
13	69	A - Lotus	Paul Harding	Lotus Elise	22	20:52.175	75.811	+45.236	+0.674	57.004	21	75.696
14	13	A - Lotus	Matthew J Bartlett	Lotus Elise S1	22	20:56.538	75.548	+49.599	+4.363	57.971	15	74.433
15	99	A - Lotus	James Knight	Lotus Elise	22	20:57.295	75.503	+50.356	+0.757	56.955	8	75.761
16	40	B - Lotus	Nick Kaye	Lotus Elise	22	20:57.899	75.466	+50.960	+0.604	54.977	19	78.487
17	33	A - Lotus	Michael Edwards	Lotus Elise	22	21:00.188	75.329	+53.249	+2.289	56.611	18	76.221
18	42	B - Lotus	Mark Gooday	Lotus Exige	22	21:03.653	75.123	+56.714	+3.465	56.651	18	76.167
19	82	B - Lotus	David Skeggs	Lotus Elise	21	20:06.986	75.075	1 Lap	1 Lap	53.562	19	80.560
20	19	B - Lotus	Sean Bicknell	Lotus Exige	21	20:07.262	75.058	+0.276	+0.276	53.011	18	81.397
21	38	A - Lotus	Enghet 'BJ' Chong	Lotus Elise	21	20:12.251	74.749	+5.265	+4.989	56.524	21	76.339
22	4	A - Lotus	Nigel Goater	Lotus Elise Spr	21	20:20.779	74.227	+13.793	+8.528	59.194	11	72.895
23	8	A - Lotus	Graham Walsh	Lotus Elise	21	20:21.663	74.173	+14.677	+0.884	58.654	11	73.566
24	21	B - Lotus	Malcolm Sanders	Lotus Exige S1	21	20:35.589	73.337	+28.603	+13.926	54.087	15	79.778
25	2	A - Lotus	Paul Golding	Lotus Elise Spr	21	20:43.333	72.880	+36.347	+7.744	57.945	18	74.466
26	10	A - Lotus	Sarah Crowder	Lotus Elise S1	21	20:45.278	72.766	+38.292	+1.945	1:02.123	17	69.458
27	53	A - Lotus	Mark Peasey	Lotus Elise	21	21:12.310	71.220	+1:05.324	+27.032	1:01.641	16	70.001

Not classified (80% = 17 Laps)

28	9	A - Lotus	Martin Roberts	Lotus Elise 13!	2	1:38.736	87.404	20 Laps	19 Laps	1:09.134	2	62.414
29	27	B - Lotus	Jez Braker	Lotus Elise S1	2	2:33.089	56.372	+54.353	+54.353	2:06.721	2	34.051
30	61	B - Lotus	John Thorne	Vauxhall VX22	1	27.042	159.565	21 Laps	1 Lap	---	1	-
31	14	A - Lotus	Hans Baumhardt	Lotus Elise S2	0	26.105	-	22 Laps	1 Lap	---	1	-

Margin of Victory	Avg. Speed	Best Lap Tm	Best Spd	Best Lap by
+24.961	78.653	52.430	82.299	[26] Mark Funnell

Printed: 24/03/2007 18:16:01

Licensed to: MST Sports Timing Ltd

Chief Timekeeper
Race Director

Orbits 3
www.amb-it.com
www.mylaps.com

Lotus Brands Hatch Celebration

Sorted on Best Lap time

T Cars

Brands Hatch Indy 1.199 Miles

Qualifying 5

24/03/2007 10:52

Qualify (20:00 Time)

Pos	No.	Class	Name	Car	Laps	Best Tm	Diff	Best Spd	n Lap	2nd Best
1	21		Daniel Brown		18	55.620	-	77.579	6	55.736
2	3		Jolyon Palmer		20	55.688	+0.068	77.485	17	55.728
3	7		Joe Hopkins		19	55.743	+0.123	77.408	7	55.913
4	32		William Buller		17	56.246	+0.626	76.716	14	56.364
5	6		Dan Rozwadowski		19	56.788	+1.168	75.984	17	57.092
6	4		Howard Fuller		18	59.214	+3.594	72.871	16	59.656
7	5		James Nutbrown		19	1:02.084	+6.464	69.502	19	1:02.241

Lotus Brands Hatch Celebration

T Cars

Brands Hatch Indy 1.199 Miles

Qualifying 5

24/03/2007 10:52

Qualify (20:00 Time)

Lap	Lap Tm	Diff	Time of Day	Lap	Lap Tm	Diff	Time of Day	Lap	Lap Tm	Diff	Time of Day				
(21) Daniel Brown															
1	-:--		10:54:34.401	2	58.258	+2.012	10:54:41.371	8	1:04.941	+2.857	11:01:20.438				
2	1:06.042	+10.422	10:55:40.443	3	57.172	+0.926	10:55:38.543	9	1:06.291	+4.207	11:02:26.729				
3	55.960	+0.340	10:56:36.403	4	56.870	+0.624	10:56:35.413	10	1:04.157	+2.073	11:03:30.886				
4	55.889	+0.269	10:57:32.292	5	57.012	+0.766	10:57:32.425	11	1:02.422	+0.338	11:04:33.308				
5	58.928	+3.308	10:58:31.220	6	56.863	+0.617	10:58:29.288	12	1:02.800	+0.716	11:05:36.108				
6	55.620	-	10:59:26.840	7	56.729	+0.483	10:59:26.017	13	1:03.762	+1.678	11:06:39.870				
7	55.747	+0.127	11:00:22.587	8	56.391	+0.145	11:00:22.408	14	1:02.603	+0.519	11:07:42.473				
8	2:51.258	+1:55.638	11:03:13.845	9	57.851	+1.605	11:01:20.259	15	1:02.649	+0.565	11:08:45.122				
9	1:04.965	+9.345	11:04:18.810	10	56.708	+0.462	11:02:16.967	16	1:02.241	+0.157	11:09:47.363				
10	55.980	+0.360	11:05:14.790	11	3:02.028	+2:05.782	11:05:18.995	17	1:02.491	+0.407	11:10:49.854				
11	56.085	+0.465	11:06:10.875	12	1:02.267	+6.021	11:06:21.262	18	1:02.611	+0.527	11:11:52.465				
12	56.121	+0.501	11:07:06.996	13	56.685	+0.439	11:07:17.947	19	1:02.084	-	11:12:54.549				
13	55.736	+0.116	11:08:02.732	14	56.246	-	11:08:14.193								
14	55.870	+0.250	11:08:58.602	15	56.364	+0.118	11:09:10.557								
15	56.110	+0.490	11:09:54.712	16	56.641	+0.395	11:10:07.198								
16	55.769	+0.149	11:10:50.481	17	56.471	+0.225	11:11:03.669								
17	56.296	+0.676	11:11:46.777	(6) Dan Rozwadowski											
18	56.079	+0.459	11:12:42.856	1	-:--		10:53:33.286								
(3) Jolyon Palmer															
1	-:--		10:53:29.358	2	1:01.543	+4.755	10:54:34.829								
2	57.131	+1.443	10:54:26.489	3	1:00.920	+4.132	10:55:35.749								
3	56.531	+0.843	10:55:23.020	4	1:38.427	+41.639	10:57:14.176								
4	56.162	+0.474	10:56:19.182	5	1:05.501	+8.713	10:58:19.677								
5	56.186	+0.498	10:57:15.368	6	59.348	+2.560	10:59:19.025								
6	56.044	+0.356	10:58:11.412	7	58.342	+1.554	11:00:17.367								
7	56.967	+1.279	10:59:08.379	8	1:03.368	+6.580	11:01:20.735								
8	56.026	+0.338	11:00:04.405	9	1:00.896	+4.108	11:02:21.631								
9	55.800	+0.112	11:01:00.205	10	57.222	+0.434	11:03:18.853								
10	55.876	+0.188	11:01:56.081	11	57.368	+0.580	11:04:16.221								
11	56.672	+0.984	11:02:52.753	12	57.465	+0.677	11:05:13.686								
12	55.728	+0.040	11:03:48.481	13	1:53.296	+56.508	11:07:06.982								
13	56.085	+0.397	11:04:44.566	14	1:02.919	+6.131	11:08:09.901								
14	1:59.653	+1:03.965	11:06:44.219	15	57.400	+0.612	11:09:07.301								
15	1:00.070	+4.382	11:07:44.289	16	57.092	+0.304	11:10:04.393								
16	56.112	+0.424	11:08:40.401	17	56.788	-	11:11:01.181								
17	55.688	-	11:09:36.089	18	57.234	+0.446	11:11:58.415								
18	55.884	+0.196	11:10:31.973	19	57.169	+0.381	11:12:55.584								
19	56.732	+1.044	11:11:28.705	(4) Howard Fuller											
20	55.791	+0.103	11:12:24.496	1	-:--		10:53:44.186								
(7) Joe Hopkins															
1	-:--		10:53:49.108	2	1:04.457	+5.243	10:54:48.643								
2	58.602	+2.859	10:54:47.710	3	1:01.580	+2.366	10:55:50.223								
3	57.061	+1.318	10:55:44.771	4	1:00.945	+1.731	10:56:51.168								
4	56.163	+0.420	10:56:40.934	5	1:01.370	+2.156	10:57:52.538								
5	57.041	+1.298	10:57:37.975	6	1:00.414	+1.200	10:58:52.952								
6	56.148	+0.405	10:58:34.123	7	1:00.116	+0.902	10:59:53.068								
7	55.743	-	10:59:29.866	8	1:01.428	+2.214	11:00:54.496								
8	56.000	+0.257	11:00:25.866	9	1:00.718	+1.504	11:01:55.214								
9	55.913	+0.170	11:01:21.779	10	1:00.354	+1.140	11:02:55.568								
10	58.620	+2.877	11:02:20.399	11	59.709	+0.495	11:03:55.277								
11	55.953	+0.210	11:03:16.352	12	59.656	+0.442	11:04:54.933								
12	2:37.664	+1:41.921	11:05:54.016	13	1:01.040	+1.826	11:05:55.973								
13	1:04.735	+8.992	11:06:58.751	14	2:50.547	+1:51.333	11:08:46.520								
14	56.774	+1.031	11:07:55.525	15	1:11.469	+12.255	11:09:57.989								
15	55.936	+0.193	11:08:51.461	16	59.214	-	11:10:57.203								
16	56.006	+0.263	11:09:47.467	17	1:00.173	+0.959	11:11:57.376								
17	56.173	+0.430	11:10:43.640	18	59.832	+0.618	11:12:57.208								
18	56.072	+0.329	11:11:39.712	(5) James Nutbrown											
19	56.245	+0.502	11:12:35.957	1	-:--		10:53:43.308								
(32) William Buller															
1	-:--		10:53:43.113	2	1:06.078	+3.994	10:54:49.386								
				3	1:06.655	+4.571	10:55:56.041								
				4	1:05.006	+2.922	10:57:01.047								
				5	1:03.697	+1.613	10:58:04.744								
				6	1:03.848	+1.764	10:59:08.592								
				7	1:06.905	+4.821	11:00:15.497								

Lotus Brands Hatch Celebration

T Cars

Brands Hatch Indy 1.199 Miles

Race 4

24/03/2007 14:05

Race (15:00 Time)

4

[1:02.084]
[5] James Nutbrown

3

7
[56.788]
[6] Dan Rozwadowski

2

5
[55.743]
[7] Joe Hopkins

1

3
[55.620]
[21] Daniel Brown

1


[59.214]
[4] Howard Fuller

6
[56.246]
[32] William Buller

4
[55.688]
[3] Jolyon Palmer

2

Grid to be 1 X 1 Format



Printed: 24/03/2007 11:21:49

Licensed to: MST Sports Timing Ltd

Chief Timekeeper
Race Director

Orbits 3
www.amb-it.com
www.mylaps.com

Lotus Brands Hatch Celebration

T Cars

Race 10

Qualify (20:00 Time)

Brands Hatch Indy 1.199 Miles

24/03/2007 10:52



4

[1:02.241]
[5] James Nutbrown

3

7
[57.092]
[6] Dan Rozwadowski

2

5
[55.913]
[7] Joe Hopkins

1


3
[55.728]
[3] Jolyon Palmer

[59.656]
[4] Howard Fuller

6
[56.364]
[32] William Buller

4
[55.736]
[21] Daniel Brown

2



Printed: 24/03/2007 11:31:38

Licensed to: MST Sports Timing Ltd

Chief Timekeeper
Race Director

Orbits 3
www.amb-it.com
www.mylaps.com

Lotus Brands Hatch Celebration

Sorted on Laps

T Cars

Brands Hatch Indy 1.199 Miles

Race 4

24/03/2007 14:05

Race (15:00 Time)

Pos	No. Class	Name	Car	Laps	Total Tm	Avg. Speed	Diff	Gap	Best Tm	In Lap	Best Spc
1	3	Jolyon Palmer		16	15:04.107	76.362	-	-	55.649	7	77.539
2	21	Daniel Brown		16	15:04.235	76.351	+0.128	+0.128	55.522	12	77.716
3	7	Joe Hopkins		16	15:11.931	75.707	+7.824	+7.696	55.730	8	77.426
4	32	William Buller		16	15:12.305	75.676	+8.198	+0.374	56.043	7	76.994
5	6	Dan Rozwadowski		16	15:27.411	74.443	+23.304	+15.106	56.879	10	75.862
6	4	Howard Fuller		15	15:06.197	71.424	1 Lap	1 Lap	58.641	14	73.583
7	5	James Nutbrown		15	15:32.193	69.432	+25.996	+25.996	1:00.434	13	71.400

Margin of Victory

Avg. Speed

Best Lap Tm

Best Spd

Best Lap by

+0.128

76.362

55.522

77.716

[21] Daniel Brown

Printed: 24/03/2007 14:22:39

Licensed to: MST Sports Timing Ltd

Chief Timekeeper

Race Director

Orbits 3

www.amb-it.com

www.mylaps.com

Lotus Brands Hatch Celebration

Lapchart

T Cars

Brands Hatch Indy 1.199 Miles

Race 4

24/03/2007 14:05

Race (15:00 Time)

Competitors

Laps

	0	1	2	3	4	5	6	7	8	9	10	11	12	13	14	15	16
Daniel Brown (21)	1	21	21	21	21	21	21	21	21	3	3	3	3	3	3	3	3
Jolyon Palmer (3)	2	3	3	3	3	3	3	3	3	21	21	21	21	21	21	21	21
Joe Hopkins (7)	3	7	32	32	32	32	32	32	32	32	32	7	32	32	32	32	7
William Buller (32)	4	32	7	7	7	7	7	7	7	7	7	32	7	7	7	7	32
Dan Rozwadowski (6)	5	6	6	6	6	6	6	6	6	6	6	6	6	6	6	6	6
Howard Fuller (4)	6	4	4	4	4	4	4	4	4	4	4	4	4	4	4	4	4
James Nutbrown (5)	7	5	5	5	5	5	5	5	5	5	5	5	5	5	5	5	5

Lotus Brands Hatch Celebration


T Cars

Brands Hatch Indy 1.199 Miles

Race 4

24/03/2007 14:05

Race (15:00 Time)



(3) Jolyon Palmer			12	57.112	+1.382	7	59.273	+0.632
1	59.773	+4.124	13	56.851	+1.121	8	59.541	+0.900
2	56.256	+0.607	14	56.519	+0.789	9	58.831	+0.190
3	56.980	+1.331	15	57.229	+1.499	10	58.780	+0.139
4	55.855	+0.206	16	56.783	+1.053	11	59.927	+1.286
5	55.758	+0.109	(32) William Buller			12	59.764	+1.123
6	55.910	+0.261	1	59.856	+3.813	13	1:00.060	+1.419
7	55.649	-	2	56.243	+0.200	14	58.641	-
8	55.963	+0.314	3	56.226	+0.183	15	1:00.150	+1.509
9	56.479	+0.830	4	56.267	+0.224	(5) James Nutbrown		
10	55.729	+0.080	5	56.129	+0.086	1	1:08.004	+7.570
11	56.214	+0.565	6	56.073	+0.030	2	1:02.107	+1.673
12	55.869	+0.220	7	56.043	-	3	1:01.396	+0.962
13	55.717	+0.068	8	56.082	+0.039	4	1:01.350	+0.916
14	55.965	+0.316	9	56.170	+0.127	5	1:01.845	+1.411
15	55.868	+0.219	10	56.625	+0.582	6	1:01.348	+0.914
16	56.104	+0.455	11	57.090	+1.047	7	1:00.464	+0.030
(21) Daniel Brown			12	56.759	+0.716	8	1:00.653	+0.219
1	59.853	+4.331	13	56.818	+0.775	9	1:00.436	+0.002
2	56.506	+0.984	14	56.528	+0.485	10	1:03.586	+3.152
3	56.799	+1.277	15	57.230	+1.187	11	1:00.474	+0.040
4	55.681	+0.159	16	57.292	+1.249	12	1:00.675	+0.241
5	55.864	+0.342	(6) Dan Rozwadowski			13	1:00.434	-
6	55.976	+0.454	1	1:00.350	+3.471	14	1:01.153	+0.719
7	55.850	+0.328	2	57.672	+0.793	15	1:00.896	+0.462
8	55.862	+0.340	3	57.740	+0.861			
9	56.948	+1.426	4	57.588	+0.709			
10	55.800	+0.278	5	58.015	+1.136			
11	56.638	+1.116	6	57.719	+0.840			
12	55.522	-	7	57.824	+0.945			
13	55.888	+0.366	8	57.228	+0.349			
14	55.895	+0.373	9	57.078	+0.199			
15	55.888	+0.366	10	56.879	-			
16	55.853	+0.331	11	57.315	+0.436			
(7) Joe Hopkins			12	57.228	+0.349			
1	1:00.793	+5.063	13	57.152	+0.273			
2	56.215	+0.485	14	57.288	+0.409			
3	56.971	+1.241	15	57.741	+0.862			
4	56.406	+0.676	16	57.116	+0.237			
5	55.871	+0.141	(4) Howard Fuller					
6	55.786	+0.056	1	1:03.230	+4.589			
7	55.923	+0.193	2	1:01.383	+2.742			
8	55.730	-	3	1:00.590	+1.949			
9	55.857	+0.127	4	1:00.459	+1.818			
10	56.574	+0.844	5	59.810	+1.169			
11	56.702	+0.972	6	59.973	+1.332			

Lotus Brands Hatch Celebration**Sorted on Laps**

T Cars

Brands Hatch Indy 1.199 Miles

Race 10 Amended

24/03/2007 17:17

Race (15:00 Time)

Pos	No.	Class	Name	Car	Laps	Total Tm	Avg. Speed	Diff	Gap	Best Tm	In Lap	Best Spc
1	3		Jolyon Palmer		15	15:05.767	71.458	-	-	59.361	8	72.690
2	21		Daniel Brown		15	15:05.929	71.445	+0.162	+0.162	59.248	8	72.829
3	7		Joe Hopkins		15	15:09.409	71.172	+3.642	+3.480	59.496	10	72.525
4	6		Dan Rozwadowski		15	15:27.778	69.763	+22.011	+18.369	1:00.625	7	71.175
5	32		William Buller		15	15:51.282	68.039	+45.515	+23.504	59.771	3	72.192
6	5		James Nutbrown		14	15:34.666	64.632	1 Lap	1 Lap	1:04.236	14	67.174
Not classified (80% = 12 Laps)												
7	4		Howard Fuller		2	2:13.158	64.810	13 Laps	12 Laps	1:02.377	2	69.175

Margin of Victory**Avg. Speed****Best Lap Tm****Best Spd****Best Lap by**

+0.162

71.458

59.248

72.829

[21] Daniel Brown

Printed: 24/03/2007 17:45:46

Licensed to: MST Sports Timing Ltd

Chief Timekeeper

Orbits 3

Race Director

www.amb-it.com

www.mylaps.com

Page 1/1

T Cars

Brands Hatch Indy 1.199 Miles

Race 10

24/03/2007 17:17

Race (15:00 Time)

Competitors

Laps

	0	1	2	3	4	5	6	7	8	9	10	11	12	13	14	15
Jolyon Palmer (3)	1	3	3	3	3	3	3	3	3	3	3	3	3	3	3	3
Daniel Brown (21)	2	21	21	21	7	7	7	7	7	21	21	21	21	21	21	21
Joe Hopkins (7)	3	7	7	7	21	21	21	21	7	7	7	7	7	7	7	7
William Buller (32)	4	32	6	6	6	6	6	6	6	6	6	6	6	6	6	6
Dan Rozwadowski (6)	5	6	4	4	32	32	32	32	32	32	32	32	32	32	32	32
Howard Fuller (4)	6	4	5	32	5	5	5	5	5	5	5	5	5	5	5	5
James Nutbrown (5)	7	5	32	5												

Lotus Brands Hatch Celebration

Sorted on Best Lap time

MSVR Invitation Handicap

Brands Hatch Indy 1.199 Miles

Qualifying 6

24/03/2007 11:20

Qualify (15:00 Time)

Pos	No.	Class	Name	Car	Laps	Best Tm	Diff	Best Spd	n Lap	2nd Best
1	4		Rob Clarke	Radical Clubsport	17	50.949	-	84.692	17	51.166
2	6		Andrew Tidy	Radical Prosport	17	52.135	+1.186	82.765	17	52.198
3	34		Nigel Bent	Caterham CSR	16	52.760	+1.811	81.785	11	52.839
4	26		Shaun Mellors	Radical Clubsport	16	53.741	+2.792	80.292	16	55.070
5	98		Paul Cundy	Noble GTO M12	15	53.779	+2.830	80.235	15	53.819
6	90		Barry Train	Caterham 7 HPC	16	55.017	+4.068	78.430	8	55.054
7	40		Nick Kaye	Lotus Elise	16	55.332	+4.383	77.983	16	55.377
8	27		James Barlow	Caterham 7	7	55.442	+4.493	77.828	6	55.595
9	9		Martin Roberts	Lotus Elise 135R	10	56.090	+5.141	76.929	8	57.534
10	20		Vicky Lloyd	Caterham Seven	11	56.351	+5.402	76.573	9	56.778
11	51		Brian WATTS	Lotus Elise 340R	12	56.760	+5.811	76.021	10	56.894
12	14		Hans Baumhardt	Lotus Elise 111s	3	57.545	+6.596	74.984	3	57.850
13	2		Paul Golding	Lotus Elise Sport 160	7	57.752	+6.803	74.715	3	57.871
14	21		Emma Kate Eede	Caterham Seven	4	57.939	+6.990	74.474	2	1:55.719
15	33		Michael Edwards	Lotus Elise	3	58.215	+7.266	74.121	3	58.433
16	36		Dean Spurr	BMW 320	14	59.176	+8.227	72.917	13	59.526
17	71		Daniel Ludlow	Rover Metro GTI	15	59.340	+8.391	72.716	15	59.481
18	50		Andrew Partridge	TBC	15	59.472	+8.523	72.554	15	59.478
19	70		Simon Fox	BMW 318i	13	59.794	+8.845	72.164	10	1:00.094
20	5		Adam BETTINSON	Caterham Seven	15	1:00.327	+9.378	71.526	15	1:00.358
21	9		Martin Roberts	Lotus Elise 135R	14	1:00.654	+9.705	71.141	14	1:00.889
22	1		Chris Brooks	Tiger R6	14	1:02.791	+11.842	68.719	4	1:02.855

Lotus Brands Hatch Celebration

MSVR Invitation Handicap

Brands Hatch Indy 1.199 Miles

Qualifying 6

24/03/2007 11:20

Qualify (15:00 Time)

Lap	Lap Tm	Diff	Time of Day
(4) Rob Clarke			
1	-:--		11:21:31.076
2	56.317	+5.368	11:22:27.393
3	53.662	+2.713	11:23:21.055
4	52.496	+1.547	11:24:13.551
5	53.345	+2.396	11:25:06.896
6	51.319	+0.370	11:25:58.215
7	51.550	+0.601	11:26:49.765
8	54.296	+3.347	11:27:44.061
9	51.992	+1.043	11:28:36.053
10	52.120	+1.171	11:29:28.173
11	51.512	+0.563	11:30:19.685
12	51.166	+0.217	11:31:10.851
13	53.270	+2.321	11:32:04.121
14	52.698	+1.749	11:32:56.819
15	52.234	+1.285	11:33:49.053
16	52.445	+1.496	11:34:41.498
17	50.949	-	11:35:32.447

Lap	Lap Tm	Diff	Time of Day
(6) Andrew Tidy			
1	-:--		11:21:30.841
2	58.488	+6.353	11:22:29.329
3	56.051	+3.916	11:23:25.380
4	54.738	+2.603	11:24:20.118
5	53.949	+1.814	11:25:14.067
6	53.735	+1.600	11:26:07.802
7	52.724	+0.589	11:27:00.526
8	53.615	+1.480	11:27:54.141
9	55.194	+3.059	11:28:49.335
10	53.702	+1.567	11:29:43.037
11	53.066	+0.931	11:30:36.103
12	52.746	+0.611	11:31:28.849
13	53.120	+0.985	11:32:21.969
14	53.294	+1.159	11:33:15.263
15	52.198	+0.063	11:34:07.461
16	53.145	+1.010	11:35:00.606
17	52.135	-	11:35:52.741

Lap	Lap Tm	Diff	Time of Day
(34) Nigel Bent			
1	-:--		11:21:42.356
2	1:02.383	+9.623	11:22:44.739
3	54.208	+1.448	11:23:38.947
4	53.887	+1.127	11:24:32.834
5	53.161	+0.401	11:25:25.995
6	54.105	+1.345	11:26:20.100
7	53.073	+0.313	11:27:13.173
8	53.464	+0.704	11:28:06.637
9	52.903	+0.143	11:28:59.540
10	54.253	+1.493	11:29:53.793
11	52.760	-	11:30:46.553
12	52.893	+0.133	11:31:39.446
13	52.839	+0.079	11:32:32.285
14	53.607	+0.847	11:33:25.892
15	54.102	+1.342	11:34:19.994
16	58.487	+5.727	11:35:18.481

Lap	Lap Tm	Diff	Time of Day
(26) Shaun Mellors			
1	-:--		11:21:25.467
2	1:01.698	+7.957	11:22:27.165
3	1:01.326	+7.585	11:23:28.491
4	58.193	+4.452	11:24:26.684
5	56.156	+2.415	11:25:22.840
6	56.146	+2.405	11:26:18.986
7	56.586	+2.845	11:27:15.572
8	55.419	+1.678	11:28:10.991

Lap	Lap Tm	Diff	Time of Day
9	55.070	+1.329	11:29:06.061
10	56.809	+3.068	11:30:02.870
11	56.565	+2.824	11:30:59.435
12	56.071	+2.330	11:31:55.506
13	55.628	+1.887	11:32:51.134
14	56.772	+3.031	11:33:47.906
15	57.497	+3.756	11:34:45.403
16	53.741	-	11:35:39.144

Lap	Lap Tm	Diff	Time of Day
(98) Paul Cundy			
1	-:--		11:21:51.010
2	1:06.983	+13.204	11:22:57.993
3	58.316	+4.537	11:23:56.309
4	55.184	+1.405	11:24:51.493
5	1:50.750	+56.971	11:26:42.243
6	1:04.202	+10.423	11:27:46.445
7	55.956	+2.177	11:28:42.401
8	56.064	+2.285	11:29:38.465
9	54.532	+0.753	11:30:32.997
10	53.819	+0.040	11:31:26.816
11	54.100	+0.321	11:32:20.916
12	54.301	+0.522	11:33:15.217
13	55.094	+1.315	11:34:10.311
14	54.474	+0.695	11:35:04.785
15	53.779	-	11:35:58.564

Lap	Lap Tm	Diff	Time of Day
(90) Barry Train			
1	-:--		11:21:25.148
2	58.571	+3.554	11:22:23.719
3	57.531	+2.514	11:23:21.250
4	56.499	+1.482	11:24:17.749
5	56.325	+1.308	11:25:14.074
6	56.024	+1.007	11:26:10.098
7	55.054	+0.037	11:27:05.152
8	55.017	-	11:28:00.169
9	58.092	+3.075	11:28:58.261
10	56.236	+1.219	11:29:54.497
11	56.069	+1.052	11:30:50.566
12	1:00.195	+5.178	11:31:50.761
13	55.515	+0.498	11:32:46.276
14	59.917	+4.900	11:33:46.193
15	59.210	+4.193	11:34:45.403
16	1:06.623	+11.606	11:35:52.026

Lap	Lap Tm	Diff	Time of Day
(40) Nick Kaye			
1	-:--		11:21:50.780
2	58.241	+2.909	11:22:49.021
3	56.940	+1.608	11:23:45.961
4	56.925	+1.593	11:24:42.886
5	57.141	+1.809	11:25:40.027
6	58.135	+2.803	11:26:38.162
7	56.224	+0.892	11:27:34.386
8	56.407	+1.075	11:28:30.793
9	55.490	+0.158	11:29:26.283
10	55.931	+0.599	11:30:22.214
11	55.446	+0.114	11:31:17.660
12	55.711	+0.379	11:32:13.371
13	57.668	+2.336	11:33:11.039
14	55.804	+0.472	11:34:06.843
15	55.377	+0.045	11:35:02.220
16	55.332	-	11:35:57.552

Lap	Lap Tm	Diff	Time of Day
(27) James Barlow			
1	-:--		11:25:22.839
2	56.221	+0.779	11:26:19.060
3	55.708	+0.266	11:27:14.768

Lap	Lap Tm	Diff	Time of Day
4	5:34.907	+4:39.465	11:32:49.675
5	57.916	+2.474	11:33:47.591
6	55.442	-	11:34:43.033
7	55.595	+0.153	11:35:38.628

Lap	Lap Tm	Diff	Time of Day
(9) Martin Roberts			
1	-:--		11:27:00.528
2	58.775	+2.685	11:27:59.303
3	58.897	+2.807	11:28:58.200
4	59.946	+3.856	11:29:58.146
5	58.056	+1.966	11:30:56.202
6	57.534	+1.444	11:31:53.736
7	59.260	+3.170	11:32:52.996
8	56.090	-	11:33:49.086
9	1:02.037	+5.947	11:34:51.123
10	58.715	+2.625	11:35:49.838

Lap	Lap Tm	Diff	Time of Day
(20) Vicky Lloyd			
1	-:--		11:25:38.324
2	59.012	+2.661	11:26:37.336
3	58.963	+2.612	11:27:36.299
4	57.414	+1.063	11:28:33.713
5	1:00.693	+4.342	11:29:34.406
6	57.574	+1.223	11:30:31.980
7	56.778	+0.427	11:31:28.758
8	57.502	+1.151	11:32:26.260
9	56.351	-	11:33:22.611
10	57.026	+0.675	11:34:19.637
11	57.044	+0.693	11:35:16.681

Lap	Lap Tm	Diff	Time of Day
(51) Brian WATTS			
1	-:--		11:21:41.569
2	1:00.650	+3.890	11:22:42.219
3	59.185	+2.425	11:23:41.404
4	57.336	+0.576	11:24:38.740
5	58.865	+2.105	11:25:37.605
6	57.909	+1.149	11:26:35.514
7	57.439	+0.679	11:27:32.953
8	59.126	+2.366	11:28:32.079
9	58.440	+1.680	11:29:30.519
10	56.760	-	11:30:27.279
11	56.894	+0.134	11:31:24.173
12	58.153	+1.393	11:32:22.326

Lap	Lap Tm	Diff	Time of Day
(14) Hans Baumhardt			
1	-:--		11:33:24.709
2	57.850	+0.305	11:34:22.559
3	57.545	-	11:35:20.104

Lap	Lap Tm	Diff	Time of Day
(2) Paul Golding			
1	-:--		11:21:18.522
2	58.572	+0.820	11:22:17.094
3	57.752	-	11:23:14.846
4	57.894	+0.142	11:24:12.740
5	58.986	+1.234	11:25:11.726
6	59.538	+1.786	11:26:11.264
7	57.871	+0.119	11:27:09.135

Lap	Lap Tm	Diff	Time of Day
(21) Emma Kate Eede			
1	-:--		11:30:42.916
2	57.939	-	11:31:40.855
3	1:56.080	+58.141	11:33:36.935
4	1:55.719	+57.780	11:35:32.654

Lap	Lap Tm	Diff	Time of Day
(33) Michael Edwards			
1	-:--		11:33:30.763

Lotus Brands Hatch Celebration


MSVR Invitation Handicap

Brands Hatch Indy 1.199 Miles

Qualifying 6

24/03/2007 11:20

Qualify (15:00 Time)



Lap	Lap Tm	Diff	Time of Day
2	58.433	+0.218	11:34:29.196
3	58.215	-	11:35:27.411

(36) Dean Spurr

Lap	Lap Tm	Diff	Time of Day
1	-:--		11:21:29.721
2	1:09.674	+10.498	11:22:39.395
3	1:00.423	+1.247	11:23:39.818
4	1:03.232	+4.056	11:24:43.050
5	59.976	+0.800	11:25:43.026
6	1:05.465	+6.289	11:26:48.491
7	1:07.090	+7.914	11:27:55.581
8	59.526	+0.350	11:28:55.107
9	1:03.435	+4.259	11:29:58.542
10	1:00.369	+1.193	11:30:58.911
11	1:04.159	+4.983	11:32:03.070
12	59.732	+0.556	11:33:02.802
13	59.176	-	11:34:01.978
14	1:08.484	+9.308	11:35:10.462

(71) Daniel Ludlow

Lap	Lap Tm	Diff	Time of Day
1	-:--		11:21:25.031
2	1:09.101	+9.761	11:22:34.132
3	1:03.565	+4.225	11:23:37.697
4	1:00.979	+1.639	11:24:38.676
5	1:01.661	+2.321	11:25:40.337
6	1:02.354	+3.014	11:26:42.691
7	1:01.726	+2.386	11:27:44.417
8	1:02.297	+2.957	11:28:46.714
9	1:00.294	+0.954	11:29:47.008
10	59.600	+0.260	11:30:46.608
11	59.481	+0.141	11:31:46.089
12	1:00.080	+0.740	11:32:46.169
13	1:01.849	+2.509	11:33:48.018
14	59.731	+0.391	11:34:47.749
15	59.340	-	11:35:47.089

(50) Andrew Partridge

Lap	Lap Tm	Diff	Time of Day
1	-:--		11:21:18.996
2	1:00.762	+1.290	11:22:19.758
3	1:00.305	+0.833	11:23:20.063
4	1:00.334	+0.862	11:24:20.397
5	59.721	+0.249	11:25:20.118
6	1:01.322	+1.850	11:26:21.440
7	1:00.594	+1.122	11:27:22.034
8	59.539	+0.067	11:28:21.573
9	59.478	+0.006	11:29:21.051
10	59.531	+0.059	11:30:20.582
11	59.551	+0.079	11:31:20.133
12	59.525	+0.053	11:32:19.658
13	1:01.367	+1.895	11:33:21.025
14	1:00.025	+0.553	11:34:21.050
15	59.472	-	11:35:20.522

(70) Simon Fox

Lap	Lap Tm	Diff	Time of Day
1	-:--		11:21:26.926
2	1:06.415	+6.621	11:22:33.341
3	1:02.113	+2.319	11:23:35.454
4	1:01.582	+1.788	11:24:37.036
5	1:03.039	+3.245	11:25:40.075
6	1:02.938	+3.144	11:26:43.013
7	1:00.972	+1.178	11:27:43.985
8	1:01.314	+1.520	11:28:45.299
9	1:01.054	+1.260	11:29:46.353
10	59.794	-	11:30:46.147
11	1:00.094	+0.300	11:31:46.241
12	1:03.177	+3.383	11:32:49.418

Lap	Lap Tm	Diff	Time of Day
13	1:00.855	+1.061	11:33:50.273

(5) Adam BETTINSON

Lap	Lap Tm	Diff	Time of Day
1	-:--		11:21:40.144
2	1:04.262	+3.935	11:22:44.406
3	1:02.109	+1.782	11:23:46.515
4	1:01.281	+0.954	11:24:47.796
5	1:02.073	+1.746	11:25:49.869
6	1:01.294	+0.967	11:26:51.163
7	1:00.852	+0.525	11:27:52.015
8	1:01.944	+1.617	11:28:53.959
9	1:03.582	+3.255	11:29:57.541
10	1:00.651	+0.324	11:30:58.192
11	1:01.055	+0.728	11:31:59.247
12	1:01.911	+1.584	11:33:01.158
13	1:00.358	+0.031	11:34:01.516
14	1:00.377	+0.050	11:35:01.893
15	1:00.327	-	11:36:02.220

(9) Martin Roberts

Lap	Lap Tm	Diff	Time of Day
1	-:--		11:21:46.939
2	1:02.973	+2.319	11:22:49.912
3	1:02.014	+1.360	11:23:51.926
4	1:01.372	+0.718	11:24:53.298
5	1:01.367	+0.713	11:25:54.665
6	1:02.166	+1.512	11:26:56.831
7	1:01.114	+0.460	11:27:57.945
8	1:03.422	+2.768	11:29:01.367
9	1:01.145	+0.491	11:30:02.512
10	1:04.721	+4.067	11:31:07.233
11	1:01.002	+0.348	11:32:08.235
12	1:03.131	+2.477	11:33:11.366
13	1:00.889	+0.235	11:34:12.255
14	1:00.654	-	11:35:12.909

(1) Chris Brooks

Lap	Lap Tm	Diff	Time of Day
1	-:--		11:21:22.308
2	1:03.303	+0.512	11:22:25.611
3	1:05.628	+2.837	11:23:31.239
4	1:02.791	-	11:24:34.030
5	1:04.295	+1.504	11:25:38.325
6	1:05.359	+2.568	11:26:43.684
7	1:05.200	+2.409	11:27:48.884
8	1:04.625	+1.834	11:28:53.509
9	1:06.772	+3.981	11:30:00.281
10	1:03.269	+0.478	11:31:03.550
11	1:02.855	+0.064	11:32:06.405
12	1:05.425	+2.634	11:33:11.830
13	1:03.762	+0.971	11:34:15.592
14	1:04.091	+1.300	11:35:19.683

Lotus Brands Hatch Celebration

MSVR Invitation Handicap

Brands Hatch Indy 1.199 Miles


Race 11

24/03/2007 17:42

Race

14	[1:02.791] [1] Chris Brooks	[-.---] [88] Nick Randall
13	27 [59.794] [70] Simon Fox	28 [1:00.327] [5] Adam BETTINSON
12	25 [59.340] [71] Daniel Ludlow	26 [59.472] [50] Andrew Partridge
11	23 [58.215] [33] Michael Edwards	24 [59.176] [36] Dean Spurr
10	21 [.---] [8] Graham Walsh	22 [57.939] [21] Emma Kate Eede
9	19 [57.545] [14] Hans Baumhardt	20 [57.752] [2] Paul Golding
8	17 [.---] [7] Jez Braker	18 [56.760] [51] Brian WATTS
7	15 [56.090] [9] Martin Roberts	16 [56.351] [20] Vicky Lloyd
6	13 [55.332] [40] Nick Kaye	14 [55.442] [27] James Barlow
5	11 [55.017] [90] Barry Train	12 [.---] [11] Russell Treasure
4	9 [.---] [18] Steve Williams	10 [.---] [67] Andrew Kell
3	7 [53.779] [98] Paul Cundy	8 [.---] [82] David Skeggs
2	5 [52.760] [34] Nigel Bent	6 [53.741] [26] Shaun Mellors
1	3 [50.949] [4] Rob Clarke	4 [52.135] [6] Andrew Tidy
	1	2

Reserves 24, 12, 95, 73.



Printed: 24/03/2007 16:19:23

Licensed to: MST Sports Timing Ltd

Chief Timekeeper
Race Director

Orbits 3
www.amb-it.com
www.mylaps.com

Lotus Brands Hatch Celebration

MSVR Invitation Handicap

Brands Hatch Indy 1.199 Miles

Race 11

24/03/2007 17:42

Race

16

[-.---]
[95] Richard Stables

31
[-.---]


[24] Paul Steele

29

[-.---]
[73] Peter Brown

32
[-.---]
[12] Tony Freeman

30



Lotus Brands Hatch Celebration

Sorted on Laps

MSVR Invitation Handicap

Brands Hatch Indy 1.199 Miles

Race 11

24/03/2007 17:42

Race (20:00 Time)

Pos	No. Class	Name	Car	Laps	Total Tm	Avg. Speed	Diff	Gap	Best Tm	In Lap	Best Spc
1	34	Nigel Bent	Caterham CSR	21	20:30.172	73.660	-	-	56.630	13	76.196
2	12	Tony Freeman	Radical Prospc	21	20:30.694	73.629	+0.522	+0.522	56.160	20	76.833
3	4	Rob Clarke	Radical Clubsp	21	20:35.757	73.327	+5.585	+5.063	56.978	12	75.730
4	6	Andrew Tidy	Radical Prospc	21	20:36.749	73.268	+6.577	+0.992	57.105	10	75.562
5	67	Andrew Kell	Lotus Elise S2	21	21:21.545	70.707	+51.373	+44.796	59.652	3	72.336
6	26	Shaun Mellors	Radical Clubsp	20	20:38.321	69.690	1 Lap	1 Lap	59.483	10	72.541
7	98	Paul Cundy	Noble GTO M1	20	20:41.096	69.535	+2.775	+2.775	59.524	10	72.491
8	27	James Barlow	Caterham 7	20	20:49.671	69.058	+11.350	+8.575	1:00.305	12	71.552
9	7	Jez Braker	Lotus Elise 18l	20	20:50.106	69.034	+11.785	+0.435	59.482	17	72.542
10	51	Brian WATTS	Lotus Elise 34l	19	20:30.179	66.644	2 Laps	1 Lap	1:02.364	17	69.190
11	20	Vicky Lloyd	Caterham Sevr	19	20:31.184	66.590	+1.005	+1.005	1:00.942	18	70.804
12	71	Daniel Ludlow	Rover Metro G	19	20:44.195	65.893	+14.016	+13.011	1:02.635	10	68.891
13	21	Emma Kate Eede	Caterham Sevr	19	20:44.491	65.878	+14.312	+0.296	1:01.107	18	70.613
14	50	Andrew Partridge	BMW 320	19	20:47.202	65.735	+17.023	+2.711	1:03.030	19	68.459
15	8	Graham Walsh	Lotus Elise	19	21:03.816	64.870	+33.637	+16.614	1:03.734	17	67.703
16	70	Simon Fox	BMW 318i	19	21:17.106	64.195	+46.927	+13.290	1:05.394	19	65.984

Not classified (80% = 16 Laps)

17	5	Adam BETTINSON	Caterham Sevr	12	13:10.836	65.474	9 Laps	7 Laps	1:02.932	11	68.565
18	90	Barry Train	Caterham 7 HI	8	9:23.843	61.222	13 Laps	4 Laps	1:03.802	4	67.630
19	82	David Skeggs	Lotus Elise	3	3:11.343	67.653	18 Laps	5 Laps	1:00.333	3	71.519
20	1	Chris Brooks	Tiger R6	3	4:31.734	47.638	+1:20.391	+1:20.391	1:18.530	2	54.947

Margin of Victory	Avg. Speed	Best Lap Tm	Best Spd	Best Lap by
+0.522	73.660	56.160	76.833	[12] Tony Freeman

Printed: 24/03/2007 18:01:35

Licensed to: MST Sports Timing Ltd

Chief Timekeeper
Race Director

Orbits 3
www.amb-it.com
www.mylaps.com

MSVR Invitation Handicap

Brands Hatch Indy 1.199 Miles

Race 11

24/03/2007 17:42

Race (20:00 Time)

Competitors	Laps																					
	0	1	2	3	4	5	6	7	8	9	10	11	12	13	14	15	16	17	18	19	20	21
Andrew Tidy (6)	1	6	4	4	4	4	4	4	4	4	4	34	34	34	34	34	34	34	34	34	34	34
Rob Clarke (4)	2	4	6	6	6	6	6	6	34	34	4	4	4	4	4	4	4	4	4	12	12	12
Nigel Bent (34)	3	34	82	67	67	34	34	34	34	6	6	6	6	6	6	6	6	6	12	4	4	4
Shaun Mellors (26)	4	26	67	82	34	67	67	67	12	12	12	12	12	12	12	12	12	12	6	6	6	6
Andrew Kell (67)	5	67	26	34	82	98	12	12	67	67	67	67	67	67	67	67	67	67	67	67	67	67
Paul Cundy (98)	6	98	34	26	26	12	98	98	98	26	26	26	26	26	26	26	26	26	26	26	26	26
David Skeggs (82)	7	82	51	98	98	26	26	26	98	98	98	98	98	98	98	98	98	98	98	98	98	98
Barry Train (90)	8	90	27	27	12	27	27	27	27	27	27	27	27	27	27	27	27	27	27	27	27	27
James Barlow (27)	9	27	98	12	27	51	90	90	7	7	7	7	7	7	7	7	7	7	7	7	7	7
Brian WATTS (51)	10	51	90	51	51	90	51	51	90	51	51	51	51	51	51	51	51	51	51	51	51	51
Vicky Lloyd (20)	11	20	12	90	90	7	7	7	51	21	21	21	21	21	21	21	21	21	20	20	20	20
Graham Walsh (8)	12	8	5	5	5	5	21	21	5	5	5	5	5	5	20	20	20	20	21	21	71	71
Emma Kate Eede (21)	13	21	70	21	7	21	21	5	5	50	50	20	20	20	50	71	71	71	71	71	21	21
Jez Braker (7)	14	7	8	7	21	50	50	50	50	20	20	50	50	50	71	50	50	50	50	50	50	50
Andrew Partridge (50)	15	50	21	8	50	71	71	71	71	71	71	71	71	71	8	8	8	8	8	8	8	8
Daniel Ludlow (71)	16	71	71	50	70	70	20	20	20	70	8	8	8	8	70	70	70	70	70	70	70	70
Adam BETTINSON (5)	17	5	50	70	71	20	70	70	70	8	70	70	70	70								
Tony Freeman (12)	18	12	20	71	20	8	8	8	8	90												
Simon Fox (70)	19	70	7	20	8																	
Chris Brooks (1)	20	1	1	1	1																	