



RACE DAY


Cadwell Park

17th August 2008



Results Provided by Timing Solutions Ltd
www.tsl-timing.com

MGCC Cockshoot Cup
RACE 1 - GRID

ROW 7		76 Margaret FARQUHAR-RIGG
ROW 6	84 Helen WADDINGTON	21 Richard SAXTON
ROW 5	25 Steve GREGORY	5 Jeremy TOES
ROW 4	23 Stephen MCKIE	44 Graham PROSSER
ROW 3	78 Ian WRIGHT	77 Paul RIGG
ROW 2	15 John WREGHITT	33 Alan BATES
ROW 1	69 Peter BRAMBLE	6 Mike PETERS
Pole		
		

Cadwell Park
 Circuit Length = 2.1800 miles

Clerk of Course :		Timekeeper :

MGCC Cockshoot Cup

RACE 1 - CLASSIFICATION

POS	NO	CL	NAME	ENTRY	LAPS	TIME	GAP	DIFF	MPH	BEST	ON
1	6	A	Mike PETERS	MG Midget	4	7:20.847			71.20	1:48.306	2
2	69	A	Peter BRAMBLE	MGB Roadster	4	7:34.081	13.234	13.234	69.13	1:50.244	3
3	33	A	Alan BATES	MGB GT	4	7:38.537	17.690	4.456	68.46	1:52.282	3
4	77	A	Paul RIGG	MGF TF 160	4	7:51.566	30.719	13.029	66.57	1:53.652	4
5	78	A	Ian WRIGHT	MG Midget	4	7:54.300	33.453	2.734	66.18	1:54.309	4
6	44	A	Graham PROSSER	MG Midget	4	7:58.286	37.439	3.986	65.63	1:56.602	2
7	15	A	John WREGHITT	MGB Roadster	4	8:12.204	51.357	13.918	63.77	1:59.883	4
8	5	A	Jeremy TOES	MG Midget	4	8:12.765	51.918	0.561	63.70	1:59.012	4
9	23	A	Stephen MCKIE	Austin Healey Sprite	4	8:16.466	55.619	3.701	63.23	1:58.859	2
10	84	A	Helen WADDINGTON	MGF TF 160	4	8:30.825	1:09.978	14.359	61.45	2:04.820	4
11	25	A	Steve GREGORY	MG Midget	4	8:31.572	1:10.725	0.747	61.36	2:03.073	2
12	76	A	Margaret FARQUHAR-RIGG	MGF TF 160	4	8:40.937	1:20.090	9.365	60.26	2:05.896	3

NOT CLASSIFIED

DNF	21	A	Richard SAXTON	MG Midget	3	6:29.094	1 lap	1 lap	60.51	2:05.001	2
-----	----	---	----------------	-----------	---	----------	-------	-------	-------	----------	---

FASTEST LAP

6	A	Mike PETERS	MG Midget	2	1:48.306				72.46 mph	116.61 kph	
---	---	-------------	-----------	---	----------	--	--	--	-----------	------------	--

Red Flag shown Lap 5

Weather / Track : Bright / Dry

These results are provisional until the conclusion of any judicial and technical matters.

Cadwell Park
Circuit Length = 2.1800 miles
Start: 12:04 End: 12:16


Clerk of Course :		Timekeeper :	
-------------------	--	--------------	--

MGCC Cockshoot Cup
RACE 1 - LAP CHART

Lap 1			Lap 2			Lap 3			Lap 4		
No	Behind	Laptime	No	Behind	Laptime	No	Behind	Laptime	No	Behind	Laptime
6		1:54.700	6		1:48.306	6		1:49.392	6		1:48.449
33	5.732	2:00.432	33	9.723	1:52.297	69	11.033	1:50.244	69	13.234	1:50.650
69	7.268	2:01.968	69	10.181	1:51.219	33	12.613	1:52.282	33	17.690	1:53.526
77	11.475	2:06.175	77	20.643	1:57.474	77	25.516	1:54.265	77	30.719	1:53.652
78	11.810	2:06.510	78	21.233	1:57.729	78	27.593	1:55.752	78	33.453	1:54.309
44	13.286	2:07.986	44	21.582	1:56.602	44	28.806	1:56.616	44	37.439	1:57.082
23	14.666	2:09.366	23	25.219	1:58.859	23	35.307	1:59.480	15	51.357	1:59.883
15	16.121	2:10.821	15	28.678	2:00.863	15	39.923	2:00.637	5	51.918	1:59.012
5	18.216	2:12.916	5	30.746	2:00.836	5	41.355	2:00.001	23	55.619	2:08.761
84	19.229	2:13.929	84	36.744	2:05.821	84	53.607	2:06.255	84	1:09.978	2:04.820
25	22.564	2:17.264	25	37.331	2:03.073	25	54.117	2:06.178	25	1:10.725	2:05.057
21	24.355	2:19.055	21	41.050	2:05.001	21	56.696	2:05.038	76	1:20.090	2:06.620
76	26.163	2:20.863	76	45.415	2:07.558	76	1:01.919	2:05.896			

Lotus Elise Trophy Class A

RACE 2 - GRID

ROW 13	93 Vitthal CHAUHAN	50 Keith HURFORD
ROW 12	66 Joanna HODDINOTT	36 Damian MURRAY
ROW 11	87 Martin RUMBLE	73 A HAMILTON FLETCHER
ROW 10	60 Mark WILSON	44 Stuart MALT
ROW 9	80 Stuart MASON	84 Steve OWEN
ROW 8	45 Peter DRIVER	37 Mike DAVIES
ROW 7	11 Russ TREASURE	25 Tess HOWELL
ROW 6	52 Phil HATSWELL	62 Tom CHATTERWAY
ROW 5	77 Chris PEARSON	49 Steve WENTZELL
ROW 4	41 Stuart KIRKBRIDE	5 Ken SAVAGE
ROW 3	23 Gary BROAD	9 Martin ROBERTS
ROW 2	39 Simon DEACON	14 Hans BAUMHARDT
ROW 1	33 Michael EDWARDS	15 Paul QUINN
Pole		
		

Cadwell Park
Circuit Length = 2.1800 miles

These results are provisional until the conclusion of any judicial and technical matters.

Clerk of Course :

Timekeeper :

Lotus Elise Trophy Class A

RACE 2 - CLASSIFICATION - AMENDED

POS	NO	CL	NAME	ENTRY	LAPS	TIME	GAP	DIFF	MPH	BEST	ON
1	15	A	Paul QUINN	Elise S1	12	20:57.491			74.89	1:43.243	9
2	33	A	Michael EDWARDS	Elise S1	12	21:22.257	24.766	24.766	73.44	1:43.129	6
3	39	A	Simon DEACON	Elise S1 Sport 160	12	21:24.997	27.506	2.740	73.28	1:45.450	7
4	41	A	Stuart KIRKBRIDE	Elise S1 111S	12	21:31.156	33.665	6.159	72.93	1:44.638	9
5	9	A	Martin ROBERTS	Elise S2	12	21:31.928	34.437	0.772	72.89	1:45.364	9
6	11	A	Russ TREASURE	Elise S2	12	21:32.243	34.752	0.315	72.87	1:44.402	12
7	5	A	Ken SAVAGE	Elise S1	12	21:33.958	36.467	1.715	72.78	1:45.590	9
8	62	A	Tom CHATTERWAY	Elise S1 PTP165	12	21:37.947	40.456	3.989	72.55	1:46.149	9
9	25	A	Tess HOWELL	Elise 111R	12	21:44.176	46.685	6.229	72.21	1:46.693	9
10	49	A	Steve WENTZELL	Elise S1	12	21:52.721	55.230	8.545	71.74	1:46.396	9
11	45	A	Peter DRIVER	Elise S1 Sport 160	12	21:55.780	58.289	3.059	71.57	1:46.471	9
12	80	A	Stuart MASON	Elise S1	12	21:56.020	58.529	0.240	71.56	1:46.663	10
13	84	A	Steve OWEN	Elise	12	22:02.626	1:05.135	6.606	71.20	1:47.435	6
14	37	A	Mike DAVIES	Elise S1	12	22:02.799	1:05.308	0.173	71.19	1:47.075	6
15	44	A	Stuart MALT	Elise S1 111S	12	22:16.954	1:19.463	14.155	70.44	1:48.539	10
16	77	A	Chris PEARSON	Lotus Elise	12	22:19.206	1:21.715	2.252	70.32	1:48.991	5
17	36	A	Damian MURRAY	Elise S1 111S	12	22:26.916	1:29.425	7.710	69.92	1:49.541	8
18	60	A	Mark WILSON	Lotus Elise	12	22:36.519	1:39.028	9.603	69.42	1:49.657	8
19	52	A	Phil HATSWELL	Elise S1	12	22:41.109	1:43.618	4.590	69.19	1:50.596	4
20	66	A	Joanna HODDINOTT	Elise S1 111S	12	22:42.904	1:45.413	1.795	69.10	1:50.937	12
21	50	A	Keith HURFORD	Exige S2	12	22:44.008	1:46.517	1.104	69.04	1:50.909	12
22	73	A	Adam HAMILTON-FLETCHER	Elise S1 Sport 160	11	21:02.553	1 lap	1 lap	68.37	1:48.600	11
23	93	A	Vitthal CHAUHAN	Elise S2 111S	11	21:23.577	1 lap	21.024	67.25	1:50.815	6
NOT CLASSIFIED											
DQ	23	A	Gary BROAD	Elise S1 111S	12	21:25.259	27.768	0.000	73.27		9
DNF	87	A	Martin RUMBLE	Elise	4	7:42.213	8 laps	8 laps	67.91	1:49.660	4
DNF	14	A	Hans BAUMHARDT	Elise S1 Sport 160	0						
FASTEST LAP											
33	A		Michael EDWARDS	Elise S1	6	1:43.129		76.09 mph		122.47 kph	

Car 23 Disqualified - Clerk of Course Decision - Non-compliance

Weather / Track : Bright / Dry

These results are provisional until the conclusion of any judicial and technical matters.

Cadwell Park
Circuit Length = 2.1800 miles
Start: 12:25 End: 12:48

Clerk of Course :		Timekeeper :	
-------------------	--	--------------	--

Lotus Elise Trophy Class A

RACE 2 - LAP CHART

Lap 1			Lap 2			Lap 3			Lap 4			Lap 5		
No	Behind	Laptime	No	Behind	Laptime	No	Behind	Laptime	No	Behind	Laptime	No	Behind	Laptime
33		1:49.247	33		1:44.659	15		1:44.300	15		1:44.096	15		1:43.796
15	1.099	1:50.346	15	0.797	1:44.357	33	0.890	1:45.987	33	1.150	1:44.356	33	0.773	1:43.419
39	2.903	1:52.150	39	5.696	1:47.452	39	7.347	1:46.748	39	10.044	1:46.793	39	12.283	1:46.035
23	4.797	1:54.044	23	7.743	1:47.605	23	9.988	1:47.342	23	12.073	1:46.181	23	14.056	1:45.779
5	6.007	1:55.254	5	8.595	1:47.247	5	10.728	1:47.230	5	12.979	1:46.347	5	15.207	1:46.024
62	6.488	1:55.735	62	9.285	1:47.456	41	10.983	1:46.439	41	13.181	1:46.294	41	15.650	1:46.265
41	7.218	1:56.465	41	9.641	1:47.082	9	11.665	1:46.390	9	13.747	1:46.178	9	16.243	1:46.292
9	7.979	1:57.226	9	10.372	1:47.052	62	13.440	1:49.252	62	17.624	1:48.280	62	20.981	1:47.153
25	9.769	1:59.016	25	12.638	1:47.528	11	14.873	1:47.075	11	19.335	1:48.558	11	21.665	1:46.126
11	11.478	2:00.725	11	12.895	1:46.076	25	16.801	1:49.260	25	21.481	1:48.776	25	25.447	1:47.762
77	11.614	2:00.861	77	16.194	1:49.239	77	21.381	1:50.284	77	27.440	1:50.155	77	32.635	1:48.991
49	15.799	2:05.046	49	22.691	1:51.551	49	26.893	1:49.299	49	29.577	1:46.780	49	32.849	1:47.068
45	16.281	2:05.528	45	23.165	1:51.543	45	27.594	1:49.526	45	30.356	1:46.858	45	35.043	1:48.483
52	17.096	2:06.343	80	23.528	1:50.898	80	27.970	1:49.539	80	30.835	1:46.961	80	35.321	1:48.282
80	17.289	2:06.536	84	23.968	1:50.725	84	28.538	1:49.667	84	32.283	1:47.841	84	36.551	1:48.064
84	17.902	2:07.149	37	24.327	1:50.664	37	29.372	1:50.142	37	32.803	1:47.527	37	37.326	1:48.319
37	18.322	2:07.569	52	25.525	1:53.088	44	30.935	1:50.117	44	36.505	1:49.666	44	43.609	1:50.900
44	19.308	2:08.555	44	25.915	1:51.266	73	31.977	1:50.443	73	37.198	1:49.317	73	43.986	1:50.584
73	20.172	2:09.419	73	26.631	1:51.118	87	33.550	1:51.156	87	39.114	1:49.660	52	47.958	1:51.002
87	20.710	2:09.957	87	27.491	1:51.440	52	34.252	1:53.824	52	40.752	1:50.596	60	49.134	1:51.066
60	21.585	2:10.832	60	28.615	1:51.689	60	35.023	1:51.505	60	41.864	1:50.937	36	49.430	1:50.403
36	21.863	2:11.110	36	29.246	1:52.042	36	35.769	1:51.620	36	42.823	1:51.150	50	54.779	1:51.514
50	23.717	2:12.964	50	32.100	1:53.042	50	38.949	1:51.946	50	47.061	1:52.208	66	56.067	1:51.400
66	24.239	2:13.486	66	32.965	1:53.385	66	40.766	1:52.898	66	48.463	1:51.793	93	57.108	1:51.358
93	25.085	2:14.332	93	33.687	1:53.261	93	41.239	1:52.649	93	49.546	1:52.403			

Lotus Elise Trophy Class A

RACE 2 - LAP CHART


Lap 6			Lap 7			Lap 8			Lap 9			Lap 10		
No	Behind	Laptime	No	Behind	Laptime	No	Behind	Laptime	No	Behind	Laptime	No	Behind	Laptime
15		1:43.351	33		1:43.675	33		1:43.914	15		1:43.243	15		1:44.082
33	0.551	1:43.129	15	0.640	1:44.866	15	0.571	1:43.845	33	0.690	1:44.504	93	1 LAP	2:12.419
39	14.464	1:45.532	39	15.688	1:45.450	39	18.096	1:46.322	39	21.069	1:46.787	33	12.450	1:55.842
23	16.977	1:46.272	23	18.908	1:46.157	23	21.005	1:46.011	23	22.645	1:45.454	39	24.495	1:47.508
5	17.466	1:45.610	5	19.364	1:46.124	5	21.849	1:46.399	41	22.969	1:44.638	23	24.825	1:46.262
41	18.100	1:45.801	41	19.555	1:45.681	41	22.145	1:46.504	5	23.625	1:45.590	9	32.112	1:52.145
9	18.574	1:45.682	9	20.604	1:46.256	9	22.499	1:45.809	9	24.049	1:45.364	41	32.517	1:53.630
62	24.558	1:46.928	11	28.975	1:48.305	11	31.028	1:45.967	11	34.013	1:46.799	5	35.239	1:55.696
11	24.896	1:46.582	62	29.517	1:49.185	62	32.456	1:46.853	62	34.791	1:46.149	11	35.493	1:45.562
25	30.176	1:48.080	25	33.184	1:47.234	25	36.872	1:47.602	25	39.751	1:46.693	62	37.241	1:46.532
49	37.633	1:48.135	49	41.668	1:48.261	49	44.226	1:46.472	49	46.808	1:46.396	25	43.231	1:47.562
77	38.470	1:49.186	45	41.898	1:47.366	45	44.564	1:46.580	45	47.221	1:46.471	49	49.425	1:46.699
45	38.758	1:47.066	80	42.145	1:47.077	80	45.039	1:46.808	80	50.084	1:48.859	45	49.658	1:46.519
80	39.294	1:47.324	77	44.107	1:49.863	84	49.728	1:49.339	84	55.241	1:49.327	80	52.665	1:46.663
84	40.635	1:47.435	84	44.303	1:47.894	37	49.875	1:49.008	37	56.003	1:49.942	84	59.813	1:48.654
37	41.050	1:47.075	37	44.781	1:47.957	77	50.813	1:50.620	77	56.057	1:49.058	37	1:00.347	1:48.426
44	49.362	1:49.104	44	57.167	1:52.031	44	1:02.803	1:49.550	44	1:08.379	1:49.390	77	1:01.281	1:49.306
73	49.877	1:49.242	60	1:02.761	1:50.687	60	1:08.504	1:49.657	36	1:14.731	1:49.829	44	1:12.836	1:48.539
52	55.769	1:51.162	52	1:03.027	1:51.484	36	1:08.716	1:49.541	60	1:16.363	1:51.673	36	1:20.688	1:50.039
60	56.300	1:50.517	36	1:03.089	1:50.891	52	1:12.349	1:53.236	52	1:20.568	1:52.033	60	1:23.638	1:51.357
36	56.424	1:50.345	73	1:05.900	2:00.249	50	1:18.406	1:52.494	50	1:25.844	1:51.252	52	1:28.548	1:52.062
50	1:02.503	1:51.075	50	1:09.826	1:51.549	66	1:19.021	1:51.777	66	1:26.366	1:51.159	50	1:32.703	1:50.941
66	1:03.729	1:51.013	66	1:11.158	1:51.655	93	1:22.671	1:51.771	73	1:41.867	1:50.847	66	1:33.228	1:50.944
93	1:04.572	1:50.815	93	1:14.814	1:54.468	73	1:34.834	2:12.848						

Lotus Elise Trophy Class A

RACE 2 - LAP CHART

Lap 11			Lap 12		
No	Behind	Laptime	No	Behind	Laptime
15		1:44.934	15		1:46.275
73	1 LAP	1:49.886	73	1 LAP	1:48.600
93	1 LAP	1:54.933	33	24.766	1:53.617
33	17.424	1:49.908	93	1 LAP	1:55.168
39	27.660	1:48.099	39	27.506	1:46.121
23	27.855	1:47.964	23	27.768	1:46.188
41	33.664	1:46.081	41	33.665	1:46.276
9	34.185	1:47.007	9	34.437	1:46.527
5	36.260	1:45.955	11	34.752	1:44.402
11	36.625	1:46.066	5	36.467	1:46.482
62	39.113	1:46.806	62	40.456	1:47.618
25	45.100	1:46.803	25	46.685	1:47.860
49	51.302	1:46.811	49	55.230	1:50.203
45	57.051	1:52.327	45	58.289	1:47.513
80	57.631	1:49.900	80	58.529	1:47.173
84	1:02.802	1:47.923	84	1:05.135	1:48.608
37	1:03.017	1:47.604	37	1:05.308	1:48.566
77	1:15.889	1:59.542	44	1:19.463	1:48.909
44	1:16.829	1:48.927	77	1:21.715	1:52.101
36	1:25.910	1:50.156	36	1:29.425	1:49.790
60	1:30.320	1:51.616	60	1:39.028	1:54.983
52	1:36.330	1:52.716	52	1:43.618	1:53.563
66	1:40.751	1:52.457	66	1:45.413	1:50.937
50	1:41.883	1:54.114	50	1:46.517	1:50.909

Lotus Elise Trophy Class A
RACE 6 - GRID - AMENDED

ROW 13	23 Gary BROAD	14 Hans BAUMHARDT
ROW 12	87 Martin RUMBLE	93 Vitthal CHAUHAN
ROW 11	73 Adam HAMILTON-FLETCHER	50 Keith HURFORD
ROW 10	66 Joanna HODDINOTT	52 Phil HATSWELL
ROW 9	60 Mark WILSON	36 Damian MURRAY
ROW 8	77 Chris PEARSON	44 Stuart MALT
ROW 7	37 Mike DAVIES	84 Steve OWEN
ROW 6	80 Stuart MASON	45 Peter DRIVER
ROW 5	49 Steve WENTZELL	25 Tess HOWELL
ROW 4	62 Tom CHATTERWAY	5 Ken SAVAGE
ROW 3	11 Russ TREASURE	9 Martin ROBERTS
ROW 2	41 Stuart KIRKBRIDE	39 Simon DEACON
ROW 1	33 Michael EDWARDS	15 Paul QUINN
Pole		
		

Cadwell Park
 Circuit Length = 2.1800 miles

These results are provisional until the conclusion of any judicial and technical matters.

Clerk of Course :		Timekeeper :

Lotus Elise Trophy Class A

RACE 6 - CLASSIFICATION

POS	NO	CL	NAME	ENTRY	LAPS	TIME	GAP	DIFF	MPH	BEST	ON
1	15	A	Paul QUINN	Elise S1	12	21:08.377			74.24	1:43.409	2
2	41	A	Stuart KIRKBRIDE	Elise S1 111S	12	21:15.351	6.974	6.974	73.84	1:44.845	6
3	39	A	Simon DEACON	Elise S1 Sport 160	12	21:23.507	15.130	8.156	73.37	1:43.845	9
4	5	A	Ken SAVAGE	Elise S1	12	21:24.539	16.162	1.032	73.31	1:45.439	3
5	11	A	Russ TREASURE	Elise S2	12	21:24.893	16.516	0.354	73.29	1:44.673	5
6	23	A	Gary BROAD	Elise S1 111S	12	21:29.688	21.311	4.795	73.02	1:44.263	9
7	80	A	Stuart MASON	Elise S1	12	21:31.158	22.781	1.470	72.93	1:45.462	6
8	62	A	Tom CHATTERWAY	Elise S1 PTP165	12	21:33.573	25.196	2.415	72.80	1:45.605	4
9	9	A	Martin ROBERTS	Elise S2	12	21:51.541	43.164	17.968	71.80	1:44.390	6
10	45	A	Peter DRIVER	Elise S1 Sport 160	12	21:54.719	46.342	3.178	71.63	1:47.247	3
11	37	A	Mike DAVIES	Elise S1	12	21:55.286	46.909	0.567	71.60	1:46.651	3
12	44	A	Stuart MALT	Elise S1 111S	12	21:56.109	47.732	0.823	71.55	1:47.456	10
13	36	A	Damian MURRAY	Elise S1 111S	12	22:04.234	55.857	8.125	71.11	1:48.273	6
14	52	A	Phil HATSWELL	Elise S1	12	22:05.865	57.488	1.631	71.03	1:47.767	12
15	87	A	Martin RUMBLE	Elise	12	22:27.295	1:18.918	21.430	69.90	1:49.616	5
16	50	A	Keith HURFORD	Exige S2	12	22:39.221	1:30.844	11.926	69.28	1:51.133	7
17	60	A	Mark WILSON	Lotus Elise	12	22:52.942	1:44.565	13.721	68.59	1:51.357	3
18	66	A	Joanna HODDINOTT	Elise S1 111S	12	22:55.744	1:47.367	2.802	68.45	1:51.378	7
19	93	A	Vitthal CHAUHAN	Elise S2 111S	11	21:29.282	1 lap	1 lap	66.95	1:51.418	7

NOT CLASSIFIED

DNF	77	A	Chris PEARSON	Lotus Elise	6	11:03.112	6 laps	5 laps	71.01	1:46.290	6
DNF	73	A	Adam HAMILTON-FLETCHER	Elise S1 Sport 160	6	11:09.330	6 laps	6.218	70.35	1:48.037	3
DNF	25	A	Tess HOWELL	Elise 111R	0						
DNF	49	A	Steve WENTZELL	Elise S1	0						
DNF	84	A	Steve OWEN	Elise	0						

FASTEST LAP

15	A	Paul QUINN	Elise S1	2	1:43.409	75.89 mph	122.13 kph
----	---	------------	----------	---	----------	-----------	------------

Weather / Track : Bright / Dry

These results are provisional until the conclusion of any judicial and technical matters.

Cadwell Park
Circuit Length = 2.1800 miles
Start: 15:13 End: 15:36

Clerk of Course :	Timekeeper :
-------------------	--------------

Lotus Elise Trophy Class A

RACE 6 - LAP CHART

Lap 1			Lap 2			Lap 3			Lap 4			Lap 5		
No	Behind	Laptime	No	Behind	Laptime	No	Behind	Laptime	No	Behind	Laptime	No	Behind	Laptime
15		1:49.831	15		1:43.409	15		1:44.295	15		1:44.252	15		1:45.595
39	1.553	1:51.384	39	3.760	1:45.616	41	4.636	1:44.866	41	5.881	1:45.497	41	6.472	1:46.186
41	1.883	1:51.714	41	4.065	1:45.591	39	5.643	1:46.178	39	8.152	1:46.761	39	7.423	1:44.866
9	2.806	1:52.637	9	4.607	1:45.210	9	5.944	1:45.632	9	8.433	1:46.741	9	8.039	1:45.201
5	4.516	1:54.347	5	7.127	1:46.020	5	8.271	1:45.439	5	11.594	1:47.575	5	11.908	1:45.909
62	7.218	1:57.049	11	10.534	1:46.288	11	14.206	1:47.967	11	14.891	1:44.937	11	13.969	1:44.673
11	7.655	1:57.486	62	11.510	1:47.701	62	14.753	1:47.538	62	16.106	1:45.605	62	17.085	1:46.574
80	9.294	1:59.125	80	14.383	1:48.498	80	16.519	1:46.431	80	17.944	1:45.677	80	18.203	1:45.854
45	10.364	2:00.195	45	14.878	1:47.923	45	17.830	1:47.247	45	21.223	1:47.645	45	23.819	1:48.191
37	11.578	2:01.409	37	15.934	1:47.765	37	18.290	1:46.651	37	21.419	1:47.381	23	23.891	1:47.827
44	12.295	2:02.126	44	18.106	1:49.220	23	20.098	1:45.867	23	21.659	1:45.813	37	25.454	1:49.630
77	12.326	2:02.157	23	18.526	1:47.580	44	23.816	1:50.005	77	28.442	1:48.356	77	29.440	1:46.593
36	13.236	2:03.067	77	18.670	1:49.753	77	24.338	1:49.963	44	29.013	1:49.449	44	32.031	1:48.613
52	14.297	2:04.128	36	20.692	1:50.865	36	26.084	1:49.687	36	30.413	1:48.581	36	33.172	1:48.354
23	14.355	2:04.186	52	22.268	1:51.380	73	26.762	1:48.037	73	31.351	1:48.841	73	33.885	1:48.129
73	16.499	2:06.330	73	23.020	1:49.930	52	28.197	1:50.224	52	32.672	1:48.727	52	35.224	1:48.147
60	17.993	2:07.824	87	25.757	1:50.796	87	32.020	1:50.558	87	38.014	1:50.246	87	42.035	1:49.616
87	18.370	2:08.201	60	27.823	1:53.239	60	34.885	1:51.357	50	44.140	1:51.755	50	51.949	1:53.404
50	19.477	2:09.308	50	29.245	1:53.177	50	36.637	1:51.687	60	45.756	1:55.123	60	52.754	1:52.593
66	21.295	2:11.126	66	31.454	1:53.568	66	39.399	1:52.240	66	47.647	1:52.500	66	54.716	1:52.664
93	22.223	2:12.054	93	32.034	1:53.220	93	40.268	1:52.529	93	48.252	1:52.236	93	55.152	1:52.495

Lotus Elise Trophy Class A

RACE 6 - LAP CHART

Lap 6			Lap 7			Lap 8			Lap 9			Lap 10		
No	Behind	Laptime	No	Behind	Laptime	No	Behind	Laptime	No	Behind	Laptime	No	Behind	Laptime
15		1:45.780	15		1:44.886	15		1:45.642	15		1:45.405	15		1:45.003
41	5.537	1:44.845	41	6.068	1:45.417	41	5.893	1:45.467	41	5.997	1:45.509	41	6.203	1:45.209
39	5.932	1:44.289	39	6.509	1:45.463	9	9.481	1:48.294	9	9.023	1:44.947	39	16.264	1:51.691
9	6.649	1:44.390	9	6.829	1:45.066	39	11.136	1:50.269	39	9.576	1:43.845	5	16.946	1:46.372
5	12.717	1:46.589	5	14.263	1:46.432	5	14.975	1:46.354	5	15.577	1:46.007	11	17.303	1:46.327
11	13.384	1:45.195	11	14.478	1:45.980	11	15.336	1:46.500	11	15.979	1:46.048	80	24.419	1:48.301
62	17.064	1:45.759	62	18.840	1:46.662	62	20.088	1:46.890	80	21.121	1:46.033	62	24.690	1:48.385
80	17.885	1:45.462	80	19.580	1:46.581	80	20.493	1:46.555	62	21.308	1:46.625	23	25.157	1:47.063
23	23.349	1:45.238	23	23.495	1:45.032	23	24.239	1:46.386	23	23.097	1:44.263	9	29.744	2:05.724
45	26.782	1:48.743	45	31.035	1:49.139	45	34.555	1:49.162	45	38.614	1:49.464	45	42.751	1:49.140
37	26.944	1:47.270	37	31.467	1:49.409	37	34.595	1:48.770	37	38.746	1:49.556	37	43.067	1:49.324
77	29.950	1:46.290	44	36.900	1:47.963	44	38.917	1:47.659	44	41.117	1:47.605	44	43.570	1:47.456
44	33.823	1:47.572	36	39.705	1:48.926	36	42.955	1:48.892	36	47.094	1:49.544	36	52.283	1:50.192
36	35.665	1:48.273	52	43.589	1:49.909	52	47.048	1:49.101	52	51.382	1:49.739	52	55.671	1:49.292
73	36.168	1:48.063	87	53.064	1:51.166	87	58.637	1:51.215	87	1:05.013	1:51.781	87	1:10.602	1:50.592
52	38.566	1:49.122	50	1:04.367	1:51.133	50	1:09.874	1:51.149	50	1:16.036	1:51.567	50	1:22.228	1:51.195
87	46.784	1:50.529	60	1:05.514	1:51.498	60	1:11.698	1:51.826	60	1:19.409	1:53.116	60	1:28.513	1:54.107
50	58.120	1:51.951	66	1:07.716	1:51.378	66	1:15.543	1:53.469	66	1:24.091	1:53.953	66	1:32.708	1:53.620
60	58.902	1:51.928	93	1:08.164	1:51.418	93	1:35.832	2:13.310	93	1:44.323	1:53.896			
66	1:01.224	1:52.288												
93	1:01.632	1:52.260												


Lotus Elise Trophy Class A

RACE 6 - LAP CHART

Lap 11			Lap 12		
No	Behind	Laptime	No	Behind	Laptime
15		1:47.526	15		1:46.753
41	5.612	1:46.935	41	6.974	1:48.115
93	1 LAP	1:58.829	39	15.130	1:46.910
39	14.973	1:46.235	5	16.162	1:47.226
5	15.689	1:46.269	11	16.516	1:46.999
11	16.270	1:46.493	93	1 LAP	1:57.035
80	22.405	1:45.512	23	21.311	1:45.197
23	22.867	1:45.236	80	22.781	1:47.129
62	24.331	1:47.167	62	25.196	1:47.618
9	34.818	1:52.600	9	43.164	1:55.099
45	43.894	1:48.669	45	46.342	1:49.201
37	44.068	1:48.527	37	46.909	1:49.594
44	44.833	1:48.789	44	47.732	1:49.652
36	53.797	1:49.040	36	55.857	1:48.813
52	56.474	1:48.329	52	57.488	1:47.767
87	1:13.406	1:50.330	87	1:18.918	1:52.265
50	1:26.448	1:51.746	50	1:30.844	1:51.149
60	1:35.496	1:54.509	60	1:44.565	1:55.822
66	1:38.569	1:53.387	66	1:47.367	1:55.551

MGCC Peter Best Insurance Challenge

RACE 3 - GRID

ROW 13			34	Roland GRAY			
ROW 12	2:30.163		56	Sandie ROBBIE	2:30.129	74	John YEA
ROW 11		2:27.698	84	Helen WADDINGTON	2:30.887	9	Lew BERGONZI
ROW 10	2:30.924		28	Shane TERRY	2:29.214	43	Simon HUTCHINSON
ROW 9		2:26.237	80	Robert BEASLEY	2:27.068	45	Alan JONES
ROW 8	18	Simon TINKLER		2:30.246	69	Peter BRAMBLE	
ROW 7		2:27.271	5	John WREGHITT	2:29.354	13	Peter BURCHILL
ROW 6	2:28.810		60	Michael PIGGOTT	2:28.993	2	John BUSSEY
ROW 5		2:26.445	22	Pat FENN	2:26.174	41	Kevin WILLIAMS
ROW 4	2:30.366		44	Alan BROOKE	2:27.574	76	Paul RIGG
ROW 3		2:27.363	40	Clive JONES	2:27.618	51	Kevin STIBBARDS
ROW 2	2:30.954		15	James WALPOLE	2:31.533	71	John BINCZYK
ROW 1		2:27.939	7	Blaine NEAVES	2:31.365	11	David BROOKE
Pole							
							

Cadwell Park
Circuit Length = 2.1800 miles

Clerk of Course :		Timekeeper :
-------------------	--	--------------

MGCC Peter Best Insurance Challenge

RACE 3 - CLASSIFICATION

POS	NO	CL	NAME	ENTRY	LAPS	TIME	GAP	DIFF	MPH	BEST	ON
1	11	B	David BROOKE	MGB GT	9	16:39.513			70.66	1:48.207	7
2	43	C	Simon HUTCHINSON	MG Midget	9	16:58.947	19.434	19.434	69.31	1:46.406	6
3	7	C	Blaine NEAVES	MGB Roadster	9	16:58.956	19.443	0.009	69.31	1:50.666	6
4	15	A	James WALPOLE	MGB Roadster	9	17:03.377	23.864	4.421	69.01	1:50.848	8
5	22	B	Pat FENN	MGB	9	17:06.726	27.213	3.349	68.79	1:50.620	7
6	69	B	Peter BRAMBLE	MGB Roadster	9	17:07.350	27.837	0.624	68.75	1:50.480	8
7	28	A	Shane TERRY	MGB Roadster	9	17:10.603	31.090	3.253	68.53	1:50.290	7
8	76	F	Paul RIGG	MGF VVC	9	17:31.632	52.119	21.029	67.16	1:53.830	4
9	44	A	Alan BROOKE	Rover Metro Gti	9	17:36.713	57.200	5.081	66.84	1:54.186	7
10	40	A	Clive JONES	MGB GT	9	17:37.396	57.883	0.683	66.79	1:53.939	9
11	80	B	Robert BEASLEY	MG Midget	9	17:39.384	59.871	1.988	66.67	1:53.645	8
12	51	F	Kevin STIBBARDS	MGF	9	17:43.491	1:03.978	4.107	66.41	1:54.890	6
13	2	T	John BUSSEY	MG TC	9	17:44.031	1:04.518	0.540	66.38	1:55.217	8
14	18	A	Simon TINKLER	MGB GT	9	17:44.155	1:04.642	0.124	66.37	1:54.269	7
15	9	A	Lew BERGONZI	MGB Roadster	9	17:46.799	1:07.286	2.644	66.20	1:52.971	7
16	41	C	Kevin WILLIAMS	MG ZS 180	9	18:04.772	1:25.259	17.973	65.11	1:54.631	8
17	71	F	John BINCZYK	MGF	9	18:13.059	1:33.546	8.287	64.61	1:55.805	4
18	5	A	John WREGHITT	MGB Roadster	9	18:25.683	1:46.170	12.624	63.88	1:56.973	8
19	13	B	Peter BURCHILL	MG ZS	9	18:25.957	1:46.444	0.274	63.86	1:56.466	8
20	45	A	Alan JONES	Montego	8	16:41.902	1 lap	1 lap	62.66	2:02.050	7
21	34	B	Roland GRAY	MGB Roadster	8	16:42.329	1 lap	0.427	62.63	1:58.839	8
22	84	F	Helen WADDINGTON	MGF TF 160	8	17:01.508	1 lap	19.179	61.46	2:03.834	5
23	60	A	Michael PIGGOTT	MGB GT	8	17:04.695	1 lap	3.187	61.27	2:04.298	7

NOT CLASSIFIED

DNF	56	A	Sandie ROBBIE	MG Midget Mk III	2	5:13.375	7 laps	6 laps	50.08	2:35.048	1
DNF	74	B	John YEA	MGB	8	15:37.885	1 lap	0.000	66.94	1:51.686	8

FASTEST LAP

28	A	Shane TERRY	MGB Roadster	7	1:50.290	71.15 mph	114.51 kph
11	B	David BROOKE	MGB GT	7	1:48.207	72.52 mph	116.72 kph
43	C	Simon HUTCHINSON	MG Midget	6	1:46.406	73.75 mph	118.69 kph
76	F	Paul RIGG	MGF VVC	4	1:53.830	68.94 mph	110.95 kph
2	T	John BUSSEY	MG TC	8	1:55.217	68.11 mph	109.62 kph

Weather / Track : Bright / Dry

These results are provisional until the conclusion of any judicial and technical matters.

Cadwell Park
Circuit Length = 2.1800 miles
Start: 13:34 End: 13:53

Clerk of Course :

Timekeeper :

MGCC Peter Best Insurance Challenge

RACE 3 - LAP CHART

Lap 1			Lap 2			Lap 3			Lap 4			Lap 5		
No	Behind	Laptime	No	Behind	Laptime	No	Behind	Laptime	No	Behind	Laptime	No	Behind	Laptime
11		1:58.948	11		1:50.283	11		1:51.177	11		1:49.928	11		1:49.883
7	3.538	2:02.486	7	7.058	1:53.803	7	8.765	1:52.884	43	8.297	1:49.456	43	4.914	1:46.500
76	3.642	2:02.590	76	7.726	1:54.367	43	8.769	1:50.965	7	10.450	1:51.613	7	11.908	1:51.341
15	4.511	2:03.459	15	8.337	1:54.109	76	10.457	1:53.908	76	14.359	1:53.830	15	17.658	1:52.882
71	6.321	2:05.269	43	8.981	1:51.266	15	11.520	1:54.360	15	14.659	1:53.067	76	20.731	1:56.255
41	6.690	2:05.638	41	11.870	1:55.463	41	16.542	1:55.849	22	19.215	1:52.595	22	21.140	1:51.808
22	7.193	2:06.141	22	13.437	1:56.527	22	16.548	1:54.288	69	19.611	1:52.781	69	21.851	1:52.123
69	7.819	2:06.767	69	14.074	1:56.538	69	16.758	1:53.861	41	23.742	1:57.128	28	26.864	1:52.505
43	7.998	2:06.946	71	16.939	2:00.901	28	18.156	1:51.969	28	24.242	1:56.014	41	30.566	1:56.707
51	9.940	2:08.888	28	17.364	1:56.625	71	22.001	1:56.239	71	27.878	1:55.805	44	36.173	1:54.945
44	10.864	2:09.812	51	17.987	1:58.330	51	22.722	1:55.912	51	27.898	1:55.104	51	37.209	1:59.194
28	11.022	2:09.970	44	19.004	1:58.423	9	23.531	1:55.426	44	31.111	1:57.299	2	37.917	1:56.421
40	11.549	2:10.497	40	19.081	1:57.815	44	23.740	1:55.913	2	31.379	1:56.893	40	38.678	1:56.189
2	11.976	2:10.924	9	19.282	1:56.508	2	24.414	1:55.857	40	32.372	1:55.670	18	39.185	1:56.253
9	13.057	2:12.005	2	19.734	1:58.041	74	24.547	1:55.252	18	32.815	1:55.256	74	39.621	1:54.830
74	16.445	2:15.393	74	20.472	1:54.310	40	26.630	1:58.726	80	33.510	1:54.646	80	40.383	1:56.756
18	17.530	2:16.478	18	23.419	1:56.172	18	27.487	1:55.245	74	34.674	2:00.055	9	40.846	1:54.401
80	17.902	2:16.850	80	24.375	1:56.756	80	28.792	1:55.594	9	36.328	2:02.725	71	53.720	2:15.725
45	20.108	2:19.056	13	33.711	2:03.707	13	45.008	2:02.474	13	56.090	2:01.010	13	1:09.516	2:03.309
13	20.287	2:19.235	45	36.602	2:06.777	45	48.598	2:03.173	45	1:00.820	2:02.150	5	1:13.487	1:57.475
60	22.626	2:21.574	84	39.640	2:06.487	84	53.511	2:05.048	5	1:05.895	2:01.943	45	1:13.650	2:02.713
84	23.436	2:22.384	34	40.194	2:06.416	5	53.880	2:02.511	34	1:09.954	2:05.295	34	1:20.702	2:00.631
34	24.061	2:23.009	60	42.070	2:09.727	34	54.587	2:05.570	84	1:10.619	2:07.036	84	1:24.570	2:03.834
5	35.434	2:34.382	5	42.546	1:57.395	60	58.047	2:07.154	60	1:13.584	2:05.465	60	1:28.629	2:04.928
56	36.100	2:35.048	56	1:24.144	2:38.327									


MGCC Peter Best Insurance Challenge

RACE 3 - LAP CHART

Lap 6			Lap 7			Lap 8			Lap 9		
No	Behind	Laptime	No	Behind	Laptime	No	Behind	Laptime	No	Behind	Laptime
11		1:49.658	43		1:46.485	43		1:47.054	11		1:52.564
43	1.662	1:46.406	11	0.060	1:48.207	11	1.871	1:48.865	45	1 LAP	2:03.634
7	12.916	1:50.666	7	16.291	1:51.522	84	1 LAP	2:05.805	34	1 LAP	1:58.839
15	19.135	1:51.135	15	22.199	1:51.211	60	1 LAP	2:04.298	43	19.434	2:13.869
22	23.618	1:52.136	22	26.091	1:50.620	7	22.006	1:52.769	7	19.443	1:51.872
69	24.140	1:51.947	69	26.747	1:50.754	15	25.993	1:50.848	84	1 LAP	2:06.092
28	29.089	1:51.883	28	31.232	1:50.290	22	29.777	1:50.740	15	23.864	1:52.306
76	30.038	1:58.965	76	40.162	1:58.271	69	30.173	1:50.480	60	1 LAP	2:05.982
41	36.881	1:55.973	41	43.975	1:55.241	28	34.606	1:50.428	22	27.213	1:51.871
44	41.267	1:54.752	44	47.306	1:54.186	76	49.619	1:56.511	69	27.837	1:52.099
51	42.441	1:54.890	74	48.175	1:52.064	41	51.552	1:54.631	28	31.090	1:50.919
2	43.483	1:55.224	51	49.691	1:55.397	74	52.807	1:51.686	76	52.119	1:56.935
40	44.021	1:55.001	40	50.358	1:54.484	44	55.040	1:54.788	44	57.200	1:56.595
74	44.258	1:54.295	2	51.328	1:55.992	40	58.379	1:55.075	40	57.883	1:53.939
18	45.870	1:56.343	18	51.992	1:54.269	51	58.654	1:56.017	80	59.871	1:54.260
9	47.392	1:56.204	9	52.216	1:52.971	2	59.491	1:55.217	51	1:03.978	1:59.759
80	47.814	1:57.089	80	53.455	1:53.788	80	1:00.046	1:53.645	2	1:04.518	1:59.462
71	1:03.174	1:59.112	71	1:14.476	1:59.449	18	1:01.147	1:56.209	18	1:04.642	1:57.930
13	1:20.151	2:00.293	5	1:32.061	1:59.253	9	1:01.328	1:56.166	9	1:07.286	2:00.393
5	1:20.955	1:57.126	13	1:33.390	2:01.386	71	1:26.409	1:58.987	41	1:25.259	2:28.142
45	1:26.341	2:02.349	45	1:40.244	2:02.050	5	1:41.980	1:56.973	71	1:33.546	2:01.572
34	1:34.630	2:03.586	34	1:45.466	1:58.983	13	1:42.802	1:56.466	5	1:46.170	1:58.625
84	1:39.734	2:04.822							13	1:46.444	1:58.077
60	1:44.538	2:05.567									

MGCC Peter Best Insurance Challenge

RACE 10 - GRID

ROW 13		34 Phillip SIMPSON
ROW 12	56 Sandie ROBBIE	74 John YEA
ROW 11	60 Michael PIGGOTT	84 Helen WADDINGTON
ROW 10	45 Alan JONES	13 Peter BURCHILL
ROW 9	5 John WREGHITT	71 John BINCZYK
ROW 8	41 Kevin WILLIAMS	9 Lew BERGONZI
ROW 7	18 Simon TINKLER	2 John BUSSEY
ROW 6	51 Kevin STIBBARDS	80 Robert BEASLEY
ROW 5	40 Clive JONES	44 Alan BROOKE
ROW 4	76 Paul RIGG	28 Shane TERRY
ROW 3	69 Peter BRAMBLE	22 Pat FENN
ROW 2	15 James WALPOLE	7 Blaine NEAVES
ROW 1	43 Simon HUTCHINSON	11 David BROOKE
Pole		
		

Cadwell Park
Circuit Length = 2.1800 miles

Clerk of Course :

Timekeeper :

MGCC Peter Best Insurance Challenge

RACE 10 - CLASSIFICATION

POS	NO	CL	NAME	ENTRY	LAPS	TIME	GAP	DIFF	MPH	BEST	ON
1	43	C	Simon HUTCHINSON	MG Midget	9	16:27.378			71.53	1:48.217	3
2	11	B	David BROOKE	MGB GT	9	16:32.274	4.896	4.896	71.18	1:49.025	7
3	7	C	Blaine NEAVES	MGB Roadster	9	16:49.786	22.408	17.512	69.94	1:50.415	2
4	69	B	Peter BRAMBLE	MGB Roadster	9	16:52.008	24.630	2.222	69.79	1:50.205	7
5	22	B	Pat FENN	MGB	9	17:06.743	39.365	14.735	68.79	1:52.644	5
6	15	A	James WALPOLE	MGB Roadster	9	17:08.239	40.861	1.496	68.69	1:52.509	4
7	28	A	Shane TERRY	MGB Roadster	9	17:09.006	41.628	0.767	68.64	1:52.454	2
8	41	C	Kevin WILLIAMS	MG ZS 180	9	17:29.406	1:02.028	20.400	67.30	1:51.119	7
9	9	A	Lew BERGONZI	MGB Roadster	9	17:30.683	1:03.305	1.277	67.22	1:54.116	2
10	44	A	Alan BROOKE	Rover Metro Gti	9	17:32.338	1:04.960	1.655	67.11	1:54.155	6
11	40	A	Clive JONES	MGB GT	9	17:32.404	1:05.026	0.066	67.11	1:53.753	6
12	76	F	Paul RIGG	MGF VVC	9	17:34.565	1:07.187	2.161	66.97	1:54.504	3
13	80	B	Robert BEASLEY	MG Midget	9	17:35.770	1:08.392	1.205	66.90	1:53.562	5
14	18	A	Simon TINKLER	MGB GT	9	17:36.583	1:09.205	0.813	66.85	1:52.817	6
15	71	F	John BINCZYK	MGF	9	17:46.560	1:19.182	9.977	66.22	1:55.036	6
16	51	F	Kevin STIBBARDS	MGF	9	17:47.466	1:20.088	0.906	66.16	1:55.114	8
17	13	B	Peter BURCHILL	MG ZS	9	17:49.037	1:21.659	1.571	66.07	1:54.197	9
18	5	A	John WREGHITT	MGB Roadster	9	17:55.703	1:28.325	6.666	65.66	1:56.651	8
19	45	A	Alan JONES	Montego	8	16:45.105	1 lap	1 lap	62.46	2:03.048	6
20	84	F	Helen WADDINGTON	MGF TF 160	8	17:02.301	1 lap	17.196	61.41	2:04.910	5
21	60	A	Michael PIGGOTT	MGB GT	8	17:03.555	1 lap	1.254	61.33	2:03.957	8

NOT CLASSIFIED

DNF	34	B	Phillip SIMPSON	MGB Roadster	0						
DNF	2	T	John BUSSEY	MG TC	0						

FASTEST LAP

						mph	kph
2	T	John BUSSEY	MG TC	0			
28	A	Shane TERRY	MGB Roadster	2	1:52.454	69.78 mph	112.31 kph
43	C	Simon HUTCHINSON	MG Midget	3	1:48.217	72.52 mph	116.71 kph
11	B	David BROOKE	MGB GT	7	1:49.025	71.98 mph	115.84 kph
76	F	Paul RIGG	MGF VVC	3	1:54.504	68.53 mph	110.30 kph

Weather / Track : Bright / Dry

These results are provisional until the conclusion of any judicial and technical matters.

Cadwell Park
 Circuit Length = 2.1800 miles
 Start: 17:24 End: 17:43

Clerk of Course :		Timekeeper :	
-------------------	--	--------------	--

MGCC Peter Best Insurance Challenge

RACE 10 - LAP CHART

Lap 1			Lap 2			Lap 3			Lap 4			Lap 5		
No	Behind	Laptime	No	Behind	Laptime	No	Behind	Laptime	No	Behind	Laptime	No	Behind	Laptime
43		1:55.208	43		1:48.857	43		1:48.217	43		1:48.740	43		1:49.276
11	2.063	1:57.271	11	2.907	1:49.701	11	3.831	1:49.141	11	4.539	1:49.448	11	4.650	1:49.387
7	2.306	1:57.514	7	3.864	1:50.415	7	7.464	1:51.817	7	12.123	1:53.399	7	15.402	1:52.555
22	5.584	2:00.792	22	9.459	1:52.732	69	14.332	1:52.836	69	16.700	1:51.108	69	18.381	1:50.957
69	6.386	2:01.594	69	9.713	1:52.184	22	16.036	1:54.794	22	19.993	1:52.697	22	23.361	1:52.644
15	7.308	2:02.516	15	11.232	1:52.781	15	16.853	1:53.838	15	20.622	1:52.509	15	24.142	1:52.796
28	7.902	2:03.110	28	11.499	1:52.454	28	17.473	1:54.191	28	21.322	1:52.589	28	24.978	1:52.932
76	9.790	2:04.998	76	16.508	1:55.575	76	22.795	1:54.504	76	28.971	1:54.916	80	34.083	1:53.562
80	10.142	2:05.350	9	17.221	1:54.116	9	23.445	1:54.441	80	29.797	1:53.897	41	34.365	1:51.145
44	11.790	2:06.998	80	18.275	1:56.990	80	24.640	1:54.582	9	30.180	1:55.475	9	36.121	1:55.217
9	11.962	2:07.170	40	19.770	1:55.813	40	26.135	1:54.582	41	32.496	1:52.825	76	38.101	1:58.406
40	12.814	2:08.022	44	20.860	1:57.927	44	27.767	1:55.124	40	32.555	1:55.160	18	39.650	1:54.824
18	13.282	2:08.490	18	21.114	1:56.689	18	28.004	1:55.107	18	34.102	1:54.838	44	41.252	1:55.105
5	15.602	2:10.810	41	23.322	1:54.792	41	28.411	1:53.306	44	35.423	1:56.396	40	42.134	1:58.855
41	17.387	2:12.595	5	26.021	1:59.276	5	36.049	1:58.245	51	45.056	1:57.438	51	53.152	1:57.372
51	18.706	2:13.914	51	26.700	1:56.851	51	36.358	1:57.875	5	46.391	1:59.082	71	53.612	1:56.225
71	19.689	2:14.897	71	28.126	1:57.294	71	37.160	1:57.251	71	46.663	1:58.243	5	56.631	1:59.516
13	20.475	2:15.683	13	28.926	1:57.308	13	37.904	1:57.195	13	47.399	1:58.235	13	56.773	1:58.650
45	23.624	2:18.832	45	38.119	2:03.352	45	52.971	2:03.069	45	1:08.502	2:04.271	45	1:22.724	2:03.498
84	26.160	2:21.368	84	45.539	2:08.236	84	1:02.396	2:05.074	84	1:19.372	2:05.716	84	1:35.006	2:04.910
60	27.987	2:23.195	60	46.878	2:07.748	60	1:04.435	2:05.774	60	1:20.922	2:05.227	60	1:36.123	2:04.477

MGCC Peter Best Insurance Challenge
RACE 10 - LAP CHART

Lap 6			Lap 7			Lap 8			Lap 9		
No	Behind	Laptime	No	Behind	Laptime	No	Behind	Laptime	No	Behind	Laptime
43		1:48.812	43		1:50.904	43		1:48.959	43		1:48.405
11	5.087	1:49.249	84	1 LAP	2:05.831	45	1 LAP	2:05.221	11	4.896	1:49.800
7	17.522	1:50.932	60	1 LAP	2:06.484	11	3.501	1:49.252	45	1 LAP	2:03.814
69	20.242	1:50.673	11	3.208	1:49.025	84	1 LAP	2:05.042	7	22.408	1:52.198
22	27.520	1:52.971	7	17.064	1:50.446	7	18.615	1:50.510	69	24.630	1:51.380
15	28.215	1:52.885	69	19.543	1:50.205	60	1 LAP	2:06.693	84	1 LAP	2:06.124
28	29.375	1:53.209	22	29.995	1:53.379	69	21.655	1:51.071	60	1 LAP	2:03.957
41	38.084	1:52.531	15	30.438	1:53.127	22	34.218	1:53.182	22	39.365	1:53.552
80	41.426	1:56.155	28	31.039	1:52.568	15	34.943	1:53.464	15	40.861	1:54.323
9	42.677	1:55.368	41	38.299	1:51.119	28	35.319	1:53.239	28	41.628	1:54.714
18	43.655	1:52.817	9	47.119	1:55.346	41	48.952	1:59.612	41	1:02.028	2:01.481
76	45.362	1:56.073	76	51.095	1:56.637	9	54.620	1:56.460	9	1:03.305	1:57.090
44	46.595	1:54.155	44	51.719	1:56.028	44	58.149	1:55.389	44	1:04.960	1:55.216
40	47.075	1:53.753	40	52.141	1:55.970	40	58.274	1:55.092	40	1:05.026	1:55.157
71	59.836	1:55.036	80	54.561	2:04.039	76	1:00.254	1:58.118	76	1:07.187	1:55.338
51	1:00.915	1:56.575	18	54.932	2:02.181	80	1:00.515	1:54.913	80	1:08.392	1:56.282
13	1:02.685	1:54.724	71	1:04.534	1:55.602	18	1:01.071	1:55.098	18	1:09.205	1:56.539
5	1:05.617	1:57.798	51	1:05.997	1:55.986	71	1:11.266	1:55.691	71	1:19.182	1:56.321
45	1:36.960	2:03.048	13	1:06.919	1:55.138	51	1:12.152	1:55.114	51	1:20.088	1:56.341
			5	1:11.913	1:57.200	13	1:15.867	1:57.907	13	1:21.659	1:54.197
						5	1:19.605	1:56.651	5	1:28.325	1:57.125

Lotus Elise Trophy Classes B & C

QUALIFYING RACE 4 - CLASSIFICATION

POS	NO	CL	NAME	ENTRY	TIME	ON	LAPS	GAP	DIFF	MPH
1	3	C	Martin DONNELLY	2-Eleven - Silver	1:40.961	7	9			77.73
2	78	B	Ben PITCH	Elise S1 - NA Honda	1:41.780	7	8	0.819	0.819	77.10
3	6	C	Andrew WALSH	Elise S1 - Honda Rotrex	1:41.899	7	9	0.938	0.119	77.01
4	55	C	Chris HEADLAM	Elise S1 - S/C Honda	1:42.345	7	8	1.384	0.446	76.68
5	18	B	Steve WILLIAMS	Elise S1 - Duratec	1:42.598	8	8	1.637	0.253	76.49
6	57	B	Andrew WATERS	Exige S1	1:43.927	7	8	2.966	1.329	75.51
7	52	211	Dominic JACKSON	2-Eleven-Orange	1:44.066	8	8	3.105	0.139	75.41
8	95	211	Gavin KIRBY	2-Eleven-Black	1:44.068	8	8	3.107	0.002	75.41
9	51	B	David HARVEY	340R	1:48.502	8	8	7.541	4.434	72.33
10	24	C	Doug SETTERS	Elise S1 - S/C Honda	1:48.507	8	8	7.546	0.005	72.32
11	96	B	Rob BEVES	Elise S1 - NA Honda	1:48.835	7	7	7.874	0.328	72.10
12	22	B	Anthony CLARK	Exige S1 - K Turbo	1:52.314	6	8	11.353	3.479	69.87
13	29	B	Craig DENMAN	Elise S1 - Duratec	1:52.390	4	5	11.429	0.076	69.82
14	87	A*	Greg RUMBLE	Lotus Elise	1:55.696	7	7	14.735	3.306	67.83
15	68	B	Phil CHATTERTON	Exige S1 - Audi Turbo	1:56.948	5	8	15.987	1.252	67.10
16	77	B	Chris PEARSON	Lotus Elise	1:58.408	2	2	17.447	1.460	66.27
17	30	B	Chris FELLA	Elise S1 - NA Honda	2:12.691	7	7	31.730	14.283	59.14

Weather / Track : Sunny / Damp

These results are provisional until the conclusion of any judicial and technical matters.

Cadwell Park
Circuit Length = 2.1800 miles
Start: 10:43 End: 11:00

Clerk of Course :

Timekeeper :

Lotus Elise Trophy Classes B & C

QUALIFYING RACE 4 - LAP ANALYSIS

3	Martin DONNELLY		2-Eleven - Silver				
1 -	1:55.199	+ 14.238	10:45:31.898	6 -	1:41.799	+ 0.838	10:54:15.239
2 -	1:48.447	+ 7.486	10:47:20.345	7 -	1:40.961		10:55:56.200
3 -	1:45.461	+ 4.500	10:49:05.806	8 -	1:45.018	+ 4.057	10:57:41.218
4 -	1:44.774	+ 3.813	10:50:50.580	9 -	1:41.063	+ 0.102	10:59:22.281
5 -	1:42.860	+ 1.899	10:52:33.440				
6	Andrew WALSH		Elise S1 - Honda Rotrex				
1 -	1:55.308	+ 13.409	10:45:27.196	6 -	1:43.709	+ 1.810	10:54:19.979
2 -	1:49.417	+ 7.518	10:47:16.613	7 -	1:41.899		10:56:01.878
3 -	1:46.805	+ 4.906	10:49:03.418	8 -	1:48.899	+ 7.000	10:57:50.777
4 -	1:47.935	+ 6.036	10:50:51.353	9 -	1:42.513	+ 0.614	10:59:33.290
5 -	1:44.917	+ 3.018	10:52:36.270				
18	Steve WILLIAMS		Elise S1 - Duratec				
1 -	2:05.786	+ 23.188	10:46:15.040	5 -	1:47.002	+ 4.404	10:53:47.132
2 -	1:57.611	+ 15.013	10:48:12.651	6 -	1:44.570	+ 1.972	10:55:31.702
3 -	1:55.356	+ 12.758	10:50:08.007	7 -	1:43.225	+ 0.627	10:57:14.927
4 -	1:52.123	+ 9.525	10:52:00.130	8 -	1:42.598		10:58:57.525
22	Anthony CLARK		Exige S1 - K Turbo				
1 -	2:12.783	+ 20.469	10:46:14.164	5 -	1:56.156	+ 3.842	10:54:04.978
2 -	2:00.664	+ 8.350	10:48:14.828	6 -	1:52.314		10:55:57.292
3 -	1:57.524	+ 5.210	10:50:12.352	7 -	1:54.862	+ 2.548	10:57:52.154
4 -	1:56.470	+ 4.156	10:52:08.822	8 -	1:53.022	+ 0.708	10:59:45.176
24	Doug SETTERS		Elise S1 - S/C Honda				
1 -	2:10.120	+ 21.613	10:46:06.608	5 -	1:53.527	+ 5.020	10:53:57.956
2 -	2:01.681	+ 13.174	10:48:08.289	6 -	1:53.277	+ 4.770	10:55:51.233
3 -	2:01.083	+ 12.576	10:50:09.372	7 -	1:53.135	+ 4.628	10:57:44.368
4 -	1:55.057	+ 6.550	10:52:04.429	8 -	1:48.507		10:59:32.875
29	Craig DENMAN		Elise S1 - Duratec				
1 -	2:05.812	+ 13.422	10:45:54.564	4 -	1:52.390		10:51:40.297
2 -	1:57.649	+ 5.259	10:47:52.213	5 -	6:49.473	+ 4:57.083	10:58:29.770
3 -	1:55.694	+ 3.304	10:49:47.907				
30	Chris FELLA		Elise S1 - NA Honda				
1 -	2:25.197	+ 12.506	10:46:21.557	5 -	2:14.427	+ 1.736	10:55:31.033
2 -	2:16.455	+ 3.764	10:48:38.012	6 -	2:14.691	+ 2.000	10:57:45.724
3 -	2:21.546	+ 8.855	10:50:59.558	7 -	2:12.691		10:59:58.415
4 -	2:17.048	+ 4.357	10:53:16.606				
51	David HARVEY		340R				
1 -	2:02.134	+ 13.632	10:45:43.458	5 -	1:51.714	+ 3.212	10:53:18.235
2 -	1:56.699	+ 8.197	10:47:40.157	6 -	1:50.767	+ 2.265	10:55:09.002
3 -	1:53.638	+ 5.136	10:49:33.795	7 -	1:49.582	+ 1.080	10:56:58.584
4 -	1:52.726	+ 4.224	10:51:26.521	8 -	1:48.502		10:58:47.086
52	Dominic JACKSON		2-Eleven-Orange				
1 -	1:56.381	+ 12.315	10:45:35.745	5 -	1:47.149	+ 3.083	10:52:56.655
2 -	1:53.963	+ 9.897	10:47:29.708	6 -	1:45.331	+ 1.265	10:54:41.986
3 -	1:48.307	+ 4.241	10:49:18.015	7 -	1:45.467	+ 1.401	10:56:27.453
4 -	1:51.491	+ 7.425	10:51:09.506	8 -	1:44.066		10:58:11.519
55	Chris HEADLAM		Elise S1 - S/C Honda				
1 -	2:02.796	+ 20.451	10:45:47.081	5 -	1:56.049	+ 13.704	10:53:11.924
2 -	1:53.208	+ 10.863	10:47:40.289	6 -	1:43.726	+ 1.381	10:54:55.650
3 -	1:48.319	+ 5.974	10:49:28.608	7 -	1:42.345		10:56:37.995
4 -	1:47.267	+ 4.922	10:51:15.875	8 -	1:42.927	+ 0.582	10:58:20.922

Weather / Track : Sunny / Damp

Cadwell Park
Circuit Length = 2.1800 miles
Start: 10:43 End: 11:00


Lotus Elise Trophy Classes B & C

QUALIFYING RACE 4 - LAP ANALYSIS

57	Andrew WATERS		Exige S1				
1 -	1:56.959	+ 13.032	10:45:35.437	5 -	1:46.176	+ 2.249	10:52:55.292
2 -	1:51.875	+ 7.948	10:47:27.312	6 -	1:46.034	+ 2.107	10:54:41.326
3 -	1:50.492	+ 6.565	10:49:17.804	7 -	1:43.927		10:56:25.253
4 -	1:51.312	+ 7.385	10:51:09.116	8 -	1:44.060	+ 0.133	10:58:09.313
68	Phil CHATTERTON		Exige S1 - Audi Turbo				
1 -	2:06.458	+ 9.510	10:45:53.341	5 -	1:56.948		10:53:57.058
2 -	2:03.187	+ 6.239	10:47:56.528	6 -	1:57.023	+ 0.075	10:55:54.081
3 -	2:00.346	+ 3.398	10:49:56.874	7 -	1:59.272	+ 2.324	10:57:53.353
4 -	2:03.236	+ 6.288	10:52:00.110	8 -	1:59.972	+ 3.024	10:59:53.325
77	Chris PEARSON		Lotus Elise				
1 -	2:09.921	+ 11.513	10:46:15.752	2 -	1:58.408		10:48:14.160
78	Ben PITCH		Elise S1 - NA Honda				
1 -	2:02.149	+ 20.369	10:45:47.657	5 -	1:53.585	+ 11.805	10:53:15.817
2 -	1:53.744	+ 11.964	10:47:41.401	6 -	1:43.729	+ 1.949	10:54:59.546
3 -	1:48.456	+ 6.676	10:49:29.857	7 -	1:41.780		10:56:41.326
4 -	1:52.375	+ 10.595	10:51:22.232	8 -	1:42.199	+ 0.419	10:58:23.525
87	Greg RUMBLE		Lotus Elise				
1 -	2:17.994	+ 22.298	10:46:53.036	5 -	2:02.430	+ 6.734	10:55:26.050
2 -	2:15.552	+ 19.856	10:49:08.588	6 -	1:58.451	+ 2.755	10:57:24.501
3 -	2:10.801	+ 15.105	10:51:19.389	7 -	1:55.696		10:59:20.197
4 -	2:04.231	+ 8.535	10:53:23.620				
95	Gavin KIRBY		2-Eleven-Black				
1 -	2:01.786	+ 17.718	10:45:34.027	5 -	1:47.749	+ 3.681	10:53:00.237
2 -	1:57.207	+ 13.139	10:47:31.234	6 -	1:46.967	+ 2.899	10:54:47.204
3 -	1:51.323	+ 7.255	10:49:22.557	7 -	1:44.727	+ 0.659	10:56:31.931
4 -	1:49.931	+ 5.863	10:51:12.488	8 -	1:44.068		10:58:15.999
96	Rob BEVES		Elise S1 - NA Honda				
1 -	2:02.932	+ 14.097	10:48:01.557	5 -	1:51.790	+ 2.955	10:55:41.721
2 -	1:58.332	+ 9.497	10:49:59.889	6 -	1:51.268	+ 2.433	10:57:32.989
3 -	1:56.639	+ 7.804	10:51:56.528	7 -	1:48.835		10:59:21.824
4 -	1:53.403	+ 4.568	10:53:49.931				

Lotus Elise Trophy Classes B & C

RACE 4 - GRID

ROW 9		2:12.691 30 Chris FELLA
ROW 8	1:58.408 77 Chris PEARSON	1:56.948 68 Phil CHATTERTON
ROW 7	1:55.696 87 Greg RUMBLE	1:52.390 29 Craig DENMAN
ROW 6	1:52.314 22 Anthony CLARK	1:48.835 96 Rob BEVES
ROW 5	1:48.507 24 Doug SETTERS	1:48.502 51 David HARVEY
ROW 4	1:44.068 95 Gavin KIRBY	1:44.066 52 Dominic JACKSON
ROW 3	1:43.927 57 Andrew WATERS	1:42.598 18 Steve WILLIAMS
ROW 2	1:42.345 55 Chris HEADLAM	1:41.899 6 Andrew WALSH
ROW 1	1:41.780 78 Ben PITCH	1:40.961 3 Martin DONNELLY
Pole		
		

Cadwell Park
Circuit Length = 2.1800 miles

Clerk of Course :

Timekeeper :

Lotus Elise Trophy Classes B & C

RACE 4 - CLASSIFICATION

POS	NO	CL	NAME	ENTRY	LAPS	TIME	GAP	DIFF	MPH	BEST	ON
1	3	C	Martin DONNELLY	2-Eleven - Silver	12	20:06.359			78.06	1:38.653	4
2	6	C	Andrew WALSH	Elise S1 - Honda Rotrex	12	20:08.640	2.281	2.281	77.91	1:39.019	3
3	78	B	Ben PITCH	Elise S1 - NA Honda	12	20:16.550	10.191	7.910	77.41	1:39.572	2
4	51	B	David HARVEY	340R	12	20:50.708	44.349	34.158	75.29	1:41.577	3
5	96	B	Rob BEVES	Elise S1 - NA Honda	12	20:52.606	46.247	1.898	75.18	1:40.780	12
6	57	B	Andrew WATERS	Exige S1	12	20:55.188	48.829	2.582	75.03	1:40.485	9
7	52	211	Dominic JACKSON	2-Eleven-Orange	12	21:08.797	1:02.438	13.609	74.22	1:40.721	4
8	87	A*	Greg RUMBLE	Lotus Elise	11	20:30.269	1 lap	1 lap	70.17	1:48.174	10
9	68	B	Phil CHATTERTON	Exige S1 - Audi Turbo	11	20:44.284	1 lap	14.015	69.38	1:48.673	4
10	30	B	Chris FELLA	Elise S1 - NA Honda	11	21:14.595	1 lap	30.311	67.73	1:51.121	11
NOT CLASSIFIED											
DNF	22	B	Anthony CLARK	Exige S1 - K Turbo	9	16:10.156	3 laps	2 laps	72.80	1:42.322	3
DNF	29	B	Craig DENMAN	Elise S1 - Duratec	3	5:12.202	9 laps	6 laps	75.41	1:40.532	3
DNF	77	B	Chris PEARSON	Lotus Elise	3	5:29.043	9 laps	16.841	71.55	1:43.023	2
DNF	18	B	Steve WILLIAMS	Elise S1 - Duratec	1	1:49.057	11 laps	2 laps	71.96	1:49.057	1
DNF	95	211	Gavin KIRBY	2-Eleven-Black	4	6:45.207	8 laps	0.000	77.47	1:39.105	4
DNF	55	C	Chris HEADLAM	Elise S1 - S/C Honda	5	8:23.304	7 laps	0.000	77.96	1:38.889	2
DNF	24	C	Doug SETTERS	Elise S1 - S/C Honda	4	7:19.987	8 laps	1 lap	71.34	1:45.534	4
FASTEST LAP											
3	C	Martin DONNELLY	2-Eleven - Silver	4	1:38.653	79.55 mph	128.02 kph				
78	B	Ben PITCH	Elise S1 - NA Honda	2	1:39.572	78.81 mph	126.84 kph				
95	211	Gavin KIRBY	2-Eleven-Black	4	1:39.105	79.18 mph	127.44 kph				
87	A*	Greg RUMBLE	Lotus Elise	10	1:48.174	72.55 mph	116.75 kph				

Weather / Track : Bright / Dry

These results are provisional until the conclusion of any judicial and technical matters.

Cadwell Park
Circuit Length = 2.1800 miles
Start: 14:03 End: 14:25

Clerk of Course :		Timekeeper :
-------------------	--	--------------

Lotus Elise Trophy Classes B & C

RACE 4 - LAP CHART

Lap 1			Lap 2			Lap 3			Lap 4			Lap 5		
No	Behind	Laptime	No	Behind	Laptime	No	Behind	Laptime	No	Behind	Laptime	No	Behind	Laptime
3		1:43.368	3		1:38.801	3		1:40.554	3		1:38.653	3		1:38.944
55	0.888	1:44.256	55	0.976	1:38.889	55	0.135	1:39.713	55	1.276	1:39.794	6	2.391	1:39.736
6	1.411	1:44.779	6	1.898	1:39.288	6	0.363	1:39.019	6	1.599	1:39.889	55	2.984	1:40.652
78	2.647	1:46.015	78	3.418	1:39.572	78	2.578	1:39.714	78	3.565	1:39.640	78	4.337	1:39.716
95	3.649	1:47.017	95	4.111	1:39.263	95	3.379	1:39.822	95	3.831	1:39.105	51	25.786	1:48.550
52	5.335	1:48.703	52	7.680	1:41.146	52	7.969	1:40.843	52	10.037	1:40.721	22	26.709	1:46.180
18	5.689	1:49.057	29	9.501	1:42.117	29	9.479	1:40.532	51	16.180	1:42.555	52	30.008	1:58.915
57	5.979	1:49.347	51	11.255	1:43.086	51	12.278	1:41.577	22	19.473	1:43.057	96	30.240	1:44.274
29	6.185	1:49.553	22	13.301	1:42.866	22	15.069	1:42.322	96	24.910	1:42.817	57	33.671	1:46.839
51	6.970	1:50.338	96	13.572	1:42.879	96	20.746	1:47.728	57	25.776	1:42.757	68	58.778	1:52.456
22	9.236	1:52.604	77	14.516	1:43.023	57	21.672	1:42.691	24	38.611	1:45.534	87	1:06.299	1:59.221
96	9.494	1:52.862	57	19.535	1:52.357	77	26.320	1:52.358	68	45.266	1:48.673	30	1:34.278	1:58.081
77	10.294	1:53.662	68	25.604	1:50.329	24	31.730	1:46.308	87	46.022	1:48.714			
68	14.076	1:57.444	24	25.976	1:46.896	68	35.246	1:50.196	30	1:15.141	1:57.233			
87	15.490	1:58.858	87	27.535	1:50.846	87	35.961	1:48.980						
24	17.881	2:01.249	30	41.891	1:58.180	30	56.561	1:55.224						
30	22.512	2:05.880												

Lotus Elise Trophy Classes B & C

RACE 4 - LAP CHART

Lap 6			Lap 7			Lap 8			Lap 9			Lap 10		
No	Behind	Laptime	No	Behind	Laptime	No	Behind	Laptime	No	Behind	Laptime	No	Behind	Laptime
3		1:42.900	3		1:41.831	3		1:40.656	6		1:40.293	3		1:40.454
6	1.713	1:42.222	6	1.070	1:41.188	6	0.610	1:40.196	3	0.922	1:41.825	6	1.948	1:43.324
78	4.202	1:42.765	78	5.305	1:42.934	78	5.939	1:41.290	78	5.739	1:40.703	87	1 LAP	1:51.138
51	29.223	1:46.337	30	1 LAP	1:56.767	30	1 LAP	1:53.188	30	1 LAP	1:51.862	78	5.881	1:41.518
22	29.854	1:46.045	51	30.221	1:42.829	51	33.381	1:43.816	51	35.705	1:43.227	68	1 LAP	1:54.892
52	34.211	1:47.103	96	35.974	1:43.404	96	37.554	1:42.236	96	38.531	1:41.880	51	37.358	1:43.029
96	34.401	1:47.061	52	38.114	1:45.734	57	39.776	1:41.913	57	39.358	1:40.485	96	42.347	1:45.192
57	37.369	1:46.598	57	38.519	1:42.981	52	43.088	1:45.630	52	46.733	1:44.548	57	43.203	1:45.221
68	1:09.057	1:53.179	22	55.115	2:07.092	22	59.198	1:44.739	22	1:03.546	1:45.251	30	1 LAP	1:55.101
87	1:15.599	1:52.200	68	1:21.590	1:54.364	68	1:36.302	1:55.368				52	50.139	1:44.782
			87	1:24.886	1:51.118	87	1:36.923	1:52.693						


Lotus Elise Trophy Classes B & C

RACE 4 - LAP CHART

Lap 11			Lap 12		
No	Behind	Laptime	No	Behind	Laptime
3		1:39.252	3		1:39.121
6	2.206	1:39.510	6	2.281	1:39.196
78	8.517	1:41.888	78	10.191	1:40.795
87	1 LAP	1:48.174	87	1 LAP	1:48.327
68	1 LAP	1:53.900	68	1 LAP	1:53.483
51	40.889	1:42.783	51	44.349	1:42.581
96	44.588	1:41.493	96	46.247	1:40.780
57	45.914	1:41.963	57	48.829	1:42.036
52	56.174	1:45.287	52	1:02.438	1:45.385
30	1 LAP	1:51.958	30	1 LAP	1:51.121

Lotus Elise Trophy Classes B & C

RACE 8 - GRID

ROW 9		1:49.057 18 Steve WILLIAMS
ROW 8	1:43.023 77 Chris PEARSON	1:40.532 29 Craig DENMAN
ROW 7	1:45.534 24 Doug SETTERS	1:39.105 95 Gavin KIRBY
ROW 6	1:38.889 55 Chris HEADLAM	1:42.322 22 Anthony CLARK
ROW 5	30 Chris FELLA	68 Phil CHATTERTON
ROW 4	87 Greg RUMBLE	52 Dominic JACKSON
ROW 3	57 Andrew WATERS	96 Rob BEVES
ROW 2	51 David HARVEY	78 Ben PITCH
ROW 1	6 Andrew WALSH	3 Martin DONNELLY
Pole		
		

Cadwell Park
Circuit Length = 2.1800 miles

Clerk of Course :

Timekeeper :

Lotus Elise Trophy Classes B & C

RACE 8 - CLASSIFICATION

POS	NO	CL	NAME	ENTRY	LAPS	TIME	GAP	DIFF	MPH	BEST	ON
1	6	C	Andrew WALSH	Elise S1 - Honda Rotrex	13	21:32.832			78.91	1:37.562	8
2	3	C	Martin DONNELLY	2-Eleven - Silver	13	21:33.767	0.935	0.935	78.85	1:37.864	7
3	78	B	Ben PITCH	Elise S1 - NA Honda	13	21:35.042	2.210	1.275	78.78	1:38.406	6
4	96	B	Rob BEVES	Elise S1 - NA Honda	13	21:48.427	15.595	13.385	77.97	1:39.158	4
5	57	B	Andrew WATERS	Exige S1	13	21:56.475	23.643	8.048	77.49	1:39.333	6
6	51	B	David HARVEY	340R	13	22:11.551	38.719	15.076	76.62	1:40.936	6
7	52	211	Dominic JACKSON	2-Eleven-Orange	13	22:24.481	51.649	12.930	75.88	1:40.712	12
8	18	B	Steve WILLIAMS	Elise S1 - Duratec	13	22:42.882	1:10.050	18.401	74.85	1:40.310	4
9	55	C	Chris HEADLAM	Elise S1 - S/C Honda	13	23:01.805	1:28.973	18.923	73.83	1:42.688	13
10	24	C	Doug SETTERS	Elise S1 - S/C Honda	13	23:02.521	1:29.689	0.716	73.79	1:42.447	13
11	87	A*	Greg RUMBLE	Lotus Elise	12	21:48.325	1 lap	1 lap	71.98	1:45.989	12
12	68	B	Phil CHATTERTON	Exige S1 - Audi Turbo	12	22:11.317	1 lap	22.992	70.73	1:48.476	7
13	30	B	Chris FELLA	Elise S1 - NA Honda	12	22:22.001	1 lap	10.684	70.17	1:48.311	4

NOT CLASSIFIED

DNF	77	B	Chris PEARSON	Lotus Elise	3	5:20.983	10 laps	9 laps	73.35	1:42.745	3
-----	----	---	---------------	-------------	---	----------	---------	--------	-------	----------	---

FASTEST LAP

6	C	Andrew WALSH	Elise S1 - Honda Rotrex	8	1:37.562	80.44 mph	129.45 kph
78	B	Ben PITCH	Elise S1 - NA Honda	6	1:38.406	79.75 mph	128.34 kph
52	211	Dominic JACKSON	2-Eleven-Orange	12	1:40.712	77.92 mph	125.40 kph
87	A*	Greg RUMBLE	Lotus Elise	12	1:45.989	74.04 mph	119.16 kph

Weather / Track : Bright / Dry

These results are provisional until the conclusion of any judicial and technical matters.

Cadwell Park
Circuit Length = 2.1800 miles
Start: 16:14 End: 16:37

Clerk of Course :	Timekeeper :
-------------------	--------------

Lotus Elise Trophy Classes B & C

RACE 8 - LAP CHART

Lap 1			Lap 2			Lap 3			Lap 4			Lap 5		
No	Behind	Laptime	No	Behind	Laptime	No	Behind	Laptime	No	Behind	Laptime	No	Behind	Laptime
6		1:43.548	6		1:38.946	6		1:37.874	6		1:39.618	6		1:40.493
3	0.971	1:44.519	3	0.800	1:38.775	3	0.937	1:38.011	3	1.007	1:39.688	3	0.646	1:40.132
78	2.007	1:45.555	78	2.067	1:39.006	78	3.643	1:39.450	78	3.599	1:39.574	78	1.963	1:38.857
96	3.265	1:46.813	96	4.605	1:40.286	96	8.173	1:41.442	96	7.713	1:39.158	96	7.263	1:40.043
51	4.290	1:47.838	57	6.457	1:40.420	57	9.083	1:40.500	57	10.130	1:40.665	57	9.379	1:39.742
57	4.983	1:48.531	51	7.551	1:42.207	51	10.906	1:41.229	51	12.493	1:41.205	51	13.096	1:41.096
52	6.672	1:50.220	52	11.711	1:43.985	52	18.427	1:44.590	52	22.239	1:43.430	52	26.257	1:44.511
77	11.381	1:54.929	77	15.744	1:43.309	77	20.615	1:42.745	55	32.054	1:46.394	18	37.734	1:42.427
55	12.356	1:55.904	55	18.158	1:44.748	55	25.278	1:44.994	18	35.800	1:40.310	55	38.627	1:47.066
18	12.661	1:56.209	30	26.799	1:50.311	18	35.108	1:43.893	30	47.032	1:48.311	24	52.409	1:45.758
30	15.434	1:58.982	87	27.737	1:50.417	30	38.339	1:49.414	24	47.144	1:48.280	87	56.910	1:49.049
87	16.266	1:59.814	68	28.439	1:50.492	24	38.482	1:47.863	87	48.354	1:48.193	68	1:02.419	1:51.162
68	16.893	2:00.441	24	28.493	1:49.825	87	39.779	1:49.916	68	51.750	1:49.914	30	1:06.513	1:59.974
24	17.614	2:01.162	18	29.089	1:55.374	68	41.454	1:50.889						

Lotus Elise Trophy Classes B & C

RACE 8 - LAP CHART

Lap 6			Lap 7			Lap 8			Lap 9			Lap 10		
No	Behind	Laptime	No	Behind	Laptime	No	Behind	Laptime	No	Behind	Laptime	No	Behind	Laptime
6		1:38.072	6		1:37.912	6		1:37.562	6		1:39.035	6		1:39.630
3	0.699	1:38.125	3	0.651	1:37.864	3	0.967	1:37.878	3	0.827	1:38.895	3	0.777	1:39.580
78	2.297	1:38.406	78	2.871	1:38.486	78	3.933	1:38.624	78	4.702	1:39.804	78	4.848	1:39.776
96	8.878	1:39.687	96	10.540	1:39.574	96	12.985	1:40.007	30	1 LAP	1:51.840	68	1 LAP	1:51.905
57	10.640	1:39.333	57	14.260	1:41.532	57	16.658	1:39.960	96	13.358	1:39.408	96	14.454	1:40.726
51	15.960	1:40.936	51	20.249	1:42.201	51	25.980	1:43.293	57	17.219	1:39.596	30	1 LAP	1:51.513
52	32.996	1:44.811	52	38.060	1:42.976	52	43.144	1:42.646	51	29.615	1:42.670	57	18.913	1:41.324
18	41.638	1:41.976	18	45.821	1:42.095	18	49.429	1:41.170	52	46.294	1:42.185	51	32.686	1:42.701
55	45.610	1:45.055	55	52.637	1:44.939	55	1:00.815	1:45.740	18	51.389	1:40.995	52	48.229	1:41.565
24	59.870	1:45.533	24	1:06.941	1:44.983	24	1:13.750	1:44.371	55	1:08.751	1:46.971	18	52.235	1:40.476
87	1:06.096	1:47.258	87	1:15.196	1:47.012	87	1:25.131	1:47.497	24	1:18.292	1:43.577	55	1:16.480	1:47.359
68	1:14.091	1:49.744	68	1:24.655	1:48.476	68	1:36.150	1:49.057	87	1:33.508	1:47.412	24	1:21.714	1:43.052
30	1:18.838	1:50.397	30	1:30.435	1:49.509									

Lotus Elise Trophy Classes B & C

RACE 8 - LAP CHART

Lap 11			Lap 12			Lap 13		
No	Behind	Laptime	No	Behind	Laptime	No	Behind	Laptime
6		1:39.315	6		1:39.903	6		1:40.924
3	1.103	1:39.641	3	0.695	1:39.495	3	0.935	1:41.164
87	1 LAP	1:49.597	78	3.572	1:39.097	78	2.210	1:39.562
78	4.378	1:38.845	87	1 LAP	1:46.171	87	1 LAP	1:45.989
96	16.663	1:41.524	96	16.386	1:39.626	96	15.595	1:40.133
68	1 LAP	1:51.131	57	23.319	1:41.433	57	23.643	1:41.248
57	21.789	1:42.191	68	1 LAP	1:49.115	68	1 LAP	1:48.991
30	1 LAP	1:50.432	51	37.008	1:41.911	51	38.719	1:42.635
51	35.000	1:41.629	30	1 LAP	1:50.595	30	1 LAP	1:50.723
52	50.111	1:41.197	52	50.920	1:40.712	52	51.649	1:41.653
18	59.196	1:46.276	18	1:05.162	1:45.869	18	1:10.050	1:45.812
55	1:22.975	1:45.810	55	1:27.209	1:44.137	55	1:28.973	1:42.688
24	1:25.555	1:43.156	24	1:28.166	1:42.514	24	1:29.689	1:42.447

MGCC MG Trophy Championship

QUALIFYING RACE 5 - CLASSIFICATION

POS	NO	CL	NAME	ENTRY	TIME	ON	LAPS	GAP	DIFF	MPH
1	11	A	Eugene O'BRIEN	MGF TF 190	1:41.312	4	6			77.46
2	69	B	Paul LUTI	MG ZR 190	1:41.324	4	6	0.012	0.012	77.45
3	3	B	Christopher BRAY	MG ZR 190	1:41.808	5	5	0.496	0.484	77.08
4	4	B	Paul WALLACE	MG ZR 190	1:42.424	5	5	1.112	0.616	76.62
5	6	B	Dean CLEMENTS	MG ZR 190	1:43.158	6	6	1.846	0.734	76.07
6	2	B	Malcolm GAMMONS	MG ZR 190	1:43.481	5	6	2.169	0.323	75.84
7	87	B	Colin ROBERTSON	MG ZR 190	1:43.865	5	5	2.553	0.384	75.56
8	19	A	Andy RAINE	MGF TF 190	1:44.694	5	5	3.382	0.829	74.96
9	9	B	Ben JACQUES	MG ZR 190	1:45.422	5	5	4.110	0.728	74.44
10	18	A	Tony RAINE	MGF TF 190	1:46.119	3	5	4.807	0.697	73.95
11	99	B	Nicholas BARFOOT	MG ZR 190	1:46.893	4	6	5.581	0.774	73.41
12	21	B	Doug COLE	MG ZR 190	1:46.930	5	5	5.618	0.037	73.39
13	92	B	Graham ROSS	MG ZR 190	1:47.318	6	6	6.006	0.388	73.12
14	83	B	David COULTHARD	MG ZR 190	1:48.806	5	5	7.494	1.488	72.12
15	10	B	Sean PETERS	MG ZR 190	1:48.810	5	5	7.498	0.004	72.12
16	12	A	Philip STANDISH	MGF TF 190	1:49.663	4	5	8.351	0.853	71.56
17	5	C	Charlie BROWN	MG ZR160	1:51.929	5	5	10.617	2.266	70.11
18	14	C	Charles HAZEL	MG ZR 160	1:57.294	5	5	15.982	5.365	66.90

Weather / Track : Sunny / Damp

These results are provisional until the conclusion of any judicial and technical matters.

Cadwell Park
 Circuit Length = 2.1800 miles
 Start: 11:06 End: 11:18

Clerk of Course :		Timekeeper :
-------------------	--	--------------

MGCC MG Trophy Championship

QUALIFYING RACE 5 - LAP ANALYSIS

2	Malcolm GAMMONS			MG ZR 190			
1 -	1:56.041	+ 12.560	11:09:07.938	4 -	1:44.019	+ 0.538	11:14:24.360
2 -	1:48.046	+ 4.565	11:10:55.984	5 -	1:43.481		11:16:07.841
3 -	1:44.357	+ 0.876	11:12:40.341	6 -	1:46.206	+ 2.725	11:17:54.047
3	Christopher BRAY			MG ZR 190			
1 -	2:18.112	+ 36.304	11:09:41.097	4 -	1:44.103	+ 2.295	11:15:04.024
2 -	1:53.694	+ 11.886	11:11:34.791	5 -	1:41.808		11:16:45.832
3 -	1:45.130	+ 3.322	11:13:19.921				
4	Paul WALLACE			MG ZR 190			
1 -	2:00.988	+ 18.564	11:09:14.824	4 -	1:45.462	+ 3.038	11:14:34.302
2 -	1:49.855	+ 7.431	11:11:04.679	5 -	1:42.424		11:16:16.726
3 -	1:44.161	+ 1.737	11:12:48.840				
5	Charlie BROWN			MG ZR160			
1 -	1:59.144	+ 7.215	11:08:46.424	4 -	1:54.185	+ 2.256	11:14:28.118
2 -	1:53.454	+ 1.525	11:10:39.878	5 -	1:51.929		11:16:20.047
3 -	1:54.055	+ 2.126	11:12:33.933				
6	Dean CLEMENTS			MG ZR 190			
1 -	1:58.322	+ 15.164	11:09:10.004	4 -	1:43.501	+ 0.343	11:14:24.910
2 -	1:46.765	+ 3.607	11:10:56.769	5 -	1:43.398	+ 0.240	11:16:08.308
3 -	1:44.640	+ 1.482	11:12:41.409	6 -	1:43.158		11:17:51.466
9	Ben JACQUES			MG ZR 190			
1 -	2:11.977	+ 26.555	11:09:29.596	4 -	1:48.729	+ 3.307	11:15:06.163
2 -	1:57.010	+ 11.588	11:11:26.606	5 -	1:45.422		11:16:51.585
3 -	1:50.828	+ 5.406	11:13:17.434				
10	Sean PETERS			MG ZR 190			
1 -	2:03.066	+ 14.256	11:09:00.169	4 -	1:52.574	+ 3.764	11:14:37.380
2 -	1:52.989	+ 4.179	11:10:53.158	5 -	1:48.810		11:16:26.190
3 -	1:51.648	+ 2.838	11:12:44.806				
11	Eugene O'BRIEN			MGF TF 190			
1 -	1:50.590	+ 9.278	11:08:39.153	4 -	1:41.312		11:13:47.216
2 -	1:43.965	+ 2.653	11:10:23.118	5 -	1:42.107	+ 0.795	11:15:29.323
3 -	1:42.786	+ 1.474	11:12:05.904	6 -	1:42.904	+ 1.592	11:17:12.227
12	Philip STANDISH			MGF TF 190			
1 -	1:51.896	+ 2.233	11:08:50.817	4 -	1:49.663		11:14:20.414
2 -	1:49.689	+ 0.026	11:10:40.506	5 -	1:57.647	+ 7.984	11:16:18.061
3 -	1:50.245	+ 0.582	11:12:30.751				
14	Charles HAZEL			MG ZR 160			
1 -	2:10.475	+ 13.181	11:09:19.474	4 -	1:58.687	+ 1.393	11:15:16.529
2 -	1:59.357	+ 2.063	11:11:18.831	5 -	1:57.294		11:17:13.823
3 -	1:59.011	+ 1.717	11:13:17.842				
18	Tony RAINE			MGF TF 190			
1 -	2:15.751	+ 29.632	11:09:44.822	4 -	2:07.546	+ 21.427	11:15:29.027
2 -	1:50.540	+ 4.421	11:11:35.362	5 -	1:49.281	+ 3.162	11:17:18.308
3 -	1:46.119		11:13:21.481				
19	Andy RAINE			MGF TF 190			
1 -	1:59.732	+ 15.038	11:09:11.035	4 -	1:48.808	+ 4.114	11:14:35.642
2 -	1:49.245	+ 4.551	11:11:00.280	5 -	1:44.694		11:16:20.336
3 -	1:46.554	+ 1.860	11:12:46.834				
21	Doug COLE			MG ZR 190			
1 -	2:08.374	+ 21.444	11:10:00.149	4 -	1:49.222	+ 2.292	11:15:32.564

Cadwell Park
 Circuit Length = 2.1800 miles
 Start: 11:06 End: 11:18

Weather / Track : Sunny / Damp


MGCC MG Trophy Championship

QUALIFYING RACE 5 - LAP ANALYSIS

2 -	1:53.657	+ 6.727	11:11:53.806	5 -	1:46.930		11:17:19.494
3 -	1:49.536	+ 2.606	11:13:43.342				
69	Paul LUTI		MG ZR 190				
1 -	1:50.480	+ 9.156	11:08:41.120	4 -	1:41.324		11:13:49.113
2 -	1:44.573	+ 3.249	11:10:25.693	5 -	1:43.736	+ 2.412	11:15:32.849
3 -	1:42.096	+ 0.772	11:12:07.789	6 -	1:44.394	+ 3.070	11:17:17.243
83	David COULTHARD		MG ZR 190				
1 -	2:07.707	+ 18.901	11:09:17.196	4 -	1:49.986	+ 1.180	11:14:49.312
2 -	1:52.315	+ 3.509	11:11:09.511	5 -	1:48.806		11:16:38.118
3 -	1:49.815	+ 1.009	11:12:59.326				
87	Colin ROBERTSON		MG ZR 190				
1 -	2:19.738	+ 35.873	11:09:36.026	4 -	1:44.637	+ 0.772	11:14:57.786
2 -	1:50.099	+ 6.234	11:11:26.125	5 -	1:43.865		11:16:41.651
3 -	1:47.024	+ 3.159	11:13:13.149				
92	Graham ROSS		MG ZR 190				
1 -	1:56.973	+ 9.655	11:08:51.503	4 -	1:49.632	+ 2.314	11:14:21.117
2 -	1:49.790	+ 2.472	11:10:41.293	5 -	1:50.218	+ 2.900	11:16:11.335
3 -	1:50.192	+ 2.874	11:12:31.485	6 -	1:47.318		11:17:58.653
99	Nicholas BARFOOT		MG ZR 190				
1 -	1:51.273	+ 4.380	11:08:40.084	4 -	1:46.893		11:14:05.934
2 -	1:48.650	+ 1.757	11:10:28.734	5 -	1:48.467	+ 1.574	11:15:54.401
3 -	1:50.307	+ 3.414	11:12:19.041	6 -	1:51.731	+ 4.838	11:17:46.132

MGCC MG Trophy Championship

RACE 5 - GRID

ROW 9	1:57.294 14 Charles HAZEL	1:51.929 5 Charlie BROWN
ROW 8	1:49.663 12 Philip STANDISH	1:48.810 10 Sean PETERS
ROW 7	1:48.806 83 David COULTHARD	1:47.318 92 Graham ROSS
ROW 6	1:46.930 21 Doug COLE	1:46.893 99 Nicholas BARFOOT
ROW 5	1:46.119 18 Tony RAINE	1:45.422 9 Ben JACQUES
ROW 4	1:44.694 19 Andy RAINE	1:43.865 87 Colin ROBERTSON
ROW 3	1:43.481 2 Malcolm GAMMONS	1:43.158 6 Dean CLEMENTS
ROW 2	1:42.424 4 Paul WALLACE	1:41.808 3 Christopher BRAY
ROW 1	1:41.324 69 Paul LUTI	1:41.312 11 Eugene O'BRIEN
Pole		
		


Cadwell Park
Circuit Length = 2.1800 miles

These results are provisional until the conclusion of any judicial and technical matters.

Clerk of Course :		Timekeeper :
-------------------	--	--------------

MGCC MG Trophy Championship

RACE 11 - GRID

ROW 9	1:58.687 14 Charles HAZEL	1:53.454 5 Charlie BROWN
ROW 8	1:51.648 10 Sean PETERS	1:49.815 83 David COULTHARD
ROW 7	1:49.689 12 Philip STANDISH	1:49.632 92 Graham ROSS
ROW 6	1:49.281 18 Tony RAINE	1:49.222 21 Doug COLE
ROW 5	1:48.729 9 Ben JACQUES	1:48.467 99 Nicholas BARFOOT
ROW 4	1:46.554 19 Andy RAINE	1:44.637 87 Colin ROBERTSON
ROW 3	1:44.161 4 Paul WALLACE	1:44.103 3 Christopher BRAY
ROW 2	1:44.019 2 Malcolm GAMMONS	1:43.398 6 Dean CLEMENTS
ROW 1	1:42.107 11 Eugene O'BRIEN	1:42.096 69 Paul LUTI
Pole		
		

Cadwell Park
Circuit Length = 2.1800 miles

These results are provisional until the conclusion of any judicial and technical matters.

Clerk of Course :		Timekeeper :
-------------------	--	--------------

MGCC MG Trophy Championship

RACE 5 - CLASSIFICATION

POS	NO	CL	NAME	ENTRY	LAPS	TIME	GAP	DIFF	MPH	BEST	ON
1	69	B	Paul LUTI	MG ZR 190	9	15:22.185			76.59	1:41.356	2
2	3	B	Christopher BRAY	MG ZR 190	9	15:22.598	0.413	0.413	76.55	1:40.570	3
3	6	B	Dean CLEMENTS	MG ZR 190	9	15:23.130	0.945	0.532	76.51	1:41.234	3
4	2	B	Malcolm GAMMONS	MG ZR 190	9	15:23.589	1.404	0.459	76.47	1:40.472	5
5	87	B	Colin ROBERTSON	MG ZR 190	9	15:28.639	6.454	5.050	76.06	1:41.209	8
6	9	B	Ben JACQUES	MG ZR 190	9	15:36.305	14.120	7.666	75.43	1:42.258	3
7	21	B	Doug COLE	MG ZR 190	9	15:42.846	20.661	6.541	74.91	1:41.954	7
8	19	A	Andy RAINE	MGF TF 190	9	15:44.370	22.185	1.524	74.79	1:42.329	3
9	12	A	Philip STANDISH	MGF TF 190	9	15:55.651	33.466	11.281	73.91	1:43.603	3
10	18	A	Tony RAINE	MGF TF 190	9	15:56.277	34.092	0.626	73.86	1:43.907	9
11	83	B	David COULTHARD	MG ZR 190	9	16:03.023	40.838	6.746	73.34	1:44.589	3
12	10	B	Sean PETERS	MG ZR 190	9	16:34.518	1:12.333	31.495	71.02	1:43.718	3
13	5	C	Charlie BROWN	MG ZR160	9	16:53.025	1:30.840	18.507	69.72	1:50.932	3
14	14	C	Charles HAZEL	MG ZR 160	9	17:12.258	1:50.073	19.233	68.42	1:52.278	8

NOT CLASSIFIED

DNF	11	A	Eugene O'BRIEN	MGF TF 190	4	6:56.130	5 laps	5 laps	75.43	1:42.544	3
DNF	99	B	Nicholas BARFOOT	MG ZR 190	7	12:27.205	2 laps	0.000	73.52	1:42.068	3
DNF	4	B	Paul WALLACE	MG ZR 190	4	7:01.946	5 laps	3 laps	74.39	1:41.506	2
DNF	92	B	Graham ROSS	MG ZR 190	4	7:08.284	5 laps	6.338	73.29	1:43.738	3

FASTEST LAP

2	B	Malcolm GAMMONS	MG ZR 190	5	1:40.472	78.11 mph	125.70 kph
5	C	Charlie BROWN	MG ZR160	3	1:50.932	70.74 mph	113.85 kph
19	A	Andy RAINE	MGF TF 190	3	1:42.329	76.69 mph	123.42 kph

Weather / Track : Bright / Dry

These results are provisional until the conclusion of any judicial and technical matters.

Cadwell Park
Circuit Length = 2.1800 miles
Start: 14:38 End: 14:56

Clerk of Course :

Timekeeper :

MGCC MG Trophy Championship

RACE 5 - LAP CHART

Lap 1			Lap 2			Lap 3			Lap 4			Lap 5		
No	Behind	Laptime	No	Behind	Laptime	No	Behind	Laptime	No	Behind	Laptime	No	Behind	Laptime
69		1:44.603	69		1:41.356	69		1:42.070	69		1:42.835	69		1:41.927
4	0.657	1:45.260	4	0.807	1:41.506	4	0.301	1:41.564	3	3.131	1:45.180	3	2.101	1:40.897
3	2.120	1:46.723	3	2.286	1:41.522	3	0.786	1:40.570	6	4.003	1:43.804	6	3.609	1:41.533
2	2.749	1:47.352	2	2.524	1:41.131	2	1.207	1:40.753	11	5.266	1:42.712	2	4.421	1:40.472
11	3.241	1:47.844	6	3.870	1:41.964	6	3.034	1:41.234	2	5.876	1:47.504	87	7.463	1:42.378
6	3.262	1:47.865	11	4.915	1:43.030	11	5.389	1:42.544	87	7.012	1:43.188	9	8.687	1:42.566
87	4.015	1:48.618	87	5.316	1:42.657	99	5.929	1:42.068	9	8.048	1:43.234	21	9.492	1:42.766
99	4.507	1:49.110	99	5.931	1:42.780	87	6.659	1:43.413	21	8.653	1:43.039	19	11.956	1:42.776
9	5.564	1:50.167	9	7.461	1:43.253	9	7.649	1:42.258	4	11.082	1:53.616	18	20.948	1:46.509
19	6.041	1:50.644	21	8.536	1:43.494	21	8.449	1:41.983	19	11.107	1:44.501	12	21.576	1:45.654
21	6.398	1:51.001	19	9.182	1:44.497	19	9.441	1:42.329	18	16.366	1:46.351	99	25.842	1:44.937
18	7.760	1:52.363	18	10.725	1:44.321	18	12.850	1:44.195	10	17.267	1:46.528	83	27.644	1:50.067
92	8.570	1:53.173	92	11.508	1:44.294	92	13.176	1:43.738	92	17.420	1:47.079	10	44.352	2:09.012
10	9.031	1:53.634	10	11.926	1:44.251	10	13.574	1:43.718	12	17.849	1:45.257	5	53.021	1:52.632
83	10.352	1:54.955	12	13.894	1:44.372	12	15.427	1:43.603	83	19.504	1:44.867	14	1:05.775	1:56.254
12	10.878	1:55.481	83	14.953	1:45.957	83	17.472	1:44.589	99	22.832	1:59.738			
5	14.337	1:58.940	5	24.764	1:51.783	5	33.626	1:50.932	5	42.316	1:51.525			
14	17.272	2:01.875	14	29.659	1:53.743	14	40.951	1:53.362	14	51.448	1:53.332			

MGCC MG Trophy Championship

RACE 5 - LAP CHART

Lap 6			Lap 7			Lap 8			Lap 9		
No	Behind	Laptime	No	Behind	Laptime	No	Behind	Laptime	No	Behind	Laptime
69		1:42.915	69		1:42.789	69		1:41.735	69		1:41.955
3	0.812	1:41.626	3	0.374	1:42.351	3	0.290	1:41.651	3	0.413	1:42.078
6	2.538	1:41.844	6	1.370	1:41.621	6	1.124	1:41.489	6	0.945	1:41.776
2	2.833	1:41.327	2	1.812	1:41.768	2	1.778	1:41.701	2	1.404	1:41.581
87	7.953	1:43.405	87	7.025	1:41.861	87	6.499	1:41.209	87	6.454	1:41.910
9	8.680	1:42.908	21	8.462	1:41.954	21	8.698	1:41.971	9	14.120	1:45.901
21	9.297	1:42.720	9	8.951	1:43.060	9	10.174	1:42.958	21	20.661	1:53.918
19	13.337	1:44.296	19	15.470	1:44.922	19	17.548	1:43.813	19	22.185	1:46.592
12	25.680	1:47.019	12	28.044	1:45.153	12	30.884	1:44.575	12	33.466	1:44.537
18	26.256	1:48.223	18	28.378	1:44.911	18	32.140	1:45.497	18	34.092	1:43.907
99	27.054	1:44.127	99	28.710	1:44.445	83	37.652	1:46.036	83	40.838	1:45.141
83	30.905	1:46.176	83	33.351	1:45.235	10	1:05.501	1:47.318	10	1:12.333	1:48.787
10	54.573	1:53.136	10	59.918	1:48.134	5	1:21.602	1:51.286	5	1:30.840	1:51.193
5	1:02.788	1:52.682	5	1:12.051	1:52.052	14	1:39.484	1:52.278	14	1:50.073	1:52.544
14	1:17.672	1:54.812	14	1:28.941	1:54.058						

MGCC MG Trophy Championship

RACE 11 - CLASSIFICATION - AMENDED

POS	NO	CL	NAME	ENTRY	LAPS	TIME	GAP	DIFF	MPH	BEST	ON
1	3	B	Christopher BRAY	MG ZR 190	12	20:19.767			77.20	1:39.851	11
2	2	B	Malcolm GAMMONS	MG ZR 190	12	20:21.996	2.229	2.229	77.06	1:40.418	7
3	9	B	Ben JACQUES	MG ZR 190	12	20:44.568	24.801	22.572	75.67	1:42.189	5
4	99	B	Nicholas BARFOOT	MG ZR 190	12	20:44.986	25.219	0.418	75.64	1:42.306	4
5	21	B	Doug COLE	MG ZR 190	12	20:45.801	26.034	0.815	75.59	1:41.923	4
6	19	A	Andy RAINE	MGF TF 190	12	20:55.238	35.471	9.437	75.02	1:42.237	4
7	10	B	Sean PETERS	MG ZR 190	12	20:56.723	36.956	1.485	74.93	1:43.189	11
8	87	B	Colin ROBERTSON	MG ZR 190	12	20:58.171	38.404	1.448	74.85	1:41.413	11
9	12	A	Philip STANDISH	MGF TF 190	12	21:05.415	45.648	7.244	74.42	1:43.120	11
10	83	B	David COULTHARD	MG ZR 190	12	21:06.461	46.694	1.046	74.36	1:43.483	8
11	5	C	Charlie BROWN	MG ZR160	11	20:25.239	1 lap	1 lap	70.45	1:50.095	8
12	14	C	Charles HAZEL	MG ZR 160	11	20:30.640	1 lap	5.401	70.14	1:50.078	10
NOT CLASSIFIED											
DNF	11	A	Eugene O'BRIEN	MGF TF 190	7	12:10.090	5 laps	4 laps	75.24	1:40.805	5
DNF	18	A	Tony RAINE	MGF TF 190	7	12:55.525	5 laps	45.435	70.83	1:44.571	3
DQ	69	B	Paul LUTI	MG ZR 190	11	21:33.337	1 lap	0.000	66.74		4
DNF	6	B	Dean CLEMENTS	MG ZR 190	9	15:49.893	3 laps	2 laps	74.35	1:41.359	4
FASTEST LAP											
	3	B	Christopher BRAY	MG ZR 190	11	1:39.851		78.59 mph		126.49 kph	
	11	A	Eugene O'BRIEN	MGF TF 190	5	1:40.805		77.85 mph		125.29 kph	
	14	C	Charles HAZEL	MG ZR 160	10	1:50.078		71.29 mph		114.73 kph	

Car 69 Excluded - Clerk of Course Decision

Weather / Track : Sunny / Dry

These results are provisional until the conclusion of any judicial and technical matters.

Cadwell Park
Circuit Length = 2.1800 miles
Start: 17:55 End: 18:17

Clerk of Course :		Timekeeper :
-------------------	--	--------------

MGCC MG Trophy Championship
RACE 11 - LAP CHART

Lap 1			Lap 2			Lap 3			Lap 4			Lap 5		
No	Behind	Laptime	No	Behind	Laptime	No	Behind	Laptime	No	Behind	Laptime	No	Behind	Laptime
69		1:46.231	69		1:42.968	2		1:42.402	2		1:41.935	3		1:42.769
11	0.236	1:46.467	11	0.264	1:42.996	3	1.720	1:43.855	3	0.345	1:40.560	2	0.281	1:43.395
2	0.450	1:46.681	2	0.506	1:43.024	6	2.070	1:43.625	6	1.494	1:41.359	6	0.514	1:42.134
3	0.931	1:47.162	3	0.773	1:42.810	69	2.282	1:45.190	69	2.148	1:41.801	69	0.848	1:41.814
6	1.577	1:47.808	6	1.353	1:42.744	11	3.065	1:45.709	11	3.611	1:42.481	11	1.302	1:40.805
19	2.486	1:48.717	9	4.875	1:43.820	9	4.392	1:42.425	9	4.802	1:42.345	9	3.877	1:42.189
99	3.045	1:49.276	99	5.680	1:45.603	99	5.151	1:42.379	99	5.522	1:42.306	99	5.089	1:42.681
87	3.434	1:49.665	19	6.077	1:46.559	19	5.706	1:42.537	19	6.008	1:42.237	19	5.519	1:42.625
9	4.023	1:50.254	21	6.947	1:45.216	21	6.953	1:42.914	21	6.941	1:41.923	87	6.352	1:42.165
21	4.699	1:50.930	87	7.347	1:46.881	87	7.290	1:42.851	87	7.301	1:41.946	21	6.600	1:42.773
18	5.863	1:52.094	18	9.064	1:46.169	18	10.727	1:44.571	10	13.771	1:44.263	10	14.101	1:43.444
12	6.519	1:52.750	12	9.626	1:46.075	10	11.443	1:44.368	18	15.396	1:46.604	12	16.550	1:44.203
10	7.060	1:53.291	10	9.983	1:45.891	12	12.170	1:45.452	12	15.461	1:45.226	83	19.683	1:46.369
83	8.320	1:54.551	83	10.593	1:45.241	83	13.144	1:45.459	83	16.428	1:45.219	5	42.980	1:51.903
5	10.503	1:56.734	5	18.159	1:50.624	5	25.788	1:50.537	5	34.191	1:50.338	18	44.365	2:12.083
14	13.119	1:59.350	14	22.445	1:52.294	14	31.149	1:51.612	14	41.378	1:52.164	14	49.626	1:51.362

MGCC MG Trophy Championship
RACE 11 - LAP CHART

Lap 6			Lap 7			Lap 8			Lap 9			Lap 10		
No	Behind	Laptime	No	Behind	Laptime	No	Behind	Laptime	No	Behind	Laptime	No	Behind	Laptime
3		1:40.283	3		1:40.448	3		1:40.633	3		1:40.400	3		1:40.488
2	0.566	1:40.568	2	0.536	1:40.418	2	0.399	1:40.496	2	0.467	1:40.468	2	0.533	1:40.554
11	2.538	1:41.519	9	10.505	1:44.066	9	13.367	1:43.495	9	16.132	1:43.165	9	19.274	1:43.630
9	6.887	1:43.293	99	11.353	1:44.279	99	13.766	1:43.046	99	16.519	1:43.153	99	19.808	1:43.777
99	7.522	1:42.716	19	12.157	1:44.800	21	16.487	1:43.658	21	18.437	1:42.350	21	20.824	1:42.875
19	7.805	1:42.569	11	12.203	1:50.113	19	17.456	1:45.932	19	19.369	1:42.313	19	27.729	1:48.848
87	8.084	1:42.015	87	12.626	1:44.990	87	17.653	1:45.660	87	19.968	1:42.715	10	30.876	1:44.782
69	8.135	1:47.570	21	13.462	1:44.887	6	22.224	1:46.494	10	26.582	1:43.390	87	35.862	1:56.382
21	9.023	1:42.706	6	16.363	1:43.150	10	23.592	1:43.527	6	30.973	1:49.149	12	38.808	1:45.165
6	13.661	1:53.430	10	20.698	1:43.764	12	30.579	1:45.275	12	34.131	1:43.952	83	39.493	1:45.155
10	17.382	1:43.564	12	25.937	1:45.474	83	31.680	1:43.483	83	34.826	1:43.546	5	1:33.053	1:50.686
12	20.911	1:44.644	83	28.830	1:44.768	69	57.856	2:09.417	5	1:22.855	1:50.420			
83	24.510	1:45.110	69	29.072	2:01.385	5	1:12.835	1:50.095	14	1:30.318	1:50.293			
18	51.325	1:47.243	18	57.638	1:46.761	14	1:20.425	1:50.762	69	1:31.017	2:13.561			
5	53.298	1:50.601	5	1:03.373	1:50.523									
14	1:00.484	1:51.141	14	1:10.296	1:50.260									

MGCC MG Trophy Championship
RACE 11 - LAP CHART

Lap 11			Lap 12		
No	Behind	Laptime	No	Behind	Laptime
3		1:39.851	3		1:40.508
14	1 LAP	1:50.078	2	2.229	1:41.151
2	1.586	1:40.904	5	1 LAP	1:52.778
9	22.167	1:42.744	14	1 LAP	1:51.324
99	22.952	1:42.995	9	24.801	1:43.142
21	24.129	1:43.156	99	25.219	1:42.775
19	32.183	1:44.305	21	26.034	1:42.413
10	34.214	1:43.189	19	35.471	1:43.796
69	1 LAP	2:25.098	10	36.956	1:43.250
87	37.424	1:41.413	87	38.404	1:41.488
12	42.077	1:43.120	12	45.648	1:44.079
83	43.558	1:43.916	83	46.694	1:43.644
			69	1 LAP	2:18.302

Drayton Manor Park Metro Cup

QUALIFYING RACE 7 - CLASSIFICATION

POS	NO	CL	NAME	ENTRY	TIME	ON	LAPS	GAP	DIFF	MPH
1	52	C	Simon WHITE	MG Metro	1:51.888	4	5			70.14
2	75	C	Stuart RAMELLA	MG Metro Gti	1:52.469	5	5	0.581	0.581	69.77
3	79	C	Paul ASHTON	MG Metro	1:54.663	5	5	2.775	2.194	68.44
4	7	C	Tony HOWE	MG Metro Turbo	1:55.338	4	5	3.450	0.675	68.04
5	49	C	Richard GARRARD	MG Metro Turbo	1:55.919	5	5	4.031	0.581	67.70
6	1	B	Iain PATTERSON	Rover Metro Gti	1:56.752	5	5	4.864	0.833	67.21
7	96	C	David JAVES	MG Metro	1:56.908	3	5	5.020	0.156	67.13
8	68	B	James DUNKLEY	MG Metro	1:58.574	5	5	6.686	1.666	66.18
9	43	B	Oliver WEBB	Metro Gti	2:02.912	3	4	11.024	4.338	63.85
10	88	B	Neal GARDINER	MG Metro	2:04.744	3	4	12.856	1.832	62.91
11	20	B	David HEASMAN	Rover Metro Gti	2:05.075	3	4	13.187	0.331	62.74
12	55	A	Adam KEY	MG Metro	2:05.316	4	4	13.428	0.241	62.62
13	10	B	Miles GENTLE	Rover Metro Gti	2:09.302	4	4	17.414	3.986	60.69
14	90	A	Warren KENNEDY	MG Metro	2:11.304	4	4	19.416	2.002	59.77
15	41	D	David WILLIAMS	Rover Metro Gti	2:13.247	4	4	21.359	1.943	58.89
16	38	B	Steve CARTER	MG Metro	2:15.407	3	4	23.519	2.160	57.95
17	91	A	Keith PAGE	MG Metro	2:17.992	2	4	26.104	2.585	56.87

Weather / Track : Sunny / Damp

These results are provisional until the conclusion of any judicial and technical matters.

Cadwell Park
 Circuit Length = 2.1800 miles
 Start: 11:23 End: 11:36

Clerk of Course :	Timekeeper :
-------------------	--------------

Drayton Manor Park Metro Cup

QUALIFYING RACE 7 - LAP ANALYSIS

1	Iain PATTERSON		Rover Metro Gti				
1 -	2:02.760	+ 6.008	11:26:31.817	4 -	1:57.462	+ 0.710	11:32:25.080
2 -	1:58.294	+ 1.542	11:28:30.111	5 -	1:56.752		11:34:21.832
3 -	1:57.507	+ 0.755	11:30:27.618				
7	Tony HOWE		MG Metro Turbo				
1 -	2:13.816	+ 18.478	11:27:00.811	4 -	1:55.338		11:32:53.400
2 -	2:00.205	+ 4.867	11:29:01.016	5 -	1:57.689	+ 2.351	11:34:51.089
3 -	1:57.046	+ 1.708	11:30:58.062				
10	Miles GENTLE		Rover Metro Gti				
1 -	2:30.728	+ 21.426	11:27:38.962	3 -	2:11.401	+ 2.099	11:32:06.534
2 -	2:16.171	+ 6.869	11:29:55.133	4 -	2:09.302		11:34:15.836
20	David HEASMAN		Rover Metro Gti				
1 -	2:30.740	+ 25.665	11:27:36.970	3 -	2:05.075		11:31:54.448
2 -	2:12.403	+ 7.328	11:29:49.373	4 -	2:14.377	+ 9.302	11:34:08.825
38	Steve CARTER		MG Metro				
1 -	2:31.308	+ 15.901	11:27:31.220	3 -	2:15.407		11:32:08.185
2 -	2:21.558	+ 6.151	11:29:52.778	4 -	2:15.626	+ 0.219	11:34:23.811
41	David WILLIAMS		Rover Metro Gti				
1 -	2:30.864	+ 17.617	11:27:33.404	3 -	2:14.110	+ 0.863	11:32:08.658
2 -	2:21.144	+ 7.897	11:29:54.548	4 -	2:13.247		11:34:21.905
43	Oliver WEBB		Metro Gti				
1 -	2:13.193	+ 10.281	11:28:37.248	3 -	2:02.912		11:32:44.940
2 -	2:04.780	+ 1.868	11:30:42.028	4 -	2:10.205	+ 7.293	11:34:55.145
49	Richard GARRARD		MG Metro Turbo				
1 -	2:12.149	+ 16.230	11:27:01.405	4 -	1:56.480	+ 0.561	11:32:57.111
2 -	2:02.356	+ 6.437	11:29:03.761	5 -	1:55.919		11:34:53.030
3 -	1:56.870	+ 0.951	11:31:00.631				
52	Simon WHITE		MG Metro				
1 -	2:24.538	+ 32.650	11:27:03.918	4 -	1:51.888		11:32:58.832
2 -	2:08.378	+ 16.490	11:29:12.296	5 -	1:55.230	+ 3.342	11:34:54.062
3 -	1:54.648	+ 2.760	11:31:06.944				
55	Adam KEY		MG Metro				
1 -	2:34.746	+ 29.430	11:27:38.390	3 -	2:06.656	+ 1.340	11:31:59.930
2 -	2:14.884	+ 9.568	11:29:53.274	4 -	2:05.316		11:34:05.246
68	James DUNKLEY		MG Metro				
1 -	2:21.081	+ 22.507	11:27:08.385	4 -	2:00.256	+ 1.682	11:33:22.543
2 -	2:09.441	+ 10.867	11:29:17.826	5 -	1:58.574		11:35:21.117
3 -	2:04.461	+ 5.887	11:31:22.287				
75	Stuart RAMELLA		MG Metro Gti				
1 -	2:20.328	+ 27.859	11:27:31.191	4 -	1:53.688	+ 1.219	11:33:17.393
2 -	1:58.023	+ 5.554	11:29:29.214	5 -	1:52.469		11:35:09.862
3 -	1:54.491	+ 2.022	11:31:23.705				
79	Paul ASHTON		MG Metro				
1 -	2:15.385	+ 20.722	11:26:59.557	4 -	1:55.821	+ 1.158	11:32:57.824
2 -	2:04.714	+ 10.051	11:29:04.271	5 -	1:54.663		11:34:52.487
3 -	1:57.732	+ 3.069	11:31:02.003				
88	Neal GARDINER		MG Metro				
1 -	2:24.250	+ 19.506	11:27:34.252	3 -	2:04.744		11:31:55.285

Weather / Track : Sunny / Damp


Drayton Manor Park Metro Cup

QUALIFYING RACE 7 - LAP ANALYSIS

2 -	2:16.289	+ 11.545	11:29:50.541	4 -	2:04.847	+ 0.103	11:34:00.132
90	Warren KENNEDY		MG Metro				
1 -	2:33.245	+ 21.941	11:27:14.198	3 -	2:13.085	+ 1.781	11:31:44.238
2 -	2:16.955	+ 5.651	11:29:31.153	4 -	2:11.304		11:33:55.542
91	Keith PAGE		MG Metro				
1 -	2:31.522	+ 13.530	11:27:08.841	3 -	2:22.616	+ 4.624	11:31:49.449
2 -	2:17.992		11:29:26.833	4 -	2:19.770	+ 1.778	11:34:09.219
96	David JAVES		MG Metro				
1 -	2:15.130	+ 18.222	11:27:00.522	4 -	2:02.695	+ 5.787	11:33:00.248
2 -	2:00.123	+ 3.215	11:29:00.645	5 -	2:01.142	+ 4.234	11:35:01.390
3 -	1:56.908		11:30:57.553				

Drayton Manor Park Metro Cup

RACE 7 - GRID

ROW 9	42 Lee READ	2:17.992	91 Keith PAGE
ROW 8	38 Steve CARTER	2:15.407	41 David WILLIAMS
ROW 7	90 Warren KENNEDY	2:11.304	10 Miles GENTLE
ROW 6	55 Adam KEY	2:05.316	20 David HEASMAN
ROW 5	88 Neal GARDINER	2:04.744	43 Oliver WEBB
ROW 4	68 James DUNKLEY	1:58.574	96 David JAVES
ROW 3	1 Iain PATTERSON	1:56.752	49 Richard GARRARD
ROW 2	7 Tony HOWE	1:55.338	79 Paul ASHTON
ROW 1	75 Stuart RAMELLA	1:52.469	52 Simon WHITE
Pole			
			

Cadwell Park
Circuit Length = 2.1800 miles

These results are provisional until the conclusion of any judicial and technical matters.

Clerk of Course :		Timekeeper :
-------------------	--	--------------

Drayton Manor Park Metro Cup

RACE 7 - CLASSIFICATION

POS	NO	CL	NAME	ENTRY	LAPS	TIME	GAP	DIFF	MPH	BEST	ON
1	52	C	Simon WHITE	MG Metro	8	15:02.863			69.53	1:50.126	6
2	79	C	Paul ASHTON	MG Metro	8	15:07.501	4.638	4.638	69.18	1:51.102	7
3	49	C	Richard GARRARD	MG Metro Turbo	8	15:12.661	9.798	5.160	68.79	1:50.685	7
4	75	C	Stuart RAMELLA	MG Metro Gti	8	15:23.960	21.097	11.299	67.95	1:50.796	7
5	7	C	Tony HOWE	MG Metro Turbo	8	15:26.785	23.922	2.825	67.74	1:51.187	4
6	96	C	David JAVES	MG Metro	8	15:32.362	29.499	5.577	67.33	1:52.653	5
7	1	B	Iain PATTERSON	Rover Metro Gti	8	15:33.734	30.871	1.372	67.24	1:54.948	4
8	68	B	James DUNKLEY	MG Metro	8	15:43.227	40.364	9.493	66.56	1:54.055	5
9	88	B	Neal GARDINER	MG Metro	8	16:19.522	1:16.659	36.295	64.09	1:56.949	8
10	20	B	David HEASMAN	Rover Metro Gti	8	16:23.598	1:20.735	4.076	63.83	1:59.901	8
11	43	B	Oliver WEBB	Metro Gti	8	16:29.728	1:26.865	6.130	63.43	2:01.345	7
12	55	A	Adam KEY	MG Metro	8	16:30.782	1:27.919	1.054	63.36	2:00.589	5
13	10	B	Miles GENTLE	Rover Metro Gti	8	16:38.105	1:35.242	7.323	62.90	2:02.071	8
14	38	B	Steve CARTER	MG Metro	8	17:00.688	1:57.825	22.583	61.51	2:03.360	6
15	91	A	Keith PAGE	MG Metro	7	15:13.423	1 lap	1 lap	60.14	2:03.559	2
16	41	D	David WILLIAMS	Rover Metro Gti	7	15:13.976	1 lap	0.553	60.10	2:06.964	4
17	90	A	Warren KENNEDY	MG Metro	7	15:15.707	1 lap	1.731	59.99	2:06.918	4

FASTEST LAP

68	B	James DUNKLEY	MG Metro	5	1:54.055	68.80 mph	110.73 kph
52	C	Simon WHITE	MG Metro	6	1:50.126	71.26 mph	114.68 kph
41	D	David WILLIAMS	Rover Metro Gti	4	2:06.964	61.81 mph	99.47 kph
55	A	Adam KEY	MG Metro	5	2:00.589	65.08 mph	104.73 kph

Weather / Track : Overcast / Dry

These results are provisional until the conclusion of any judicial and technical matters.

Cadwell Park
Circuit Length = 2.1800 miles
Start: 15:47 End: 16:04

Clerk of Course :

Timekeeper :

Drayton Manor Park Metro Cup

RACE 7 - LAP CHART

Lap 1			Lap 2			Lap 3			Lap 4			Lap 5		
No	Behind	Laptime	No	Behind	Laptime	No	Behind	Laptime	No	Behind	Laptime	No	Behind	Laptime
52		2:01.055	52		1:52.466	52		1:50.860	52		1:50.747	52		1:51.118
79	1.749	2:02.804	79	3.236	1:53.953	79	4.194	1:51.818	79	4.742	1:51.295	79	5.146	1:51.522
49	2.167	2:03.222	49	3.452	1:53.751	7	5.314	1:52.426	7	5.754	1:51.187	7	6.279	1:51.643
7	2.531	2:03.586	7	3.748	1:53.683	75	7.123	1:53.368	75	7.319	1:50.943	75	7.372	1:51.171
75	3.311	2:04.366	75	4.615	1:53.770	49	8.510	1:55.918	49	9.081	1:51.318	49	9.006	1:51.043
96	4.010	2:05.065	96	5.953	1:54.409	1	12.419	1:55.292	1	16.620	1:54.948	1	20.516	1:55.014
1	5.391	2:06.446	1	7.987	1:55.062	68	14.521	1:55.988	68	18.591	1:54.817	68	21.528	1:54.055
68	5.911	2:06.966	68	9.393	1:55.948	96	18.694	2:03.601	96	21.089	1:53.142	96	22.624	1:52.653
20	8.616	2:09.671	20	17.993	2:01.843	20	31.889	2:04.756	20	44.208	2:03.066	20	54.780	2:01.690
88	9.544	2:10.599	88	18.352	2:01.274	55	34.946	2:03.115	55	46.237	2:02.038	55	55.708	2:00.589
55	12.707	2:13.762	55	22.691	2:02.450	43	37.212	2:02.175	43	48.048	2:01.583	43	58.323	2:01.393
43	15.281	2:16.336	43	25.897	2:03.082	10	39.063	2:03.093	10	51.640	2:03.324	88	59.735	1:58.962
10	15.753	2:16.808	10	26.830	2:03.543	91	41.834	2:05.377	88	51.891	1:57.801	10	1:03.038	2:02.516
91	16.224	2:17.279	91	27.317	2:03.559	88	44.837	2:17.345	91	58.306	2:07.219	38	1:20.151	2:11.201
38	18.285	2:19.340	38	30.925	2:05.106	38	46.920	2:06.855	38	1:00.068	2:03.895	91	1:28.682	2:21.494
41	21.591	2:22.646	41	38.263	2:09.138	41	57.285	2:09.882	41	1:13.502	2:06.964	41	1:30.198	2:07.814
90	22.875	2:23.930	90	39.677	2:09.268	90	58.276	2:09.459	90	1:14.447	2:06.918	90	1:31.254	2:07.925

Drayton Manor Park Metro Cup

RACE 7 - LAP CHART

Lap 6			Lap 7			Lap 8		
No	Behind	Laptime	No	Behind	Laptime	No	Behind	Laptime
52		1:50.126	52		1:50.471	52		1:56.020
79	6.356	1:51.336	79	6.987	1:51.102	79	4.638	1:53.671
7	7.891	1:51.738	7	8.836	1:51.416	49	9.798	1:55.658
75	9.495	1:52.249	75	9.820	1:50.796	91	1 LAP	2:10.675
49	9.946	1:51.066	49	10.160	1:50.685	41	1 LAP	2:10.275
1	25.899	1:55.509	96	28.775	1:53.018	90	1 LAP	2:10.857
96	26.228	1:53.730	1	30.591	1:55.163	75	21.097	2:07.297
68	27.475	1:56.073	68	33.086	1:56.082	7	23.922	2:11.106
20	1:06.594	2:01.940	88	1:15.730	1:59.000	96	29.499	1:56.744
88	1:07.201	1:57.592	20	1:16.854	2:00.731	1	30.871	1:56.300
55	1:07.888	2:02.306	55	1:18.856	2:01.439	68	40.364	2:03.298
43	1:09.948	2:01.751	43	1:20.822	2:01.345	88	1:16.659	1:56.949
10	1:16.588	2:03.676	10	1:29.191	2:03.074	20	1:20.735	1:59.901
38	1:33.385	2:03.360	38	1:47.787	2:04.873	43	1:26.865	2:02.063
91	1:46.376	2:07.820				55	1:27.919	2:05.083
41	1:47.329	2:07.257				10	1:35.242	2:02.071
90	1:48.478	2:07.350				38	1:57.825	2:06.058

John Deere Invitation Series for T-Types & MGA's
QUALIFYING RACE 9 - CLASSIFICATION

POS	NO	CL	NAME	ENTRY	TIME	ON	LAPS	GAP	DIFF	MPH
1	80	G	Malcolm SELF	MG Midget	1:55.340	2	2			68.04
2	2	C	John BUSSEY	MG TC	1:56.955	5	5	1.615	1.615	67.10
3	4	F	Peter HISCOCKS	MGA	1:56.965	5	5	1.625	0.010	67.09
4	61	G	Andrew BURROUGHS	MGB Roadster	1:57.477	3	5	2.137	0.512	66.80
5	5	G	Steve HALL	MGB	1:57.760	3	5	2.420	0.283	66.64
6	98	B	Nick ASHMAN	MG TF	1:58.856	5	5	3.516	1.096	66.03
7	67	G	David HILL	MGB GT V8	1:59.108	4	5	3.768	0.252	65.89
8	68	C	Peter HOUSE	MG TC	2:00.589	2	3	5.249	1.481	65.08
9	17	C	David CLEWLEY	MG TB	2:01.006	4	5	5.666	0.417	64.85
10	25	E	Shaun BROMLEY	MGA	2:03.160	4	4	7.820	2.154	63.72
11	36	F	Nick WILKINS	MGA	2:04.589	5	5	9.249	1.429	62.99
12	31	B	Charles HARMER	MG TF	2:07.323	5	5	11.983	2.734	61.63
13	97	C	Jonathan HARMER	MG TF	2:08.188	5	5	12.848	0.865	61.22
14	10	C	Alistair NAYLOR	MG TC Midget	2:08.747	5	5	13.407	0.559	60.95
15	77	F	Andy CAPLE	MGA Mk.1	2:09.694	4	5	14.354	0.947	60.51
16	14	C	Richard GREEN	MG TC	2:11.983	4	4	16.643	2.289	59.46
17	16	F	Brian IRELAND	MGA	2:15.617	4	4	20.277	3.634	57.86

Weather / Track : Bright / Damp

These results are provisional until the conclusion of any judicial and technical matters.

Cadwell Park
 Circuit Length = 2.1800 miles
 Start: 11:41 End: 11:53

Clerk of Course :		Timekeeper :
-------------------	--	--------------

John Deere Invitation Series for T-Types & MGA's
QUALIFYING RACE 9 - LAP ANALYSIS

2	John BUSSEY			MG TC			
1 -	2:10.591	+ 13.636	11:44:11.810	4 -	1:57.545	+ 0.590	11:50:07.805
2 -	1:59.218	+ 2.263	11:46:11.028	5 -	1:56.955		11:52:04.760
3 -	1:59.232	+ 2.277	11:48:10.260				
4	Peter HISCOCKS			MGA			
1 -	2:09.975	+ 13.010	11:44:10.827	4 -	1:58.313	+ 1.348	11:50:09.550
2 -	2:02.148	+ 5.183	11:46:12.975	5 -	1:56.965		11:52:06.515
3 -	1:58.262	+ 1.297	11:48:11.237				
5	Steve HALL			MGB			
1 -	2:15.126	+ 17.366	11:44:20.490	4 -	1:58.951	+ 1.191	11:50:18.892
2 -	2:01.691	+ 3.931	11:46:22.181	5 -	1:58.750	+ 0.990	11:52:17.642
3 -	1:57.760		11:48:19.941				
10	Alistair NAYLOR			MG TC Midget			
1 -	2:16.653	+ 7.906	11:44:18.850	4 -	2:14.189	+ 5.442	11:50:55.212
2 -	2:11.449	+ 2.702	11:46:30.299	5 -	2:08.747		11:53:03.959
3 -	2:10.724	+ 1.977	11:48:41.023				
14	Richard GREEN			MG TC			
1 -	2:36.587	+ 24.604	11:45:01.955	3 -	2:15.094	+ 3.111	11:49:33.378
2 -	2:16.329	+ 4.346	11:47:18.284	4 -	2:11.983		11:51:45.361
16	Brian IRELAND			MGA			
1 -	2:36.656	+ 21.039	11:45:01.341	3 -	2:17.602	+ 1.985	11:49:37.324
2 -	2:18.381	+ 2.764	11:47:19.722	4 -	2:15.617		11:51:52.941
17	David CLEWLEY			MG TB			
1 -	2:29.214	+ 28.208	11:45:01.116	4 -	2:01.006		11:51:08.302
2 -	2:04.558	+ 3.552	11:47:05.674	5 -	2:01.179	+ 0.173	11:53:09.481
3 -	2:01.622	+ 0.616	11:49:07.296				
25	Shaun BROMLEY			MGA			
1 -	2:12.743	+ 9.583	11:45:16.985	3 -	2:07.749	+ 4.589	11:49:30.165
2 -	2:05.431	+ 2.271	11:47:22.416	4 -	2:03.160		11:51:33.325
31	Charles HARMER			MG TF			
1 -	2:23.255	+ 15.932	11:44:39.199	4 -	2:11.492	+ 4.169	11:51:09.916
2 -	2:11.621	+ 4.298	11:46:50.820	5 -	2:07.323		11:53:17.239
3 -	2:07.604	+ 0.281	11:48:58.424				
36	Nick WILKINS			MGA			
1 -	2:37.100	+ 32.511	11:44:34.198	4 -	2:05.216	+ 0.627	11:50:57.272
2 -	2:10.560	+ 5.971	11:46:44.758	5 -	2:04.589		11:53:01.861
3 -	2:07.298	+ 2.709	11:48:52.056				
61	Andrew BURROUGHS			MGB Roadster			
1 -	2:13.131	+ 15.654	11:44:21.509	4 -	1:58.665	+ 1.188	11:50:19.483
2 -	2:01.832	+ 4.355	11:46:23.341	5 -	2:00.751	+ 3.274	11:52:20.234
3 -	1:57.477		11:48:20.818				
67	David HILL			MGB GT V8			
1 -	2:12.801	+ 13.693	11:44:19.404	4 -	1:59.108		11:50:18.447
2 -	2:00.729	+ 1.621	11:46:20.133	5 -	1:59.602	+ 0.494	11:52:18.049
3 -	1:59.206	+ 0.098	11:48:19.339				
68	Peter HOUSE			MG TC			
1 -	2:11.042	+ 10.453	11:44:13.168	3 -	2:01.539	+ 0.950	11:48:15.296
2 -	2:00.589		11:46:13.757				


Weather / Track : Bright / Damp

John Deere Invitation Series for T-Types & MGA's
QUALIFYING RACE 9 - LAP ANALYSIS

77	Andy CAPLE			MGA Mk.1		
1 -	2:26.032	+ 16.338	11:44:41.287	4 -	2:09.694	11:51:16.994
2 -	2:14.285	+ 4.591	11:46:55.572	5 -	2:11.171	11:53:28.165
3 -	2:11.728	+ 2.034	11:49:07.300		+ 1.477	
80	Malcolm SELF			MG Midget		
1 -	2:00.697	+ 5.357	11:49:29.405	2 -	1:55.340	11:51:24.745
97	Jonathan HARMER			MG TF		
1 -	2:17.417	+ 9.229	11:44:27.850	4 -	2:08.852	11:50:57.023
2 -	2:10.698	+ 2.510	11:46:38.548	5 -	2:08.188	11:53:05.211
3 -	2:09.623	+ 1.435	11:48:48.171		+ 0.664	
98	Nick ASHMAN			MG TF		
1 -	2:17.274	+ 18.418	11:44:17.548	4 -	1:59.491	11:50:24.848
2 -	2:05.748	+ 6.892	11:46:23.296	5 -	1:58.856	11:52:23.704
3 -	2:02.061	+ 3.205	11:48:25.357		+ 0.635	

John Deere Invitation Series for T-Types & MGA's

RACE 9 - GRID

ROW 9		2:15.617 16 Brian IRELAND
ROW 8	2:11.983 14 Richard GREEN	2:09.694 77 Andy CAPLE
ROW 7	2:08.747 10 Alistair NAYLOR	2:08.188 97 Jonathan HARMER
ROW 6	2:07.323 31 Charles HARMER	2:04.589 36 Nick WILKINS
ROW 5	2:03.160 25 Shaun BROMLEY	2:01.006 17 David CLEWLEY
ROW 4	2:00.589 68 Peter HOUSE	1:59.108 67 David HILL
ROW 3	1:58.856 98 Nick ASHMAN	1:57.760 5 Steve HALL
ROW 2	1:57.477 61 Andrew BURROUGHS	1:56.965 4 Peter HISCOCKS
ROW 1	1:56.955 2 John BUSSEY	1:55.340 80 Malcolm SELF
Pole		
		

Cadwell Park
Circuit Length = 2.1800 miles

Clerk of Course :

Timekeeper :

John Deere Invitation Series for T-Types & MGA's

RACE 9 - CLASSIFICATION

POS	NO	CL	NAME	ENTRY	LAPS	TIME	GAP	DIFF	MPH	BEST	ON
1	80	G	Malcolm SELF	MG Midget	8	15:19.783			68.26	1:53.775	5
2	5	G	Steve HALL	MGB	8	15:45.518	25.735	25.735	66.40	1:56.271	6
3	61	G	Andrew BURROUGHS	MGB Roadster	8	15:47.052	27.269	1.534	66.29	1:56.731	4
4	2	C	John BUSSEY	MG TC	8	15:47.592	27.809	0.540	66.25	1:56.534	4
5	4	F	Peter HISCOCKS	MGA	8	15:47.831	28.048	0.239	66.24	1:55.554	7
6	36	F	Nick WILKINS	MGA	8	15:57.062	37.279	9.231	65.60	1:56.853	5
7	98	B	Nick ASHMAN	MG TF	8	16:13.053	53.270	15.991	64.52	1:58.732	4
8	25	E	Shaun BROMLEY	MGA	8	16:20.091	1:00.308	7.038	64.05	1:59.503	6
9	68	C	Peter HOUSE	MG TC	8	16:22.072	1:02.289	1.981	63.93	2:00.258	6
10	10	C	Alistair NAYLOR	MG TC Midget	8	17:01.836	1:42.053	39.764	61.44	2:04.281	7
11	97	C	Jonathan HARMER	MG TF	8	17:03.151	1:43.368	1.315	61.36	2:05.036	7
12	16	F	Brian IRELAND	MGA	7	15:30.684	1 lap	1 lap	59.02	2:08.292	7
13	14	C	Richard GREEN	MG TC	7	15:31.316	1 lap	0.632	58.98	2:08.365	7

NOT CLASSIFIED

DNF	31	B	Charles HARMER	MG TF	6	12:53.999	2 laps	1 lap	60.83	2:05.310	2
DNF	17	C	David CLEWLEY	MG TB	0						
DNF	77	F	Andy CAPLE	MGA Mk.1	5	11:02.126	3 laps	0.000	59.26	2:06.922	2
DNF	67	G	David HILL	MGB GT V8	0						

FASTEST LAP

2	C	John BUSSEY	MG TC	4	1:56.534	67.34 mph	108.38 kph
4	F	Peter HISCOCKS	MGA	7	1:55.554	67.91 mph	109.30 kph
80	G	Malcolm SELF	MG Midget	5	1:53.775	68.97 mph	111.01 kph
25	E	Shaun BROMLEY	MGA	6	1:59.503	65.67 mph	105.68 kph
98	B	Nick ASHMAN	MG TF	4	1:58.732	66.09 mph	106.37 kph

Weather / Track : Bright / Dry

These results are provisional until the conclusion of any judicial and technical matters.

Cadwell Park
Circuit Length = 2.1800 miles
Start: 16:46 End: 17:04

Clerk of Course :	Timekeeper :
-------------------	--------------

John Deere Invitation Series for T-Types & MGA's

RACE 9 - LAP CHART

Lap 1			Lap 2			Lap 3			Lap 4			Lap 5		
No	Behind	Laptime	No	Behind	Laptime	No	Behind	Laptime	No	Behind	Laptime	No	Behind	Laptime
80		2:00.518	80		1:54.581	80		1:54.213	80		1:54.198	80		1:53.775
2	2.793	2:03.311	61	6.590	1:56.740	61	9.611	1:57.234	61	12.144	1:56.731	61	15.160	1:56.791
61	4.431	2:04.949	2	7.050	1:58.838	5	10.546	1:56.805	5	13.078	1:56.730	5	16.323	1:57.020
5	4.880	2:05.398	5	7.954	1:57.655	2	11.651	1:58.814	2	13.987	1:56.534	2	16.934	1:56.722
4	9.158	2:09.676	4	13.662	1:59.085	4	17.378	1:57.929	4	20.090	1:56.910	4	22.822	1:56.507
36	10.272	2:10.790	36	14.223	1:58.532	36	18.736	1:58.726	36	21.694	1:57.156	36	24.772	1:56.853
68	11.291	2:11.809	68	17.475	2:00.765	68	24.442	2:01.180	98	29.806	1:58.732	98	35.668	1:59.637
25	12.429	2:12.947	25	19.760	2:01.912	98	25.272	1:59.152	68	31.058	2:00.814	68	37.789	2:00.506
98	12.682	2:13.200	98	20.333	2:02.232	25	27.669	2:02.122	25	34.602	2:01.131	25	41.434	2:00.607
97	15.570	2:16.088	97	26.410	2:05.421	97	40.236	2:08.039	97	54.268	2:08.230	97	1:08.445	2:07.952
10	15.892	2:16.410	10	26.947	2:05.636	10	40.541	2:07.807	31	54.730	2:08.248	10	1:08.630	2:07.376
31	17.047	2:17.565	31	27.776	2:05.310	31	40.680	2:07.117	10	55.029	2:08.686	31	1:09.638	2:08.683
77	18.538	2:19.056	77	30.879	2:06.922	77	44.954	2:08.288	77	1:02.307	2:11.551	77	1:24.841	2:16.309
14	21.130	2:21.648	14	39.509	2:12.960	14	59.293	2:13.997	14	1:16.770	2:11.675	16	1:34.155	2:10.594
16	23.659	2:24.177	16	43.933	2:14.855	16	1:00.816	2:11.096	16	1:17.336	2:10.718	14	1:35.597	2:12.602

John Deere Invitation Series for T-Types & MGA's
RACE 9 - LAP CHART

Lap 6			Lap 7			Lap 8		
No	Behind	Laptime	No	Behind	Laptime	No	Behind	Laptime
80		1:54.052	80		1:53.839	80		1:54.607
61	17.997	1:56.889	5	21.872	1:57.169	16	1 LAP	2:08.292
5	18.542	1:56.271	61	22.875	1:58.717	14	1 LAP	2:08.365
2	19.890	1:57.008	2	23.596	1:57.545	5	25.735	1:58.470
4	24.417	1:55.647	4	26.132	1:55.554	61	27.269	1:59.001
36	27.944	1:57.224	36	32.877	1:58.772	2	27.809	1:58.820
98	40.975	1:59.359	98	46.561	1:59.425	4	28.048	1:56.523
68	43.995	2:00.258	68	52.927	2:02.771	36	37.279	1:59.009
25	46.885	1:59.503	25	54.081	2:01.035	98	53.270	2:01.316
10	1:20.572	2:05.994	10	1:31.014	2:04.281	25	1:00.308	2:00.834
97	1:21.695	2:07.302	97	1:32.892	2:05.036	68	1:02.289	2:03.969
31	1:22.662	2:07.076				10	1:42.053	2:05.646
16	1:51.055	2:10.952				97	1:43.368	2:05.083
14	1:51.614	2:10.069						