



SUPERCAR SATURDAY

Anglesey International

16th May 2009



Results Provided by Timing Solutions Ltd
www.tsl-timing.com

Lotus Elise Trophy

FREE PRACTICE - CLASSIFICATION

POS	NO	CL	NAME	ENTRY	TIME	ON	LAPS	GAP	DIFF	MPH
1	123	211	Jonathan WALKER	Lotus 2-Eleven	1:39.236	9	11			76.18
2	19	M	Sean BICKNELL	Exige S1 Audi	1:39.892	1	2	0.656	0.656	75.68
3	79	M	Pat McBENNETT	Elise S1 NA Honda	1:39.979	10	10	0.743	0.087	75.61
4	66	M	David FENN	Motorsport Elise (invite)	1:40.549	5	8	1.313	0.570	75.18
5	65	M	Connaire FINN	Elise S1 NA Honda	1:40.622	8	8	1.386	0.073	75.13
6	18	M	Steve WILLIAMS	Elise S1 (Ford Duratec)	1:41.016	9	9	1.780	0.394	74.83
7	24	M	Doug SETTERS	Exige S1	1:42.197	3	11	2.961	1.181	73.97
8	62	211	Tom CHATTERWAY	Lotus 2-Eleven	1:42.427	10	10	3.191	0.230	73.80
9	111	211	Scott CRUICKSHANK	Lotus 2-Eleven	1:42.620	4	7	3.384	0.193	73.66
10	39	211	Stephen DOCHERTY	Lotus 2-Eleven	1:43.606	3	7	4.370	0.986	72.96
11	15	P	Paul QUINN	Elise S1	1:44.123	7	10	4.887	0.517	72.60
12	69	P	Paul HARDING	Elise S1 111S	1:44.276	8	10	5.040	0.153	72.49
13	43	211	Martin JOHNSTON	Lotus 2-Eleven	1:44.644	10	10	5.408	0.368	72.24
14	40	P	Simon PHILLIPS	Elise S2	1:44.833	10	10	5.597	0.189	72.11
15	70	P	Marcus JEWELL	Elise S1	1:45.113	9	10	5.877	0.280	71.92
16	97	P	Andy DOLAN	Elise S1	1:45.351	10	10	6.115	0.238	71.75
17	72	P	Matt FRANKS	Elise S1	1:45.579	7	10	6.343	0.228	71.60
18	80	P	Stuart MASON	Elise S1 Sport 160	1:45.926	10	10	6.690	0.347	71.37
19	5	P	Kan SAVAGE	Elise S1	1:46.697	8	9	7.461	0.771	70.85
20	64	P	Tony VERRIER	Elise S1 Sport 160	1:46.720	10	10	7.484	0.023	70.83
21	90	P	Greg NOBLE	Elise S1	1:47.918	10	10	8.682	1.198	70.05
22	37	P	Mike DAVIES	Elise S2	1:48.199	6	8	8.963	0.281	69.87
23	93	P	Vitthal CHAUHAN	Elise S1	1:48.268	2	2	9.032	0.069	69.82
24	11	P	Russ TREASURE	Elise S2	1:49.906	7	7	10.670	1.638	68.78
25	4	P	Nigel AYRES	Elise S1 Sport 160	1:51.021	3	5	11.785	1.115	68.09
26	61	P	Andrew NAPIER	Elise S1	1:53.876	3	5	14.640	2.855	66.38
27	17	P	Neil LIVSEY	Elise S2	1:54.131	8	9	14.895	0.255	66.23
28	74	P	Peter TROTT	Elise S1	1:58.383	1	5	19.147	4.252	63.86

Cars 39, 93 & 111 do not have working transponders - please fix before qualifying

Weather / Track : Cloudy / Damp

These results are provisional until the conclusion of any judicial and technical matters.

Anglesey International GP
Circuit Length = 2.1000 miles
Start: 09:30 End: 09:51

Clerk of Course :		Timekeeper :
-------------------	--	--------------

Lotus Elise Trophy

FREE PRACTICE - LAP ANALYSIS

4	Nigel AYRES P Elise S1 Sport 160						
1 -	1:54.643	+ 3.622	9:35:07.179	4 -	1:54.540	+ 3.519	9:40:46.140
2 -	1:53.400	+ 2.379	9:37:00.579	5 -	1:59.101 P	+ 8.080	9:42:45.241
3 -	1:51.021		9:38:51.600				
5	Kan SAVAGE P Elise S1						
1 -	1:48.915	+ 2.218	9:34:18.159	6 -	1:47.008	+ 0.311	9:43:25.714
2 -	1:50.442	+ 3.745	9:36:08.601	7 -	1:46.700	+ 0.003	9:45:12.414
3 -	1:48.019	+ 1.322	9:37:56.620	8 -	1:46.697		9:46:59.111
4 -	1:51.529	+ 4.832	9:39:48.149	9 -	2:06.801 P	+ 20.104	9:49:05.912
5 -	1:50.557	+ 3.860	9:41:38.706				
11	Russ TREASURE P Elise S2						
1 -	2:39.112	+ 49.206	9:36:35.772	5 -	1:59.537 P	+ 9.631	9:46:22.048
2 -	2:29.234 P	+ 39.328	9:39:05.006	6 -	2:32.613	+ 42.707	9:48:54.661
3 -	3:16.368	+ 1:26.462	9:42:21.374	7 -	1:49.906		9:50:44.567
4 -	2:01.137	+ 11.231	9:44:22.511				
15	Paul QUINN P Elise S1						
1 -	1:47.227	+ 3.104	9:34:13.231	6 -	1:45.599	+ 1.476	9:43:04.702
2 -	1:45.722	+ 1.599	9:35:58.953	7 -	1:44.123		9:44:48.825
3 -	1:45.898	+ 1.775	9:37:44.851	8 -	1:44.288	+ 0.165	9:46:33.113
4 -	1:47.803	+ 3.680	9:39:32.654	9 -	1:44.211	+ 0.088	9:48:17.324
5 -	1:46.449	+ 2.326	9:41:19.103	10 -	2:15.960 P	+ 31.837	9:50:33.284
17	Neil LIVSEY P Elise S2						
1 -	1:57.795	+ 3.664	9:34:54.042	6 -	1:57.795	+ 3.664	9:44:46.744
2 -	1:59.527	+ 5.396	9:36:53.569	7 -	1:57.625	+ 3.494	9:46:44.369
3 -	1:57.298	+ 3.167	9:38:50.867	8 -	1:54.131		9:48:38.500
4 -	1:59.165	+ 5.034	9:40:50.032	9 -	1:58.370 P	+ 4.239	9:50:36.870
5 -	1:58.917	+ 4.786	9:42:48.949				
18	Steve WILLIAMS M Elise S1 (Ford Duratec)						
1 -	1:44.246	+ 3.230	9:34:57.849	6 -	1:41.090	+ 0.074	9:43:48.706
2 -	1:44.050	+ 3.034	9:36:41.899	7 -	1:46.539	+ 5.523	9:45:35.245
3 -	1:43.763	+ 2.747	9:38:25.662	8 -	1:46.719	+ 5.703	9:47:21.964
4 -	1:52.674	+ 11.658	9:40:18.336	9 -	1:41.016		9:49:02.980
5 -	1:49.280	+ 8.264	9:42:07.616				
19	Sean BICKNELL M Exige S1 Audi						
1 -	1:39.892		9:33:58.365	2 -	1:45.673 P	+ 5.781	9:35:44.038
24	Doug SETTERS M Exige S1						
1 -	1:48.168	+ 5.971	9:34:19.208	7 -	1:43.413	+ 1.216	9:44:47.331
2 -	1:45.728	+ 3.531	9:36:04.936	8 -	1:44.332	+ 2.135	9:46:31.663
3 -	1:42.197		9:37:47.133	9 -	1:42.643	+ 0.446	9:48:14.306
4 -	1:48.073	+ 5.876	9:39:35.206	10 -	1:42.961	+ 0.764	9:49:57.267
5 -	1:44.717	+ 2.520	9:41:19.923	11 -	1:42.420	+ 0.223	9:51:39.687
6 -	1:43.995	+ 1.798	9:43:03.918				
37	Mike DAVIES P Elise S2						
1 -	1:58.006	+ 9.807	9:37:42.371	5 -	1:50.153	+ 1.954	9:45:21.103
2 -	1:59.049	+ 10.850	9:39:41.420	6 -	1:48.199		9:47:09.302
3 -	1:56.089	+ 7.890	9:41:37.509	7 -	1:49.813	+ 1.614	9:48:59.115
4 -	1:53.441	+ 5.242	9:43:30.950	8 -	1:50.918	+ 2.719	9:50:50.033
39	Stephen DOCHERTY 211 Lotus 2-Eleven						
1 -	1:47.895	+ 4.289	9:34:40.823	5 -	2:48.392	+ 1:04.786	9:42:53.992
2 -	1:44.594	+ 0.988	9:36:25.417	6 -	1:45.114	+ 1.508	9:44:39.106
3 -	1:43.606		9:38:09.023	7 -	2:06.933 P	+ 23.327	9:46:46.039
4 -	1:56.577 P	+ 12.971	9:40:05.600				

Anglesey International GP
 Circuit Length = 2.1000 miles
 Start: 09:30 End: 09:51

Weather / Track : Cloudy / Damp

Lotus Elise Trophy

FREE PRACTICE - LAP ANALYSIS

40	Simon PHILLIPS		P Elise 52				
1 -	1:55.805	+ 10.972	9:35:08.792	6 -	1:48.265	+ 3.432	9:44:15.308
2 -	1:54.132	+ 9.299	9:37:02.924	7 -	1:46.690	+ 1.857	9:46:01.998
3 -	1:48.019	+ 3.186	9:38:50.943	8 -	1:47.326	+ 2.493	9:47:49.324
4 -	1:48.500	+ 3.667	9:40:39.443	9 -	1:45.311	+ 0.478	9:49:34.635
5 -	1:47.600	+ 2.767	9:42:27.043	10 -	1:44.833		9:51:19.468
43	Martin JOHNSTON		211 Lotus 2-Eleven				
1 -	1:54.303	+ 9.659	9:35:30.308	6 -	1:48.532	+ 3.888	9:44:42.100
2 -	1:52.491	+ 7.847	9:37:22.799	7 -	1:45.298	+ 0.654	9:46:27.398
3 -	1:51.399	+ 6.755	9:39:14.198	8 -	1:44.989	+ 0.345	9:48:12.387
4 -	1:49.062	+ 4.418	9:41:03.260	9 -	1:47.213	+ 2.569	9:49:59.600
5 -	1:50.308	+ 5.664	9:42:53.568	10 -	1:44.644		9:51:44.244
61	Andrew NAPIER		P Elise S1				
1 -	2:00.085	+ 6.209	9:35:06.921	4 -	1:55.039	+ 1.163	9:40:50.417
2 -	1:54.581	+ 0.705	9:37:01.502	5 -	1:58.907 P	+ 5.031	9:42:49.324
3 -	1:53.876		9:38:55.378				
62	Tom CHATTERWAY		211 Lotus 2-Eleven				
1 -	1:48.313	+ 5.886	9:34:59.076	6 -	1:43.583	+ 1.156	9:43:48.073
2 -	1:44.385	+ 1.958	9:36:43.461	7 -	1:50.246	+ 7.819	9:45:38.319
3 -	1:43.569	+ 1.142	9:38:27.030	8 -	1:44.500	+ 2.073	9:47:22.819
4 -	1:48.311	+ 5.884	9:40:15.341	9 -	1:42.470	+ 0.043	9:49:05.289
5 -	1:49.149	+ 6.722	9:42:04.490	10 -	1:42.427		9:50:47.716
64	Tony VERRIER		P Elise S1 Sport 160				
1 -	1:51.953	+ 5.233	9:34:25.830	6 -	1:49.958	+ 3.238	9:43:56.260
2 -	1:48.770	+ 2.050	9:36:14.600	7 -	1:47.785	+ 1.065	9:45:44.045
3 -	1:48.980	+ 2.260	9:38:03.580	8 -	1:46.907	+ 0.187	9:47:30.952
4 -	2:08.409	+ 21.689	9:40:11.989	9 -	1:50.474	+ 3.754	9:49:21.426
5 -	1:54.313	+ 7.593	9:42:06.302	10 -	1:46.720		9:51:08.146
65	Connaire FINN		M Elise S1 NA Honda				
1 -	1:42.374	+ 1.752	9:38:05.974	5 -	2:16.938	+ 36.316	9:45:38.976
2 -	1:46.107	+ 5.485	9:39:52.081	6 -	1:56.250	+ 15.628	9:47:35.226
3 -	1:43.062	+ 2.440	9:41:35.143	7 -	1:42.857	+ 2.235	9:49:18.083
4 -	1:46.895	+ 6.273	9:43:22.038	8 -	1:40.622		9:50:58.705
66	David FENN		M Motorsport Elise (invite)				
1 -	1:44.371	+ 3.822	9:35:11.976	5 -	1:40.549		9:42:02.295
2 -	1:43.540	+ 2.991	9:36:55.516	6 -	1:52.108 P	+ 11.559	9:43:54.403
3 -	1:43.576	+ 3.027	9:38:39.092	7 -	4:27.704	+ 2:47.155	9:48:22.107
4 -	1:42.654	+ 2.105	9:40:21.746	8 -	1:52.761	+ 12.212	9:50:14.868
69	Paul HARDING		P Elise S1 111S				
1 -	1:55.855	+ 11.579	9:35:03.818	6 -	1:45.564	+ 1.288	9:44:03.551
2 -	1:47.765	+ 3.489	9:36:51.583	7 -	1:44.651	+ 0.375	9:45:48.202
3 -	1:50.608	+ 6.332	9:38:42.191	8 -	1:44.276		9:47:32.478
4 -	1:48.545	+ 4.269	9:40:30.736	9 -	1:51.492	+ 7.216	9:49:23.970
5 -	1:47.251	+ 2.975	9:42:17.987	10 -	1:59.164	+ 14.888	9:51:23.134
70	Marcus JEWELL		P Elise S1				
1 -	1:55.348	+ 10.235	9:35:02.575	6 -	1:46.440	+ 1.327	9:44:09.136
2 -	1:48.380	+ 3.267	9:36:50.955	7 -	1:48.347	+ 3.234	9:45:57.483
3 -	1:50.717	+ 5.604	9:38:41.672	8 -	1:45.708	+ 0.595	9:47:43.191
4 -	1:53.245	+ 8.132	9:40:34.917	9 -	1:45.113		9:49:28.304
5 -	1:47.779	+ 2.666	9:42:22.696	10 -	1:46.493	+ 1.380	9:51:14.797
72	Matt FRANKS		P Elise S1				
1 -	1:53.400	+ 7.821	9:35:07.929	6 -	1:47.838	+ 2.259	9:44:11.397
2 -	1:50.833	+ 5.254	9:36:58.762	7 -	1:45.579		9:45:56.976
3 -	1:49.888	+ 4.309	9:38:48.650	8 -	1:45.776	+ 0.197	9:47:42.752

Anglesey International GP
Circuit Length = 2.1000 miles
Start: 09:30 End: 09:51

Weather / Track : Cloudy / Damp

Lotus Elise Trophy

FREE PRACTICE - LAP ANALYSIS

4 -	1:49.038	+ 3.459	9:40:37.688	9 -	1:46.316	+ 0.737	9:49:29.068
5 -	1:45.871	+ 0.292	9:42:23.559	10 -	1:46.631	+ 1.052	9:51:15.699
74	Peter TROTT P Elise S1						
1 -	1:58.383		9:34:47.876	4 -	2:03.265	+ 4.882	9:40:52.215
2 -	1:59.756	+ 1.373	9:36:47.632	5 -	2:04.936 P	+ 6.553	9:42:57.151
3 -	2:01.318	+ 2.935	9:38:48.950				
79	Pat McBENNETT M Elise S1 NA Honda						
1 -	1:59.089	+ 19.110	9:35:11.100	6 -	1:44.927	+ 4.948	9:44:10.221
2 -	1:54.408	+ 14.429	9:37:05.508	7 -	1:42.228	+ 2.249	9:45:52.449
3 -	1:46.658	+ 6.679	9:38:52.166	8 -	1:41.377	+ 1.398	9:47:33.826
4 -	1:49.884	+ 9.905	9:40:42.050	9 -	1:42.815	+ 2.836	9:49:16.641
5 -	1:43.244	+ 3.265	9:42:25.294	10 -	1:39.979		9:50:56.620
80	Stuart MASON P Elise S1 Sport 160						
1 -	1:48.833	+ 2.907	9:34:35.518	6 -	1:47.519	+ 1.593	9:43:58.769
2 -	1:47.526	+ 1.600	9:36:23.044	7 -	1:46.481	+ 0.555	9:45:45.250
3 -	1:56.607	+ 10.681	9:38:19.651	8 -	1:46.223	+ 0.297	9:47:31.473
4 -	2:02.207	+ 16.281	9:40:21.858	9 -	1:47.816	+ 1.890	9:49:19.289
5 -	1:49.392	+ 3.466	9:42:11.250	10 -	1:45.926		9:51:05.215
90	Greg NOBLE P Elise S1						
1 -	1:56.306	+ 8.388	9:34:48.594	6 -	1:51.137	+ 3.219	9:44:13.144
2 -	1:54.680	+ 6.762	9:36:43.274	7 -	1:50.052	+ 2.134	9:46:03.196
3 -	1:53.622	+ 5.704	9:38:36.896	8 -	1:48.970	+ 1.052	9:47:52.166
4 -	1:52.421	+ 4.503	9:40:29.317	9 -	1:47.943	+ 0.025	9:49:40.109
5 -	1:52.690	+ 4.772	9:42:22.007	10 -	1:47.918		9:51:28.027
93	Vitthal CHAUHAN P Elise S1						
1 -	3:39.241	+ 1:50.973	9:42:26.771	2 -	1:48.268		9:44:15.039
97	Andy DOLAN P Elise S1						
1 -	1:47.243	+ 1.892	9:34:14.159	6 -	1:45.826	+ 0.475	9:43:06.748
2 -	1:45.968	+ 0.617	9:36:00.127	7 -	1:45.412	+ 0.061	9:44:52.160
3 -	1:45.902	+ 0.551	9:37:46.029	8 -	1:46.938	+ 1.587	9:46:39.098
4 -	1:48.237	+ 2.886	9:39:34.266	9 -	1:45.615	+ 0.264	9:48:24.713
5 -	1:46.656	+ 1.305	9:41:20.922	10 -	1:45.351		9:50:10.064
111	Scott CRUICKSHANK 211 Lotus 2-Eleven						
1 -	1:43.309	+ 0.689	9:38:27.552	5 -	1:47.860	+ 5.240	9:45:38.977
2 -	1:51.217	+ 8.597	9:40:18.769	6 -	1:47.243	+ 4.623	9:47:26.220
3 -	1:49.728	+ 7.108	9:42:08.497	7 -	1:43.329	+ 0.709	9:49:09.549
4 -	1:42.620		9:43:51.117				
123	Jonathan WALKER 211 Lotus 2-Eleven						
1 -	1:45.836	+ 6.600	9:34:22.065	7 -	1:40.110	+ 0.874	9:44:29.065
2 -	1:41.754	+ 2.518	9:36:03.819	8 -	1:39.397	+ 0.161	9:46:08.462
3 -	1:39.936	+ 0.700	9:37:43.755	9 -	1:39.236		9:47:47.698
4 -	1:42.128	+ 2.892	9:39:25.883	10 -	1:39.357	+ 0.121	9:49:27.055
5 -	1:42.255	+ 3.019	9:41:08.138	11 -	1:39.508	+ 0.272	9:51:06.563
6 -	1:40.817	+ 1.581	9:42:48.955				

Lotus Elise Trophy

QUALIFYING - RACE 1 - CLASSIFICATION

POS	NO	CL	NAME	ENTRY	TIME	ON	LAPS	GAP	DIFF	MPH
1	19	M	Sean BICKNELL	Exige S1 Audi	1:37.436	5	11			77.58
2	66	M	David FENN	Motorsport Elise (invite)	1:37.694	4	12	0.258	0.258	77.38
3	123	211	Jonathan WALKER	Lotus 2-Eleven	1:37.847	9	12	0.411	0.153	77.26
4	111	211	Scott CRUICKSHANK	Lotus 2-Eleven	1:39.420	10	11	1.984	1.573	76.04
5	79	M	Pat McBENNETT	Elise S1 NA Honda	1:39.785	10	12	2.349	0.365	75.76
6	65	M	Connaire FINN	Elise S1 NA Honda	1:40.189	4	9	2.753	0.404	75.45
7	18	M	Steve WILLIAMS	Elise S1 (Ford Duratec)	1:40.411	4	6	2.975	0.222	75.29
8	24	M	Doug SETTERS	Exige S1	1:40.480	5	6	3.044	0.069	75.23
9	62	211	Tom CHATTERWAY	Lotus 2-Eleven	1:40.692	6	11	3.256	0.212	75.07
10	39	211	Stephen DOCHERTY	Lotus 2-Eleven	1:40.698	7	10	3.262	0.006	75.07
11	43	211	Martin JOHNSTON	Lotus 2-Eleven	1:42.347	5	12	4.911	1.649	73.86
12	69	P	Paul HARDING	Elise S1 111S	1:42.668	4	11	5.232	0.321	73.63
13	72	P	Matt FRANKS	Elise S1	1:43.820	8	12	6.384	1.152	72.81
14	80	P	Stuart MASON	Elise S1 Sport 160	1:44.053	5	11	6.617	0.233	72.65
15	40	P	Simon PHILLIPS	Elise S2	1:44.175	8	12	6.739	0.122	72.56
16	11	P	Russ TREASURE	Elise S2	1:44.367	5	11	6.931	0.192	72.43
17	97	P	Andy DOLAN	Elise S1	1:44.439	8	11	7.003	0.072	72.38
18	90	P	Greg NOBLE	Elise S1	1:44.777	5	11	7.341	0.338	72.15
19	37	P	Mike DAVIES	Elise S2	1:45.088	7	11	7.652	0.311	71.93
20	64	P	Tony VERRIER	Elise S1 Sport 160	1:46.063	7	11	8.627	0.975	71.27
21	70	P	Marcus JEWELL	Elise S1	1:46.808	2	5	9.372	0.745	70.78
22	4	P	Nigel AYRES	Elise S1 Sport 160	1:46.944	6	11	9.508	0.136	70.69
23	61	P	Andrew NAPIER	Elise S1	1:48.350	5	6	10.914	1.406	69.77
24	93	P	Vitthal CHAUHAN	Elise S1	1:49.145	4	11	11.709	0.795	69.26
25	5	P	Kan SAVAGE	Elise S1	1:49.424	3	4	11.988	0.279	69.08
26	17	P	Neil LIVSEY	Elise S2	1:49.703	10	10	12.267	0.279	68.91
27	74	P	Peter TROTT	Elise S1	1:52.587	4	9	15.151	2.884	67.14

Weather / Track : Showers / Damp

These results are provisional until the conclusion of any judicial and technical matters.

Anglesey International GP
Circuit Length = 2.1000 miles
Start: 10:48 End: 11:10

Clerk of Course :		Timekeeper :
-------------------	--	--------------

Lotus Elise Trophy

QUALIFYING - RACE 1 - LAP ANALYSIS

4	Nigel AYRES P Elise S1 Sport 160						
1 -	2:01.505	+ 14.561	10:51:27.933	7 -	1:47.637	+ 0.693	11:02:21.020
2 -	1:51.192	+ 4.248	10:53:19.125	8 -	1:48.075	+ 1.131	11:04:09.095
3 -	1:52.103	+ 5.159	10:55:11.228	9 -	1:49.179	+ 2.235	11:05:58.274
4 -	1:47.702	+ 0.758	10:56:58.930	10 -	1:50.130	+ 3.186	11:07:48.404
5 -	1:47.509	+ 0.565	10:58:46.439	11 -	1:50.352	+ 3.408	11:09:38.756
6 -	1:46.944		11:00:33.383				
5	Kan SAVAGE P Elise S1						
1 -	1:57.759	+ 8.335	10:51:15.808	3 -	1:49.424		10:55:05.358
2 -	2:00.126	+ 10.702	10:53:15.934	4 -	2:15.689 P	+ 26.265	10:57:21.047
11	Russ TREASURE P Elise S2						
1 -	1:54.190	+ 9.823	10:50:55.643	7 -	1:44.975	+ 0.608	11:01:29.252
2 -	1:48.133	+ 3.766	10:52:43.776	8 -	1:44.475	+ 0.108	11:03:13.727
3 -	1:45.217	+ 0.850	10:54:28.993	9 -	1:45.054	+ 0.687	11:04:58.781
4 -	1:45.343	+ 0.976	10:56:14.336	10 -	1:45.507	+ 1.140	11:06:44.288
5 -	1:44.367		10:57:58.703	11 -	2:21.954 P	+ 37.587	11:09:06.242
6 -	1:45.574	+ 1.207	10:59:44.277				
17	Neil LIVSEY P Elise S2						
1 -	2:01.369	+ 11.666	10:51:18.669	6 -	1:56.487 P	+ 6.784	11:00:57.506
2 -	1:58.270	+ 8.567	10:53:16.939	7 -	2:30.151	+ 40.448	11:03:27.657
3 -	1:55.436	+ 5.733	10:55:12.375	8 -	1:52.779	+ 3.076	11:05:20.436
4 -	1:53.744	+ 4.041	10:57:06.119	9 -	1:52.852	+ 3.149	11:07:13.288
5 -	1:54.900	+ 5.197	10:59:01.019	10 -	1:49.703		11:09:02.991
18	Steve WILLIAMS M Elise S1 (Ford Duratec)						
1 -	4:57.708 P	+ 3:17.297	10:53:59.136	4 -	1:40.411		11:05:44.357
2 -	8:12.277 P	+ 6:31.866	11:02:11.413	5 -	1:40.945	+ 0.534	11:07:25.302
3 -	1:52.533	+ 12.122	11:04:03.946	6 -	1:42.031	+ 1.620	11:09:07.333
19	Sean BICKNELL M Exige S1 Audi						
1 -	1:51.219	+ 13.783	10:50:51.788	7 -	1:37.500	+ 0.064	11:00:49.187
2 -	1:40.217	+ 2.781	10:52:32.005	8 -	1:48.740	+ 11.304	11:02:37.927
3 -	1:38.165	+ 0.729	10:54:10.170	9 -	1:37.475	+ 0.039	11:04:15.402
4 -	1:41.007	+ 3.571	10:55:51.177	10 -	1:38.539	+ 1.103	11:05:53.941
5 -	1:37.436		10:57:28.613	11 -	2:30.001 P	+ 52.565	11:08:23.942
6 -	1:43.074	+ 5.638	10:59:11.687				
24	Doug SETTERS M Exige S1						
1 -	1:50.368	+ 9.888	10:50:53.586	4 -	1:40.510	+ 0.030	10:55:58.726
2 -	1:42.170	+ 1.690	10:52:35.756	5 -	1:40.480		10:57:39.206
3 -	1:42.460	+ 1.980	10:54:18.216	6 -	1:51.958 P	+ 11.478	10:59:31.164
37	Mike DAVIES P Elise S2						
1 -	1:58.056	+ 12.968	10:51:48.902	7 -	1:45.088		11:02:30.001
2 -	1:48.521	+ 3.433	10:53:37.423	8 -	1:46.312	+ 1.224	11:04:16.313
3 -	1:47.772	+ 2.684	10:55:25.195	9 -	1:46.521	+ 1.433	11:06:02.834
4 -	1:47.680	+ 2.592	10:57:12.875	10 -	1:47.073	+ 1.985	11:07:49.907
5 -	1:46.321	+ 1.233	10:58:59.196	11 -	1:49.492	+ 4.404	11:09:39.399
6 -	1:45.717	+ 0.629	11:00:44.913				
39	Stephen DOCHERTY 211 Lotus 2-Eleven						
1 -	1:50.788	+ 10.090	10:51:32.168	6 -	1:41.747	+ 1.049	11:00:34.098
2 -	1:48.993	+ 8.295	10:53:21.161	7 -	1:40.698		11:02:14.796
3 -	2:06.261	+ 25.563	10:55:27.422	8 -	2:03.374 P	+ 22.676	11:04:18.170
4 -	1:41.505	+ 0.807	10:57:08.927	9 -	3:36.151	+ 1:55.453	11:07:54.321
5 -	1:43.424	+ 2.726	10:58:52.351	10 -	1:43.376	+ 2.678	11:09:37.697
40	Simon PHILLIPS P Elise 52						
1 -	1:51.620	+ 7.445	10:50:57.500	7 -	1:46.504	+ 2.329	11:01:31.531
2 -	1:47.334	+ 3.159	10:52:44.834	8 -	1:44.175		11:03:15.706

Anglesey International GP
Circuit Length = 2.1000 miles
Start: 10:48 End: 11:10

Weather / Track : Showers / Damp

Lotus Elise Trophy

QUALIFYING - RACE 1 - LAP ANALYSIS

3 -	1:45.267	+ 1.092	10:54:30.101	9 -	1:44.638	+ 0.463	11:05:00.344
4 -	1:44.918	+ 0.743	10:56:15.019	10 -	1:44.832	+ 0.657	11:06:45.176
5 -	1:44.326	+ 0.151	10:57:59.345	11 -	1:45.128	+ 0.953	11:08:30.304
6 -	1:45.682	+ 1.507	10:59:45.027	12 -	1:46.759	+ 2.584	11:10:17.063
43	Martin JOHNSTON 211 Lotus 2-Eleven						
1 -	1:51.316	+ 8.969	10:51:26.228	7 -	1:43.325	+ 0.978	11:01:47.755
2 -	1:45.974	+ 3.627	10:53:12.202	8 -	1:44.053	+ 1.706	11:03:31.808
3 -	1:43.502	+ 1.155	10:54:55.704	9 -	1:44.827	+ 2.480	11:05:16.635
4 -	1:42.921	+ 0.574	10:56:38.625	10 -	1:43.033	+ 0.686	11:06:59.668
5 -	1:42.347		10:58:20.972	11 -	1:43.771	+ 1.424	11:08:43.439
6 -	1:43.458	+ 1.111	11:00:04.430	12 -	1:55.442	+ 13.095	11:10:38.881
61	Andrew NAPIER P Elise S1						
1 -	1:59.009	+ 10.659	10:51:22.007	4 -	1:55.535	+ 7.185	10:57:08.464
2 -	1:55.896	+ 7.546	10:53:17.903	5 -	1:48.350		10:58:56.814
3 -	1:55.026	+ 6.676	10:55:12.929	6 -	2:13.937 P	+ 25.587	11:01:10.751
62	Tom CHATTERWAY 211 Lotus 2-Eleven						
1 -	1:52.579	+ 11.887	10:51:25.342	7 -	1:42.498	+ 1.806	11:01:38.667
2 -	1:44.785	+ 4.093	10:53:10.127	8 -	1:41.642	+ 0.950	11:03:20.309
3 -	1:42.369	+ 1.677	10:54:52.496	9 -	1:55.590	+ 14.898	11:05:15.899
4 -	1:41.454	+ 0.762	10:56:33.950	10 -	1:41.959	+ 1.267	11:06:57.858
5 -	1:41.527	+ 0.835	10:58:15.477	11 -	1:42.731	+ 2.039	11:08:40.589
6 -	1:40.692		10:59:56.169				
64	Tony VERRIER P Elise S1 Sport 160						
1 -	1:57.636	+ 11.573	10:51:22.571	7 -	1:46.063		11:02:14.504
2 -	1:54.875	+ 8.812	10:53:17.446	8 -	1:48.124	+ 2.061	11:04:02.628
3 -	1:48.534	+ 2.471	10:55:05.980	9 -	1:46.881	+ 0.818	11:05:49.509
4 -	1:47.780	+ 1.717	10:56:53.760	10 -	1:46.455	+ 0.392	11:07:35.964
5 -	1:47.596	+ 1.533	10:58:41.356	11 -	1:56.411 P	+ 10.348	11:09:32.375
6 -	1:47.085	+ 1.022	11:00:28.441				
65	Connaire FINN M Elise S1 NA Honda						
1 -	2:06.621	+ 26.432	10:51:37.620	6 -	4:30.592	+ 2:50.403	11:03:40.551
2 -	1:42.409	+ 2.220	10:53:20.029	7 -	1:41.622	+ 1.433	11:05:22.173
3 -	2:13.429	+ 33.240	10:55:33.458	8 -	1:41.636	+ 1.447	11:07:03.809
4 -	1:40.189		10:57:13.647	9 -	1:58.142	+ 17.953	11:09:01.951
5 -	1:56.312 P	+ 16.123	10:59:09.959				
66	David FENN M Motorsport Elise (invite)						
1 -	1:53.906	+ 16.212	10:51:22.822	7 -	1:38.502	+ 0.808	11:01:14.450
2 -	1:40.585	+ 2.891	10:53:03.407	8 -	1:38.695	+ 1.001	11:02:53.145
3 -	1:38.140	+ 0.446	10:54:41.547	9 -	1:38.940	+ 1.246	11:04:32.085
4 -	1:37.694		10:56:19.241	10 -	1:38.807	+ 1.113	11:06:10.892
5 -	1:38.372	+ 0.678	10:57:57.613	11 -	1:39.227	+ 1.533	11:07:50.119
6 -	1:38.335	+ 0.641	10:59:35.948	12 -	1:40.003	+ 2.309	11:09:30.122
69	Paul HARDING P Elise S1 111S						
1 -	1:53.727	+ 11.059	10:51:30.464	7 -	1:46.859	+ 4.191	11:01:57.049
2 -	1:45.630	+ 2.962	10:53:16.094	8 -	1:44.149	+ 1.481	11:03:41.198
3 -	1:43.591	+ 0.923	10:54:59.685	9 -	1:43.414	+ 0.746	11:05:24.612
4 -	1:42.668		10:56:42.353	10 -	1:44.442	+ 1.774	11:07:09.054
5 -	1:43.232	+ 0.564	10:58:25.585	11 -	2:01.361	+ 18.693	11:09:10.415
6 -	1:44.605	+ 1.937	11:00:10.190				
70	Marcus JEWELL P Elise S1						
1 -	1:51.024	+ 4.216	10:51:27.003	4 -	3:10.379	+ 1:23.571	10:58:22.559
2 -	1:46.808		10:53:13.811	5 -	1:57.737 P	+ 10.929	11:00:20.296
3 -	1:58.369 P	+ 11.561	10:55:12.180				
72	Matt FRANKS P Elise S1						
1 -	1:51.713	+ 7.893	10:50:57.023	7 -	1:44.964	+ 1.144	11:01:30.544

Anglesey International GP
Circuit Length = 2.1000 miles
Start: 10:48 End: 11:10

Weather / Track : Showers / Damp

Lotus Elise Trophy

QUALIFYING - RACE 1 - LAP ANALYSIS

2 -	1:48.437	+ 4.617	10:52:45.460	8 -	1:43.820		11:03:14.364
3 -	1:45.696	+ 1.876	10:54:31.156	9 -	1:45.328	+ 1.508	11:04:59.692
4 -	1:44.510	+ 0.690	10:56:15.666	10 -	1:44.526	+ 0.706	11:06:44.218
5 -	1:44.544	+ 0.724	10:58:00.210	11 -	1:45.397	+ 1.577	11:08:29.615
6 -	1:45.370	+ 1.550	10:59:45.580	12 -	1:56.001 P	+ 12.181	11:10:25.616
74	Peter TROTT P Elise S1						
1 -	2:04.685	+ 12.098	10:51:46.463	6 -	1:56.148	+ 3.561	11:01:19.165
2 -	1:56.032	+ 3.445	10:53:42.495	7 -	1:53.904	+ 1.317	11:03:13.069
3 -	1:53.580	+ 0.993	10:55:36.075	8 -	1:55.977	+ 3.390	11:05:09.046
4 -	1:52.587		10:57:28.662	9 -	2:44.975 P	+ 52.388	11:07:54.021
5 -	1:54.355	+ 1.768	10:59:23.017				
79	Pat McBENNETT M Elise S1 NA Honda						
1 -	1:51.044	+ 11.259	10:51:04.308	7 -	1:40.689	+ 0.904	11:01:09.613
2 -	1:41.513	+ 1.728	10:52:45.821	8 -	1:40.084	+ 0.299	11:02:49.697
3 -	1:42.343	+ 2.558	10:54:28.164	9 -	1:40.114	+ 0.329	11:04:29.811
4 -	1:40.635	+ 0.850	10:56:08.799	10 -	1:39.785		11:06:09.596
5 -	1:40.080	+ 0.295	10:57:48.879	11 -	1:50.311	+ 10.526	11:07:59.907
6 -	1:40.045	+ 0.260	10:59:28.924	12 -	1:55.775 P	+ 15.990	11:09:55.682
80	Stuart MASON P Elise S1 Sport 160						
1 -	1:57.699	+ 13.646	10:51:09.679	7 -	2:06.997	+ 22.944	11:02:04.666
2 -	1:47.153	+ 3.100	10:52:56.832	8 -	1:53.766	+ 9.713	11:03:58.432
3 -	1:45.769	+ 1.716	10:54:42.601	9 -	1:47.179	+ 3.126	11:05:45.611
4 -	1:45.350	+ 1.297	10:56:27.951	10 -	1:46.662	+ 2.609	11:07:32.273
5 -	1:44.053		10:58:12.004	11 -	1:45.604	+ 1.551	11:09:17.877
6 -	1:45.665	+ 1.612	10:59:57.669				
90	Greg NOBLE P Elise S1						
1 -	1:57.203	+ 12.426	10:51:06.627	7 -	1:50.514	+ 5.737	11:01:50.955
2 -	1:51.320	+ 6.543	10:52:57.947	8 -	1:51.924	+ 7.147	11:03:42.879
3 -	1:46.006	+ 1.229	10:54:43.953	9 -	1:45.115	+ 0.338	11:05:27.994
4 -	1:45.031	+ 0.254	10:56:28.984	10 -	1:46.391	+ 1.614	11:07:14.385
5 -	1:44.777		10:58:13.761	11 -	1:52.292	+ 7.515	11:09:06.677
6 -	1:46.680	+ 1.903	11:00:00.441				
93	Vitthal CHAUHAN P Elise S1						
1 -	2:02.202	+ 13.057	10:51:48.750	7 -	1:51.203	+ 2.058	11:02:56.660
2 -	1:54.489	+ 5.344	10:53:43.239	8 -	1:50.843	+ 1.698	11:04:47.503
3 -	1:51.768	+ 2.623	10:55:35.007	9 -	1:52.300	+ 3.155	11:06:39.803
4 -	1:49.145		10:57:24.152	10 -	1:51.804	+ 2.659	11:08:31.607
5 -	1:49.758	+ 0.613	10:59:13.910	11 -	2:09.702 P	+ 20.557	11:10:41.309
6 -	1:51.547	+ 2.402	11:01:05.457				
97	Andy DOLAN P Elise S1						
1 -	1:55.878	+ 11.439	10:51:16.821	7 -	1:45.230	+ 0.791	11:01:50.532
2 -	1:46.426	+ 1.987	10:53:03.247	8 -	1:44.439		11:03:34.971
3 -	1:45.193	+ 0.754	10:54:48.440	9 -	1:45.540	+ 1.101	11:05:20.511
4 -	1:45.487	+ 1.048	10:56:33.927	10 -	1:45.507	+ 1.068	11:07:06.018
5 -	1:45.532	+ 1.093	10:58:19.459	11 -	1:45.416	+ 0.977	11:08:51.434
6 -	1:45.843	+ 1.404	11:00:05.302				
111	Scott CRUICKSHANK 211 Lotus 2-Eleven						
1 -	2:10.916	+ 31.496	10:51:59.175	7 -	1:40.004	+ 0.584	11:02:22.255
2 -	1:41.182	+ 1.762	10:53:40.357	8 -	1:50.617	+ 11.197	11:04:12.872
3 -	1:42.068	+ 2.648	10:55:22.425	9 -	1:43.649	+ 4.229	11:05:56.521
4 -	1:40.173	+ 0.753	10:57:02.598	10 -	1:39.420		11:07:35.941
5 -	1:39.670	+ 0.250	10:58:42.268	11 -	2:12.939 P	+ 33.519	11:09:48.880
6 -	1:59.983	+ 20.563	11:00:42.251				
123	Jonathan WALKER 211 Lotus 2-Eleven						
1 -	1:46.972	+ 9.125	10:50:54.093	7 -	1:41.813	+ 3.966	11:01:17.210
2 -	1:42.236	+ 4.389	10:52:36.329	8 -	1:38.008	+ 0.161	11:02:55.218

Anglesey International GP
 Circuit Length = 2.1000 miles
 Start: 10:48 End: 11:10

Weather / Track : Showers / Damp


Lotus Elise Trophy

QUALIFYING - RACE 1 - LAP ANALYSIS

3 -	1:40.187	+ 2.340	10:54:16.516	9 -	1:37.847		11:04:33.065
4 -	1:39.941	+ 2.094	10:55:56.457	10 -	1:38.630	+ 0.783	11:06:11.695
5 -	1:38.853	+ 1.006	10:57:35.310	11 -	1:39.400	+ 1.553	11:07:51.095
6 -	2:00.087	+ 22.240	10:59:35.397	12 -	1:41.002	+ 3.155	11:09:32.097

Lotus Elise Trophy

QUALIFYING - RACE 1 - GRID

ROW 14		1:52.587 74 Peter TROTT	
ROW 13	1:49.703 17 Neil LIVSEY		1:49.424 5 Kan SAVAGE
ROW 12	1:49.145 93 Vitthal CHAUHAN	1:48.350 61 Andrew NAPIER	
ROW 11	1:46.944 4 Nigel AYRES		1:46.808 70 Marcus JEWELL
ROW 10	1:46.063 64 Tony VERRIER	1:45.088 37 Mike DAVIES	
ROW 9	1:44.777 90 Greg NOBLE		1:44.439 97 Andy DOLAN
ROW 8	1:44.367 11 Russ TREASURE	1:44.175 40 Simon PHILLIPS	
ROW 7	1:44.053 80 Stuart MASON		1:43.820 72 Matt FRANKS
ROW 6	1:42.668 69 Paul HARDING	1:42.347 43 Martin JOHNSTON	
ROW 5	1:40.698 39 Stephen DOCHERTY		1:40.692 62 Tom CHATTERWAY
ROW 4	1:40.480 24 Doug SETTERS	1:40.411 18 Steve WILLIAMS	
ROW 3	1:40.189 65 Connaire FINN		1:39.785 79 Pat McBENNETT
ROW 2	1:39.420 111 Scott CRUICKSHANK	1:37.847 123 Jonathan WALKER	
ROW 1	1:37.694 66 David FENN		1:37.436 19 Sean BICKNELL
Pole			
			

Anglesey International GP
Circuit Length = 2.1000 miles

Clerk of Course :		Timekeeper :

Lotus Elise Trophy

RACE 1 - CLASSIFICATION

POS	NO	CL	NAME	ENTRY	LAPS	TIME	GAP	DIFF	MPH	BEST	ON
1	19	M	Sean BICKNELL	Exige S1 Audi	12	20:12.473			74.82	1:39.483	5
2	66	M	David FENN	Motorsport Elise (invite)	12	20:12.880	0.407	0.407	74.79	1:37.270	7
3	65	M	Connaire FINN	Elise S1 NA Honda	12	20:24.393	11.920	11.513	74.09	1:40.895	5
4	18	M	Steve WILLIAMS	Elise S1 (Ford Duratec)	12	20:25.214	12.741	0.821	74.04	1:39.976	7
5	123	211	Jonathan WALKER	Lotus 2-Eleven	12	20:25.426	12.953	0.212	74.03	1:38.464	9
6	111	211	Scott CRUICKSHANK	Lotus 2-Eleven	12	20:29.922	17.449	4.496	73.76	1:39.553	5
7	39	211	Stephen DOCHERTY	Lotus 2-Eleven	12	20:33.880	21.407	3.958	73.52	1:40.895	12
8	62	211	Tom CHATTERWAY	Lotus 2-Eleven	12	20:35.009	22.536	1.129	73.45	1:40.446	9
9	24	M	Doug SETTERS	Exige S1	12	20:57.363	44.890	22.354	72.15	1:42.817	10
10	43	211	Martin JOHNSTON	Lotus 2-Eleven	12	20:58.107	45.634	0.744	72.10	1:42.939	8
11	69	P	Paul HARDING	Elise S1 111S	12	21:20.655	1:08.182	22.548	70.83	1:44.712	5
12	70	P	Marcus JEWELL	Elise S1	12	21:23.980	1:11.507	3.325	70.65	1:44.498	11
13	72	P	Matt FRANKS	Elise S1	12	21:24.489	1:12.016	0.509	70.62	1:44.243	11
14	80	P	Stuart MASON	Elise S1 Sport 160	12	21:25.428	1:12.955	0.939	70.57	1:44.679	12
15	37	P	Mike DAVIES	Elise S2	12	21:32.723	1:20.250	7.295	70.17	1:45.431	6
16	97	P	Andy DOLAN	Elise S1	12	21:34.914	1:22.441	2.191	70.05	1:45.094	8
17	4	P	Nigel AYRES	Elise S1 Sport 160	12	21:36.098	1:23.625	1.184	69.99	1:44.695	11
18	40	P	Simon PHILLIPS	Elise 52	12	21:37.396	1:24.923	1.298	69.92	1:44.343	11
19	90	P	Greg NOBLE	Elise S1	12	21:39.598	1:27.125	2.202	69.80	1:44.973	11
20	61	P	Andrew NAPIER	Elise S1	11	20:17.915	1 lap	1 lap	68.28	1:47.612	8
21	17	P	Neil LIVSEY	Elise S2	11	20:23.264	1 lap	5.349	67.98	1:48.105	6
22	74	P	Peter TROTT	Elise S1	11	21:42.372	1 lap	1:19.108	63.85	1:55.836	5

NOT CLASSIFIED

DNF	11	P	Russ TREASURE	Elise S2	7	13:56.582	5 laps	4 laps	63.25	1:45.308	6
DNF	79	M	Pat McBENNETT	Elise S1 NA Honda	3	5:46.567	9 laps	4 laps	65.44	1:48.522	1
DNF	64	P	Tony VERRIER	Elise S1 Sport 160	1	2:25.721	11 laps	2 laps	51.87		
DNF	93	P	Vitthal CHAUHAN	Elise S1	0						

FASTEST LAP

66	M	David FENN	Motorsport Elise (invite)	7	1:37.270	77.72 mph	125.08 kph
123	211	Jonathan WALKER	Lotus 2-Eleven	9	1:38.464	76.77 mph	123.56 kph
72	P	Matt FRANKS	Elise S1	11	1:44.243	72.52 mph	116.71 kph

Weather / Track : Very Windy / Drying

These results are provisional until the conclusion of any judicial and technical matters.

Anglesey International GP
Circuit Length = 2.1000 miles
Start: 12:16 End: 12:38

Clerk of Course :	Timekeeper :
-------------------	--------------

Lotus Elise Trophy

RACE 1 - LAP CHART

Lap 1			Lap 2			Lap 3			Lap 4			Lap 5		
No	Behind	Laptime	No	Behind	Laptime	No	Behind	Laptime	No	Behind	Laptime	No	Behind	Laptime
19		1:45.275	19		1:44.369	19		1:41.105	19		1:40.020	19		1:39.483
111	2.503	1:47.778	111	0.461	1:42.327	111	0.610	1:41.254	111	0.543	1:39.953	111	0.613	1:39.553
65	2.773	1:48.048	65	0.829	1:42.425	65	1.139	1:41.415	65	2.277	1:41.158	65	3.689	1:40.895
79	3.247	1:48.522	18	2.845	1:43.408	18	4.260	1:42.520	18	5.943	1:41.703	18	7.681	1:41.221
18	3.806	1:49.081	39	4.700	1:43.234	39	7.893	1:44.298	39	9.725	1:41.852	39	12.275	1:42.033
39	5.835	1:51.110	62	6.790	1:44.761	62	9.186	1:43.501	62	10.921	1:41.755	66	13.708	1:38.270
62	6.398	1:51.673	24	8.781	1:45.503	24	12.250	1:44.574	66	14.921	1:39.885	62	14.388	1:42.950
24	7.647	1:52.922	43	10.157	1:45.517	43	14.512	1:45.460	24	16.677	1:44.447	123	18.589	1:39.765
43	9.009	1:54.284	69	11.136	1:45.903	66	15.056	1:39.359	123	18.307	1:39.219	24	21.769	1:44.575
69	9.602	1:54.877	72	12.654	1:46.641	69	15.863	1:45.832	43	19.496	1:45.004	43	23.619	1:43.606
72	10.382	1:55.657	79	15.844	1:56.966	123	19.108	1:42.199	69	20.839	1:44.996	69	26.068	1:44.712
97	10.727	1:56.002	66	16.802	1:46.386	72	21.063	1:49.514	72	28.360	1:47.317	72	35.552	1:46.675
11	11.606	1:56.881	40	17.242	1:49.834	70	24.319	1:46.624	70	30.628	1:46.329	70	37.593	1:46.448
40	11.777	1:57.052	123	18.014	1:43.712	80	26.099	1:47.123	80	31.461	1:45.382	80	38.429	1:46.451
80	13.006	1:58.281	70	18.800	1:49.595	37	26.468	1:47.123	37	32.482	1:46.034	37	39.285	1:46.286
70	13.574	1:58.849	80	20.081	1:51.444	97	27.131	1:47.257	97	33.038	1:45.927	97	40.150	1:46.595
90	13.905	1:59.180	37	20.450	1:50.688	4	29.337	1:48.065	4	35.952	1:46.635	4	43.556	1:47.087
37	14.131	1:59.406	97	20.979	1:54.621	90	31.907	1:51.253	90	39.673	1:47.786	90	48.351	1:48.161
66	14.785	2:00.060	90	21.759	1:52.223	61	31.979	1:49.588	11	44.586	1:45.927	11	51.277	1:46.174
4	16.056	2:01.331	4	22.377	1:50.690	79	35.818	2:01.079 P	40	44.991	1:45.649	40	51.480	1:45.972
61	17.373	2:02.648	61	23.496	1:50.492	11	38.679	1:48.014	61	48.362	1:56.403	61	57.245	1:48.366
17	18.142	2:03.417	17	24.025	1:50.252	40	39.362	2:03.225	17	49.470	1:49.298	17	58.885	1:48.898
123	18.671	2:03.946	11	31.770	2:04.533	17	40.192	1:57.272	74	1:08.815	1:58.103	74	1:25.168	1:55.836
74	22.203	2:07.478	74	35.227	1:57.393	74	50.732	1:56.610						
64	40.446	2:25.721 P												

Lotus Elise Trophy

RACE 1 - LAP CHART


Lap 6			Lap 7			Lap 8			Lap 9			Lap 10		
No	Behind	Laptime	No	Behind	Laptime	No	Behind	Laptime	No	Behind	Laptime	No	Behind	Laptime
19		1:39.966	19		1:39.598	19		1:40.225	19		1:41.092	19		1:40.624
65	6.199	1:42.476	74	1 LAP	1:56.537	65	9.003	1:41.460	66	7.538	1:39.340	66	4.562	1:37.648
18	8.695	1:40.980	65	7.768	1:41.167	66	9.290	1:38.495	65	9.024	1:41.113	65	9.604	1:41.204
66	13.348	1:39.606	18	9.073	1:39.976	18	9.802	1:40.954	18	9.676	1:40.966	18	10.213	1:41.161
111	13.839	1:53.192	66	11.020	1:37.270	111	15.671	1:40.308	111	14.227	1:39.648	123	12.675	1:38.818
39	15.032	1:42.723	111	15.588	1:41.347	123	17.109	1:39.497	123	14.481	1:38.464	111	13.686	1:40.083
62	16.288	1:41.866	39	16.664	1:41.230	39	18.321	1:41.882	39	18.451	1:41.222	39	20.083	1:42.256
123	17.687	1:39.064	123	17.837	1:39.748	62	19.213	1:40.534	62	18.567	1:40.446	62	20.305	1:42.362
24	25.871	1:44.068	62	18.904	1:42.214	74	1 LAP	1:59.687	24	36.354	1:43.472	24	38.547	1:42.817
43	27.547	1:43.894	24	30.214	1:43.941	11	1 LAP	2:49.745 P	74	1 LAP	1:55.961	43	39.023	1:42.964
69	31.526	1:45.424	43	31.904	1:43.955	24	33.974	1:43.985	43	36.683	1:43.157	74	1 LAP	1:56.344
72	42.152	1:46.566	69	37.538	1:45.610	43	34.618	1:42.939	69	48.276	1:46.265	69	53.766	1:46.114
70	43.218	1:45.591	72	49.620	1:47.066	69	43.103	1:45.790	70	58.135	1:44.722	70	1:02.966	1:45.455
80	44.330	1:45.867	70	50.037	1:46.417	70	54.505	1:44.693	72	59.290	1:44.801	72	1:03.679	1:45.013
37	44.750	1:45.431	80	50.596	1:45.864	72	55.581	1:46.186	80	59.862	1:44.895	80	1:04.169	1:44.931
4	50.864	1:47.274	37	51.126	1:45.974	80	56.059	1:45.688	37	1:01.515	1:45.612	37	1:06.992	1:46.101
97	51.817	1:51.633	97	57.972	1:45.753	37	56.995	1:46.094	97	1:07.249	1:45.500	97	1:12.364	1:45.739
90	55.225	1:46.840	4	58.708	1:47.442	97	1:02.841	1:45.094	4	1:08.710	1:45.584	4	1:13.647	1:45.561
11	56.619	1:45.308	90	1:01.944	1:46.317	4	1:04.218	1:45.735	40	1:11.528	1:44.689	40	1:16.046	1:45.142
40	57.072	1:45.558	40	1:03.397	1:45.923	90	1:06.943	1:45.224	90	1:12.206	1:46.355	90	1:16.985	1:45.403
61	1:04.914	1:47.635	61	1:13.382	1:48.066	40	1:07.931	1:44.759	61	1:28.327	1:48.650	61	1:36.109	1:48.406
17	1:07.024	1:48.105	17	1:15.916	1:48.490	61	1:20.769	1:47.612	17	1:32.101	1:48.721			
						17	1:24.472	1:48.781						

Lotus Elise Trophy
RACE 1 - LAP CHART

Lap 11			Lap 12		
No	Behind	Laptime	No	Behind	Laptime
19		1:41.061	19		1:39.655
17	1 LAP	1:50.612	66	0.407	1:38.453
66	1.609	1:38.108	61	1 LAP	1:50.049
65	10.537	1:41.994	17	1 LAP	1:49.418
18	11.105	1:41.953	65	11.920	1:41.038
123	13.623	1:42.009	18	12.741	1:41.291
111	14.101	1:41.476	123	12.953	1:38.985
39	20.167	1:41.145	111	17.449	1:43.003
62	20.876	1:41.632	39	21.407	1:40.895
24	41.029	1:43.543	62	22.536	1:41.315
43	41.632	1:43.670	24	44.890	1:43.516
69	59.863	1:47.158	43	45.634	1:43.657
70	1:06.403	1:44.498	69	1:08.182	1:47.974
72	1:06.861	1:44.243	70	1:11.507	1:44.759
80	1:07.931	1:44.823	72	1:12.016	1:44.810
74	1 LAP	1:58.731	80	1:12.955	1:44.679
37	1:13.317	1:47.386	37	1:20.250	1:46.588
97	1:16.708	1:45.405	97	1:22.441	1:45.388
4	1:17.281	1:44.695	4	1:23.625	1:45.999
40	1:19.328	1:44.343	40	1:24.923	1:45.250
90	1:20.897	1:44.973	90	1:27.125	1:45.883
			74	1 LAP	1:59.692

Lotus Elise Trophy

RACE 3 - GRID

ROW 13		1:52.587 74 Peter TROTT
ROW 12	1:49.703 17 Neil LIVSEY	1:49.145 93 Vitthal CHAUHAN
ROW 11	1:48.350 61 Andrew NAPIER	1:46.944 4 Nigel AYRES
ROW 10	1:46.808 70 Marcus JEWELL	1:46.063 64 Tony VERRIER
ROW 9	1:45.088 37 Mike DAVIES	1:44.777 90 Greg NOBLE
ROW 8	1:44.439 97 Andy DOLAN	1:44.367 11 Russ TREASURE
ROW 7	1:44.175 40 Simon PHILLIPS	1:44.053 80 Stuart MASON
ROW 6	1:43.820 72 Matt FRANKS	1:42.668 69 Paul HARDING
ROW 5	1:42.347 43 Martin JOHNSTON	1:40.698 39 Stephen DOCHERTY
ROW 4	1:40.692 62 Tom CHATTERWAY	1:37.436 19 Sean BICKNELL
ROW 3	1:37.694 66 David FENN	1:39.420 111 Scott CRUICKSHANK
ROW 2	1:39.785 79 Pat McBENNETT	1:40.189 65 Connaire FINN
ROW 1	1:40.411 18 Steve WILLIAMS	1:40.480 24 Doug SETTERS
Pole		
		

Anglesey International GP
Circuit Length = 2.1000 miles

Clerk of Course :		Timekeeper :

Lotus Elise Trophy

RACE 3 - CLASSIFICATION

POS	NO	CL	NAME	ENTRY	LAPS	TIME	GAP	DIFF	MPH	BEST	ON
1	66	M	David FENN	Motorsport Elise (invite)	12	20:07.246			75.14	1:38.188	12
2	18	M	Steve WILLIAMS	Elise S1 (Ford Duratec)	12	20:09.191	1.945	1.945	75.02	1:39.839	9
3	111	211	Scott CRUICKSHANK	Lotus 2-Eleven	12	20:09.387	2.141	0.196	75.01	1:39.460	12
4	65	M	Connaire FINN	Elise S1 NA Honda	12	20:12.713	5.467	3.326	74.80	1:39.995	4
5	62	211	Tom CHATTERWAY	Lotus 2-Eleven	12	20:23.278	16.032	10.565	74.16	1:40.784	4
6	24	M	Doug SETTERS	Exige S1	12	20:26.375	19.129	3.097	73.97	1:40.829	12
7	43	211	Martin JOHNSTON	Lotus 2-Eleven	12	20:53.567	46.321	27.192	72.36	1:42.346	2
8	69	P	Paul HARDING	Elise S1 111S	12	21:05.067	57.821	11.500	71.71	1:43.119	3
9	70	P	Marcus JEWELL	Elise S1	12	21:13.126	1:05.880	8.059	71.25	1:44.355	6
10	11	P	Russ TREASURE	Elise S2	12	21:13.656	1:06.410	0.530	71.22	1:44.538	2
11	72	P	Matt FRANKS	Elise S1	12	21:13.880	1:06.634	0.224	71.21	1:44.037	7
12	40	P	Simon PHILLIPS	Elise 52	12	21:15.761	1:08.515	1.881	71.11	1:43.934	7
13	80	P	Stuart MASON	Elise S1 Sport 160	12	21:17.571	1:10.325	1.810	71.00	1:44.384	3
14	37	P	Mike DAVIES	Elise S2	12	21:19.576	1:12.330	2.005	70.89	1:44.311	8
15	4	P	Nigel AYRES	Elise S1 Sport 160	12	21:29.064	1:21.818	9.488	70.37	1:45.723	8
16	90	P	Greg NOBLE	Elise S1	12	21:31.885	1:24.639	2.821	70.22	1:45.331	11
17	61	P	Andrew NAPIER	Elise S1	12	21:42.318	1:35.072	10.433	69.65	1:45.923	11
18	93	P	Vitthal CHAUHAN	Elise S1	12	21:43.391	1:36.145	1.073	69.60	1:45.680	8
19	17	P	Neil LIVSEY	Elise S2	12	21:43.889	1:36.643	0.498	69.57	1:46.566	11
20	97	P	Andy DOLAN	Elise S1	12	21:44.793	1:37.547	0.904	69.52	1:44.873	3
21	74	P	Peter TROTT	Elise S1	11	21:35.845	1 lap	1 lap	64.17	1:55.257	8

NOT CLASSIFIED

DNF	64	P	Tony VERRIER	Elise S1 Sport 160	10	18:55.112	2 laps	1 lap	66.60	1:45.676	8
DNF	39	211	Stephen DOCHERTY	Lotus 2-Eleven	8	13:36.971	4 laps	2 laps	74.02	1:40.284	6
DNF	19	M	Sean BICKNELL	Exige S1 Audi	5	8:25.469	7 laps	3 laps	74.78	1:39.851	5
DNF	79	M	Pat McBENNETT	Elise S1 NA Honda	2	4:05.313	10 laps	3 laps	61.63	1:46.126	1

FASTEST LAP

66	M	David FENN	Motorsport Elise (invite)	12	1:38.188	76.99 mph	123.91 kph
111	211	Scott CRUICKSHANK	Lotus 2-Eleven	12	1:39.460	76.00 mph	122.32 kph
69	P	Paul HARDING	Elise S1 111S	3	1:43.119	73.31 mph	117.98 kph

Weather / Track : Cloudy / Dry

These results are provisional until the conclusion of any judicial and technical matters.

Anglesey International GP
Circuit Length = 2.1000 miles
Start: 17:07 End: 17:29

Clerk of Course :	Timekeeper :
-------------------	--------------

Lotus Elise Trophy

RACE 3 - LAP CHART

Lap 1			Lap 2			Lap 3			Lap 4			Lap 5		
No	Behind	Laptime	No	Behind	Laptime	No	Behind	Laptime	No	Behind	Laptime	No	Behind	Laptime
18		1:44.037	18		1:40.632	18		1:40.249	18		1:40.558	19		1:39.851
19	0.583	1:44.620	19	0.578	1:40.627	19	0.344	1:40.015	19	0.142	1:40.356	66	0.977	1:40.391
65	1.746	1:45.783	65	3.156	1:42.042	66	2.846	1:38.706	66	0.579	1:38.291	18	1.691	1:41.684
79	2.089	1:46.126	111	3.756	1:41.285	65	3.574	1:40.667	65	3.011	1:39.995	65	3.086	1:40.068
111	3.103	1:47.140	66	4.389	1:39.167	111	4.855	1:41.348	111	3.867	1:39.570	111	3.649	1:39.775
62	3.778	1:47.815	62	4.988	1:41.842	62	6.180	1:41.441	62	6.406	1:40.784	62	7.707	1:41.294
24	4.931	1:48.968	39	6.890	1:41.748	39	7.326	1:40.685	39	8.007	1:41.239	39	9.201	1:41.187
39	5.774	1:49.811	24	7.360	1:43.061	24	8.668	1:41.557	24	9.480	1:41.370	24	11.092	1:41.605
66	5.854	1:49.891	43	8.303	1:42.346	43	11.828	1:43.774	43	14.697	1:43.427	43	18.716	1:44.012
43	6.589	1:50.626	69	10.259	1:43.468	69	13.129	1:43.119	69	16.437	1:43.866	69	20.448	1:44.004
69	7.423	1:51.460	72	13.231	1:44.894	72	17.910	1:44.928	11	23.724	1:45.789	11	29.053	1:45.322
72	8.969	1:53.006	11	13.750	1:44.538	11	18.493	1:44.992	97	24.188	1:45.765	97	29.274	1:45.079
97	9.517	1:53.554	97	14.357	1:45.472	97	18.981	1:44.873	72	24.543	1:47.191	70	30.964	1:45.526
11	9.844	1:53.881	80	15.317	1:45.419	80	19.452	1:44.384	80	25.111	1:46.217	72	31.540	1:46.990
80	10.530	1:54.567	40	15.668	1:45.282	40	19.921	1:44.502	70	25.431	1:45.430	40	32.758	1:46.926
40	11.018	1:55.055	70	16.255	1:45.431	70	20.559	1:44.553	40	25.825	1:46.462	80	38.303	1:53.185
70	11.456	1:55.493	93	19.275	1:47.067	93	25.731	1:46.705	93	32.414	1:47.241	93	39.382	1:46.961
90	12.236	1:56.273	90	19.621	1:48.017	37	26.514	1:46.466	37	32.691	1:46.735	37	39.704	1:47.006
93	12.840	1:56.877	64	20.220	1:46.981	64	28.036	1:48.065	64	33.873	1:46.395	64	40.212	1:46.332
64	13.871	1:57.908	37	20.297	1:46.469	90	28.247	1:48.875	4	34.206	1:46.444	4	40.559	1:46.346
37	14.460	1:58.497	4	21.401	1:47.000	4	28.320	1:47.168	90	34.708	1:47.019	90	41.017	1:46.302
4	15.033	1:59.070	61	25.042	1:48.414	61	32.254	1:47.461	61	39.071	1:47.375	61	46.483	1:47.405
17	17.113	2:01.150	17	25.936	1:49.455	17	33.485	1:47.798	17	40.746	1:47.819	17	48.203	1:47.450
61	17.260	2:01.297	74	35.426	1:56.314	74	51.646	1:56.469	74	1:07.825	1:56.737	74	1:23.701	1:55.869
74	19.744	2:03.781	79	40.644	2:19.187 P									

Lotus Elise Trophy
RACE 3 - LAP CHART

Lap 6			Lap 7			Lap 8			Lap 9			Lap 10		
No	Behind	Laptime	No	Behind	Laptime	No	Behind	Laptime	No	Behind	Laptime	No	Behind	Laptime
18		1:40.907	18		1:40.821	18		1:40.451	18		1:39.839	18		1:39.869
66	0.259	1:41.880	66	0.255	1:40.817	111	0.441	1:40.202	111	0.296	1:39.694	111	0.425	1:39.998
111	0.884	1:39.833	111	0.690	1:40.627	66	0.704	1:40.900	66	0.437	1:39.572	66	0.537	1:39.969
65	1.520	1:41.032	65	1.198	1:40.499	65	1.643	1:40.896	65	1.866	1:40.062	65	3.120	1:41.123
62	6.270	1:41.161	62	6.233	1:40.784	62	7.345	1:41.563	62	8.503	1:40.997	62	10.182	1:41.548
39	6.887	1:40.284	39	7.040	1:40.974	39	7.632	1:41.043	24	14.121	1:42.476	24	15.582	1:41.330
24	10.217	1:41.723	24	10.391	1:40.995	24	11.484	1:41.544	74	1 LAP	1:55.257	43	35.947	1:44.175
43	20.949	1:44.831	43	24.019	1:43.891	74	1 LAP	1:58.986	43	31.641	1:44.188	69	43.892	1:46.021
69	22.434	1:44.584	69	26.407	1:44.794	43	27.292	1:43.724	69	37.740	1:46.146	74	1 LAP	1:56.514
11	31.406	1:44.951	11	36.069	1:45.484	69	31.433	1:45.477	11	46.592	1:45.370	11	52.181	1:45.458
97	31.885	1:45.209	97	36.329	1:45.265	11	41.061	1:45.443	97	46.809	1:45.158	97	52.407	1:45.467
70	32.721	1:44.355	70	36.491	1:44.591	97	41.490	1:45.612	70	47.349	1:44.687	70	52.687	1:45.207
72	33.599	1:44.657	72	36.815	1:44.037	70	42.501	1:46.461	72	47.758	1:44.762	72	53.027	1:45.138
40	34.700	1:44.540	40	37.813	1:43.934	72	42.835	1:46.471	40	48.614	1:45.182	40	53.780	1:45.035
80	40.841	1:45.136	80	44.950	1:44.930	40	43.271	1:45.909	80	54.399	1:44.986	80	59.301	1:44.771
37	42.451	1:45.345	37	46.090	1:44.460	80	49.252	1:44.753	37	55.134	1:45.023	37	59.986	1:44.721
93	43.278	1:46.494	93	48.565	1:46.108	37	49.950	1:44.311	93	1:00.862	1:46.907	4	1:07.569	1:46.046
64	43.860	1:46.246	64	48.943	1:45.904	93	53.794	1:45.680	64	1:01.153	1:46.824	90	1:10.447	1:48.509
4	44.500	1:46.539	4	49.610	1:45.931	64	54.168	1:45.676	4	1:01.392	1:46.349	93	1:16.655	1:55.662
90	45.106	1:46.687	90	50.021	1:45.736	4	54.882	1:45.723	90	1:01.807	1:45.974	61	1:19.861	1:47.109
61	51.025	1:47.140	61	58.966	1:48.762	90	55.672	1:46.102	61	1:12.621	1:46.951	17	1:20.466	1:46.725
17	52.463	1:46.858	17	59.337	1:47.695	61	1:05.509	1:46.994	17	1:13.610	1:47.357			
74	1:38.154	1:57.051				17	1:06.092	1:47.206						

Lotus Elise Trophy
RACE 3 - LAP CHART

Lap 11			Lap 12		
No	Behind	Laptime	No	Behind	Laptime
18		1:39.855	66		1:38.188
66	0.156	1:39.474	18	1.945	1:40.289
111	1.025	1:40.455	111	2.141	1:39.460
65	3.508	1:40.243	65	5.467	1:40.303
62	12.366	1:42.039	62	16.032	1:42.010
24	16.644	1:40.917	24	19.129	1:40.829
64	1 LAP	2:44.781 P	43	46.321	1:44.086
43	40.579	1:44.487	69	57.821	1:45.929
69	50.236	1:46.199	70	1:05.880	1:45.095
11	58.064	1:45.738	11	1:06.410	1:46.690
70	59.129	1:46.297	72	1:06.634	1:45.247
97	59.455	1:46.903	40	1:08.515	1:46.925
72	59.731	1:46.559	80	1:10.325	1:44.760
40	59.934	1:46.009	37	1:12.330	1:45.019
80	1:03.909	1:44.463	4	1:21.818	1:46.671
37	1:05.655	1:45.524	90	1:24.639	1:47.060
74	1 LAP	2:00.468	74	1 LAP	1:58.399
4	1:13.491	1:45.777	61	1:35.072	1:47.487
90	1:15.923	1:45.331	93	1:36.145	1:49.506
93	1:24.983	1:48.183	17	1:36.643	1:47.810
61	1:25.929	1:45.923	97	1:37.547	2:16.436 P
17	1:27.177	1:46.566			

SPEED Sports Prototype Series
QUALIFYING - RACE 2 - CLASSIFICATION

POS	NO	CL	NAME	ENTRY	TIME	ON	LAPS	GAP	DIFF	MPH
1	3		BURRICK/DECROOS/CLUCAS	Norma M20F/008-06 - Satellite Racing	1:23.646	6	17			90.38
2	47		DOLAN/HANCOCK	Ligier JS49/038-08 - JOTA Sport	1:25.022	11	13	1.376	1.376	88.91
3	51		BERNANS/GAROFALL	Juno SSE-CN 09 - Counter Solutions Racing	1:25.167	4	15	1.521	0.145	88.76
4	34		RIHON/PADMORE	Norma M20F - Norma Racing UK	1:25.219	7	16	1.573	0.052	88.71
5	68		ADCOCK/VIGNALI	Ligier JS49/17-06 - If Motorsport	1:26.233	15	17	2.587	1.014	87.66
6	99		GATES/DUNN	Ligier JS49 (034) - RLR Motorsport	1:27.072	7	13	3.426	0.839	86.82
7	24		READER/FENNYMORE	Juno SSE-CN 09 - RFL Motorsport	1:27.240	3	12	3.594	0.168	86.65
8	21		BENNETT/BOUZOUBA	Ligier JS49 (020) - RLR Motorsport	1:27.926	4	14	4.280	0.686	85.98
9	6		NEWTON/CLAYTON	Ligier JS49-07 - Xero Competition	1:28.355	2	2	4.709	0.429	85.56
10	16		WILSON/HULFORD	Ligier JS49 - If Motorsport	1:33.743	4	6	10.097	5.388	80.64

Weather / Track : RAIN Showers / Wet

These results are provisional until the conclusion of any judicial and technical matters.

Anglesey International GP
 Circuit Length = 2.1000 miles
 Start: 10:05 End: 10:36

Clerk of Course :		Timekeeper :
-------------------	--	--------------

SPEED Sports Prototype Series

QUALIFYING - RACE 2 - LAP ANALYSIS

3	BURRICK/DECROOS/CLUCAS			Satellite Racing			
1 -	1:26.426	+ 2.780	10:08:10.437	10 -	1:28.505 P	+ 4.859	10:20:59.706
2 -	1:24.453	+ 0.807	10:09:34.890	11 -	3:36.029	+ 2:12.383	10:24:35.735
3 -	1:24.284	+ 0.638	10:10:59.174	12 -	1:35.010	+ 11.364	10:26:10.745
4 -	1:32.971	+ 9.325	10:12:32.145	13 -	1:36.250	+ 12.604	10:27:46.995
5 -	1:24.029	+ 0.383	10:13:56.174	14 -	1:36.759	+ 13.113	10:29:23.754
6 -	1:23.646		10:15:19.820	15 -	1:33.590	+ 9.944	10:30:57.344
7 -	1:23.697	+ 0.051	10:16:43.517	16 -	1:34.101	+ 10.455	10:32:31.445
8 -	1:23.702	+ 0.056	10:18:07.219	17 -	1:45.335 P	+ 21.689	10:34:16.780
9 -	1:23.982	+ 0.336	10:19:31.201				
6	NEWTON/CLAYTON			Xero Competition			
1 -	1:30.146	+ 1.791	10:08:31.494	2 -	1:28.355		10:09:59.849
16	WILSON/HULFORD			If Motorsport			
1 -	1:42.527	+ 8.784	10:15:22.165	4 -	1:33.743		10:20:05.911
2 -	1:35.918	+ 2.175	10:16:58.083	5 -	1:34.428	+ 0.685	10:21:40.339
3 -	1:34.085	+ 0.342	10:18:32.168	6 -	1:52.555 P	+ 18.812	10:23:32.894
21	BENNETT/BOUZOUBA			RLR Motorsport			
1 -	1:34.391 P	+ 6.465	10:08:26.460	8 -	1:32.181	+ 4.255	10:25:05.975
2 -	2:39.479	+ 1:11.553	10:11:05.939	9 -	1:36.529	+ 8.603	10:26:42.504
3 -	1:28.637	+ 0.711	10:12:34.576	10 -	1:34.946	+ 7.020	10:28:17.450
4 -	1:27.926		10:14:02.502	11 -	1:33.511	+ 5.585	10:29:50.961
5 -	1:32.924 P	+ 4.998	10:15:35.426	12 -	1:32.675	+ 4.749	10:31:23.636
6 -	5:17.820 P	+ 3:49.894	10:20:53.246	13 -	1:33.142	+ 5.216	10:32:56.778
7 -	2:40.548	+ 1:12.622	10:23:33.794	14 -	1:45.795 P	+ 17.869	10:34:42.573
24	READER/FENNYMORE			RFL Motorsport			
1 -	1:29.027	+ 1.787	10:08:26.686	7 -	1:32.004	+ 4.764	10:20:39.373
2 -	1:28.056	+ 0.816	10:09:54.742	8 -	1:31.293	+ 4.053	10:22:10.666
3 -	1:27.240		10:11:21.982	9 -	1:33.732	+ 6.492	10:23:44.398
4 -	1:32.137	+ 4.897	10:12:54.119	10 -	1:30.474	+ 3.234	10:25:14.872
5 -	1:34.635 P	+ 7.395	10:14:28.754	11 -	1:29.394	+ 2.154	10:26:44.266
6 -	4:38.615	+ 3:11.375	10:19:07.369	12 -	1:35.040 P	+ 7.800	10:28:19.306
34	RIHON/PADMORE			Norma Racing UK			
1 -	1:26.569	+ 1.350	10:08:15.092	9 -	1:26.909	+ 1.690	10:23:10.631
2 -	1:28.866	+ 3.647	10:09:43.958	10 -	1:31.896 P	+ 6.677	10:24:42.527
3 -	1:25.536	+ 0.317	10:11:09.494	11 -	3:27.577	+ 2:02.358	10:28:10.104
4 -	1:25.503	+ 0.284	10:12:34.997	12 -	1:33.805	+ 8.586	10:29:43.909
5 -	1:30.423 P	+ 5.204	10:14:05.420	13 -	1:30.595	+ 5.376	10:31:14.504
6 -	4:44.100	+ 3:18.881	10:18:49.520	14 -	1:31.295	+ 6.076	10:32:45.799
7 -	1:25.219		10:20:14.739	15 -	1:35.815	+ 10.596	10:34:21.614
8 -	1:28.983	+ 3.764	10:21:43.722	16 -	1:47.829 P	+ 22.610	10:36:09.443
47	DOLAN/HANCOCK			JOTA Sport			
1 -	1:31.530	+ 6.508	10:09:18.846	8 -	3:34.542	+ 2:09.520	10:21:46.686
2 -	1:27.212	+ 2.190	10:10:46.058	9 -	1:33.165	+ 8.143	10:23:19.851
3 -	1:27.263	+ 2.241	10:12:13.321	10 -	1:32.473	+ 7.451	10:24:52.324
4 -	1:27.716	+ 2.694	10:13:41.037	11 -	1:25.022		10:26:17.346
5 -	1:28.135	+ 3.113	10:15:09.172	12 -	1:37.713 P	+ 12.691	10:27:55.059
6 -	1:26.924	+ 1.902	10:16:36.096	13 -	5:15.630 P	+ 3:50.608	10:33:10.689
7 -	1:36.048 P	+ 11.026	10:18:12.144				
51	BERNANS/GAROFALL			Counter Solutions Racing			
1 -	1:26.650	+ 1.483	10:08:06.784	9 -	1:26.368	+ 1.201	10:22:41.357
2 -	1:26.241	+ 1.074	10:09:33.025	10 -	1:33.555 P	+ 8.388	10:24:14.912
3 -	1:25.880	+ 0.713	10:10:58.905	11 -	3:42.231	+ 2:17.064	10:27:57.143
4 -	1:25.167		10:12:24.072	12 -	1:31.263	+ 6.096	10:29:28.406
5 -	1:32.919 P	+ 7.752	10:13:56.991	13 -	1:30.074	+ 4.907	10:30:58.480
6 -	4:24.669	+ 2:59.502	10:18:21.660	14 -	1:30.277	+ 5.110	10:32:28.757
7 -	1:26.495	+ 1.328	10:19:48.155	15 -	1:56.790 P	+ 31.623	10:34:25.547


Anglesey International GP
 Circuit Length = 2.1000 miles
 Start: 10:05 End: 10:36

Weather / Track : Rain Showers / Wet

SPEED Sports Prototype Series
QUALIFYING - RACE 2 - LAP ANALYSIS

8 -	1:26.834	+ 1.667	10:21:14.989				
68	ADCOCK/VIGNALI		If Motorsport				
1 -	1:33.722	+ 7.489	10:08:46.576	10 -	1:29.689	+ 3.456	10:23:27.252
2 -	1:28.609	+ 2.376	10:10:15.185	11 -	1:27.809	+ 1.576	10:24:55.061
3 -	1:28.402	+ 2.169	10:11:43.587	12 -	1:27.074	+ 0.841	10:26:22.135
4 -	1:27.451	+ 1.218	10:13:11.038	13 -	1:29.727	+ 3.494	10:27:51.862
5 -	1:26.863	+ 0.630	10:14:37.901	14 -	1:28.744	+ 2.511	10:29:20.606
6 -	1:26.929	+ 0.696	10:16:04.830	15 -	1:26.233		10:30:46.839
7 -	1:27.062	+ 0.829	10:17:31.892	16 -	1:26.500	+ 0.267	10:32:13.339
8 -	1:33.682 P	+ 7.449	10:19:05.574	17 -	1:35.624 P	+ 9.391	10:33:48.963
9 -	2:51.989	+ 1:25.756	10:21:57.563				
99	GATES/DUNN		RLR Motorsport				
1 -	1:28.395	+ 1.323	10:08:17.321	8 -	1:27.795	+ 0.723	10:20:55.618
2 -	1:30.349	+ 3.277	10:09:47.670	9 -	1:34.307 P	+ 7.235	10:22:29.925
3 -	1:31.223 P	+ 4.151	10:11:18.893	10 -	4:08.241	+ 2:41.169	10:26:38.166
4 -	3:45.274	+ 2:18.202	10:15:04.167	11 -	1:32.987	+ 5.915	10:28:11.153
5 -	1:28.972	+ 1.900	10:16:33.139	12 -	1:32.899 P	+ 5.827	10:29:44.052
6 -	1:27.612	+ 0.540	10:18:00.751	13 -	4:02.628 P	+ 2:35.556	10:33:46.680
7 -	1:27.072		10:19:27.823				

SPEED Sports Prototype Series
QUALIFYING - RACE 2 - GRID

ROW 6		77	GHINN/SNELLER
ROW 5	1:33.743	16	WILSON/HULFORD
		6	NEWTON/CLAYTON
ROW 4	1:27.926	21	BENNETT/BOUZOUBA
		24	READER/FENNYMORE
ROW 3	1:27.072	99	GATES/DUNN
		68	ADCOCK/VIGNALI
ROW 2	1:25.219	34	RIHON/PADMORE
		51	BERNANS/GAROFALL
ROW 1	1:25.022	47	DOLAN/HANCOCK
		3	BURRICK/DECROOS/CLUCAS
Pole			
			

Anglesey International GP
 Circuit Length = 2.1000 miles

Clerk of Course :

Timekeeper :

SPEED Sports Prototype Series
RACE 2 - INTERIM BULLETIN AFTER 1/2 HOUR

POS	NO	CL	NAME	ENTRY	LAPS	TIME	GAP	DIFF	MPH	BEST	ON
1	51		BERNANS/GAROFALL	Juno SSE-CN 09 - Counter Solutions Racir	20	29:13.023			86.25	1:26.901	17
2	34		RIHON/PADMORE	Norma M20F - Norma Racing UK	20	29:13.376	0.353	0.353	86.23	1:26.949	17
3	47		DOLAN/HANCOCK	Ligier JS49/038-08 - JOTA Sport	20	29:17.283	4.260	3.907	86.04	1:26.673	15
4	68		ADCOCK/VIGNALI	Ligier JS49/17-06 - If Motorsport	20	29:32.712	19.689	15.429	85.29	1:27.109	20
5	24		READER/FENNYMORE	Juno SSE-CN 09 - RFL Motorsport	20	29:38.753	25.730	6.041	85.00	1:27.909	10
6	21		BENNETT/BOUZOUBA	Ligier JS49 (020) - RLR Motorsport	20	29:39.274	26.251	0.521	84.97	1:27.866	11
7	99		GATES/DUNN	Ligier JS49 (034) - RLR Motorsport	20	29:41.283	28.260	2.009	84.88	1:27.473	6
8	3		BURRICK/DECROOS/CLUCAS	Norma M20F/008-06 - Satellite Racing	20	30:07.455	54.432	26.172	83.65	1:28.515	17
9	77		GHINN/SNELLER	Norma M20F-05 - GHINN & Co Sport	20	30:22.575	1:09.552	15.120	82.95	1:29.612	12
NOT CLASSIFIED											
DNC	16		WILSON/HULFORD	Ligier JS49 - If Motorsport	11	16:57.264	9 laps	9 laps	81.74	1:30.376	5
DNC	6		NEWTON/CLAYTON	Ligier JS49-07 - Xero Competition	0						
FASTEST LAP											
	47		DOLAN/HANCOCK	Ligier JS49/038-08 - JOTA Sport	15	1:26.673			87.22 mph	140.37 kph	

Weather / Track : Very Windy / Dry

These results are provisional until the conclusion of any judicial and technical matters.

Anglesey International GP
 Circuit Length = 2.1000 miles
 Start: 12:53 End: 00:00

Clerk of Course :		Timekeeper :
-------------------	--	--------------

SPEED Sports Prototype Series

RACE 2 - INTERIM BULLETIN AFTER 1 HOUR

POS	NO	CL	NAME	ENTRY	LAPS	TIME	GAP	DIFF	MPH	BEST	ON
1	51		BERNANS/GAROFALL	Juno SSE-CN 09 - Counter Solutions Racir	41	59:54.668			86.22	1:26.535	35
2	34		RIHON/PADMORE	Norma M20F - Norma Racing UK	41	59:55.114	0.446	0.446	86.21	1:26.307	35
3	68		ADCOCK/VIGNALI	Ligier JS49/17-06 - If Motorsport	40	58:49.456	1 lap	1 lap	85.67	1:26.514	39
4	47		DOLAN/HANCOCK	Ligier JS49/038-08 - JOTA Sport	40	58:53.881	1 lap	4.425	85.57	1:26.603	36
5	21		BENNETT/BOUZOUBA	Ligier JS49 (020) - RLR Motorsport	40	59:12.113	1 lap	18.232	85.13	1:27.514	40
6	24		READER/FENNYMORE	Juno SSE-CN 09 - RFL Motorsport	40	59:14.240	1 lap	2.127	85.08	1:27.698	35
7	3		BURRICK/DECROOS/CLUCAS	Norma M20F/008-06 - Satellite Racing	39	59:02.808	2 laps	1 lap	83.22	1:28.515	17
8	77		GHINN/SNELLER	Norma M20F-05 - GHINN & Co Sport	39	59:16.703	2 laps	13.895	82.89	1:29.327	34
9	99		GATES/DUNN	Ligier JS49 (034) - RLR Motorsport	33	59:33.338	8 laps	6 laps	69.81	1:27.473	6
NOT CLASSIFIED											
DNC	16		WILSON/HULFORD	Ligier JS49 - If Motorsport	11	16:57.264	30 laps	22 laps	81.74	1:30.376	5
DNC	6		NEWTON/CLAYTON	Ligier JS49-07 - Xero Competition	0						
FASTEST LAP											
	34		RIHON/PADMORE	Norma M20F - Norma Racing UK	35	1:26.307			87.59 mph	140.96 kph	

Weather / Track : Very Windy / Showers

These results are provisional until the conclusion of any judicial and technical matters.

Anglesey International GP
 Circuit Length = 2.1000 miles
 Start: 12:53 End: 00:00

Clerk of Course :		Timekeeper :
-------------------	--	--------------

SPEED Sports Prototype Series
RACE 2 - INTERIM BULLETIN AFTER 1½ HOURS

POS	NO	CL	NAME	ENTRY	LAPS	TIME	GAP	DIFF	MPH	BEST	ON
1	68		ADCOCK/VIGNALI	Ligier JS49/17-06 - If Motorsport	60	1:29:15.165			84.70	1:26.139	60
2	47		DOLAN/HANCOCK	Ligier JS49/038-08 - JOTA Sport	60	1:29:24.149	8.984	8.984	84.56	1:26.442	53
3	24		READER/FENNYMORE	Juno SSE-CN 09 - RFL Motorsport	60	1:29:28.520	13.355	4.371	84.49	1:26.845	52
4	77		GHINN/SNELLER	Norma M20F-05 - GHINN & Co Sport	58	1:28:29.126	2 laps	2 laps	82.58	1:29.191	52
5	34		RIHON/PADMORE	Norma M20F - Norma Racing UK	58	1:29:23.777	2 laps	54.651	81.74	1:26.307	35
6	51		BERNANS/GAROFALL	Juno SSE-CN 09 - Counter Solutions Racir	58	1:29:38.046	2 laps	14.269	81.53	1:26.413	43
7	21		BENNETT/BOUZOUBA	Ligier JS49 (020) - RLR Motorsport	57	1:29:03.547	3 laps	1 lap	80.64	1:27.271	43
8	3		BURRICK/DECROOS/CLUCAS	Norma M20F/008-06 - Satellite Racing	56	1:28:58.962	4 laps	1 lap	79.29	1:28.515	17
9	99		GATES/DUNN	Ligier JS49 (034) - RLR Motorsport	52	1:29:56.241	8 laps	4 laps	72.85	1:27.473	6
NOT CLASSIFIED											
DNC	16		WILSON/HULFORD	Ligier JS49 - If Motorsport	11	16:57.264	49 laps	41 laps	81.74	1:30.376	5
DNC	6		NEWTON/CLAYTON	Ligier JS49-07 - Xero Competition	0						
FASTEST LAP											
	68		ADCOCK/VIGNALI	Ligier JS49/17-06 - If Motorsport	60	1:26.139			87.76 mph	141.24 kph	

Weather / Track : Very Windy / Dry

These results are provisional until the conclusion of any judicial and technical matters.

Anglesey International GP
 Circuit Length = 2.1000 miles
 Start: 12:53 End: 00:00

Clerk of Course :		Timekeeper :
-------------------	--	--------------

SPEED Sports Prototype Series

RACE 2 - INTERIM BULLETIN AFTER 2 HOURS

POS	NO	CL	NAME	ENTRY	LAPS	TIME	GAP	DIFF	MPH	BEST	ON
1	68		ADCOCK/VIGNALI	Ligier JS49/17-06 - If Motorsport	78	1:58:31.856			82.91	1:26.139	60
2	24		READER/FENNYMORE	Juno SSE-CN 09 - RFL Motorsport	78	1:58:57.346	25.490	25.490	82.61	1:26.845	52
3	51		BERNANS/GAROFALL	Juno SSE-CN 09 - Counter Solutions Racir	78	1:59:11.137	39.281	13.791	82.45	1:26.413	43
4	34		RIHON/PADMORE	Norma M20F - Norma Racing UK	78	1:59:47.866	1:16.010	36.729	82.03	1:26.307	35
5	21		BENNETT/BOUZOUBA	Ligier JS49 (020) - RLR Motorsport	77	1:59:28.894	1 lap	1 lap	81.20	1:27.271	43
6	77		GHINN/SNELLER	Norma M20F-05 - GHINN & Co Sport	76	1:59:27.324	2 laps	1 lap	80.16	1:29.191	52
7	3		BURRICK/DECROOS/CLUCAS	Norma M20F/008-06 - Satellite Racing	76	1:59:55.260	2 laps	27.936	79.85	1:28.515	17
8	47		DOLAN/HANCOCK	Ligier JS49/038-08 - JOTA Sport	75	1:57:43.676	3 laps	1 lap	80.26	1:25.615	65
9	99		GATES/DUNN	Ligier JS49 (034) - RLR Motorsport	64	1:58:35.289	14 laps	11 laps	67.99	1:27.473	6
NOT CLASSIFIED											
DNC	16		WILSON/HULFORD	Ligier JS49 - If Motorsport	11	16:57.264	67 laps	53 laps	81.74	1:30.376	5
DNC	6		NEWTON/CLAYTON	Ligier JS49-07 - Xero Competition	0						
FASTEST LAP											
	47		DOLAN/HANCOCK	Ligier JS49/038-08 - JOTA Sport	65	1:25.615		88.30 mph		142.10 kph	

Weather / Track : Very Windy / Dry

These results are provisional until the conclusion of any judicial and technical matters.

Anglesey International GP
 Circuit Length = 2.1000 miles
 Start: 12:53 End: 00:00

Clerk of Course :	Timekeeper :
-------------------	--------------

SPEED Sports Prototype Series

RACE 2 - INTERIM BULLETIN AFTER 2½ HOURS

POS	NO	CL	NAME	ENTRY	LAPS	TIME	GAP	DIFF	MPH	BEST	ON
1	68		ADCOCK/VIGNALI	Ligier JS49/17-06 - If Motorsport	97	2:29:44.848			81.61	1:26.139	60
2	24		READER/FENNYMORE	Juno SSE-CN 09 - RFL Motorsport	97	2:29:49.573	4.725	4.725	81.57	1:26.845	52
3	34		RIHON/PADMORE	Norma M20F - Norma Racing UK	96	2:28:46.593	1 lap	1 lap	81.30	1:26.307	35
4	51		BERNANS/GAROFALL	Juno SSE-CN 09 - Counter Solutions Racir	96	2:29:51.088	1 lap	1:04.495	80.71	1:26.413	43
5	21		BENNETT/BOUZOUBA	Ligier JS49 (020) - RLR Motorsport	95	2:28:39.052	2 laps	1 lap	80.52	1:27.271	43
6	77		GHINN/SNELLER	Norma M20F-05 - GHINN & Co Sport	94	2:29:00.459	3 laps	1 lap	79.48	1:29.191	52
7	3		BURRICK/DECROOS/CLUCAS	Norma M20F/008-06 - Satellite Racing	92	2:27:27.563	5 laps	2 laps	78.61	1:28.515	17
8	47		DOLAN/HANCOCK	Ligier JS49/038-08 - JOTA Sport	89	2:28:59.777	8 laps	3 laps	75.26	1:25.422	87
9	99		GATES/DUNN	Ligier JS49 (034) - RLR Motorsport	81	2:28:58.505	16 laps	8 laps	68.50	1:27.473	6
NOT CLASSIFIED											
DNC	16		WILSON/HULFORD	Ligier JS49 - If Motorsport	11	16:57.264	86 laps	70 laps	81.74	1:30.376	5
DNC	6		NEWTON/CLAYTON	Ligier JS49-07 - Xero Competition	0						
FASTEST LAP											
	47		DOLAN/HANCOCK	Ligier JS49/038-08 - JOTA Sport	87	1:25.422			88.50 mph	142.42 kph	

Weather / Track : Very Windy / Mainly Dry with show

These results are provisional until the conclusion of any judicial and technical matters.

Anglesey International GP
 Circuit Length = 2.1000 miles
 Start: 12:53 End: 00:00

Clerk of Course :		Timekeeper :
-------------------	--	--------------

SPEED Sports Prototype Series

RACE 2 - INTERIM BULLETIN AFTER 3 HOURS

POS	NO	CL	NAME	ENTRY	LAPS	TIME	GAP	DIFF	MPH	BEST	ON
1	68		ADCOCK/VIGNALI	Ligier JS49/17-06 - If Motorsport	116	2:59:36.573			81.37	1:26.139	60
2	51		BERNANS/GAROFALL	Juno SSE-CN 09 - Counter Solutions Racir	115	2:58:33.985	1 lap	1 lap	81.14	1:26.142	101
3	24		READER/FENNYMORE	Juno SSE-CN 09 - RFL Motorsport	114	2:58:33.427	2 laps	1 lap	80.44	1:26.845	52
4	34		RIHON/PADMORE	Norma M20F - Norma Racing UK	114	2:59:32.411	2 laps	58.984	80.00	1:25.882	114
5	21		BENNETT/BOUZOUBA	Ligier JS49 (020) - RLR Motorsport	113	2:58:51.218	3 laps	1 lap	79.60	1:27.271	43
6	77		GHINN/SNELLER	Norma M20F-05 - GHINN & Co Sport	113	2:59:40.452	3 laps	49.234	79.24	1:29.191	52
7	3		BURRICK/DECROOS/CLUCAS	Norma M20F/008-06 - Satellite Racing	111	2:58:24.392	5 laps	2 laps	78.39	1:25.470	96
8	47		DOLAN/HANCOCK	Ligier JS49/038-08 - JOTA Sport	109	2:58:46.180	7 laps	2 laps	76.82	1:24.466	107
9	99		GATES/DUNN	Ligier JS49 (034) - RLR Motorsport	101	2:59:30.807	15 laps	8 laps	70.89	1:27.347	100
NOT CLASSIFIED											
DNC	16		WILSON/HULFORD	Ligier JS49 - If Motorsport	11	16:57.264	105 laps	90 laps	81.74	1:30.376	5
DNC	6		NEWTON/CLAYTON	Ligier JS49-07 - Xero Competition	0						
FASTEST LAP											
	47		DOLAN/HANCOCK	Ligier JS49/038-08 - JOTA Sport	107	1:24.466		89.50 mph		144.04 kph	

Weather / Track : Very Windy / Dry with Showers

These results are provisional until the conclusion of any judicial and technical matters.

Anglesey International GP
 Circuit Length = 2.1000 miles
 Start: 12:53 End: 00:00

Clerk of Course :		Timekeeper :
-------------------	--	--------------

SPEED Sports Prototype Series

RACE 2 - INTERIM BULLETIN AFTER 3½ HOURS

POS	NO	CL	NAME	ENTRY	LAPS	TIME	GAP	DIFF	MPH	BEST	ON
1	51		BERNANS/GAROFALL	Juno SSE-CN 09 - Counter Solutions Racir	136	3:29:07.422			81.94	1:26.142	101
2	68		ADCOCK/VIGNALI	Ligier JS49/17-06 - If Motorsport	135	3:29:02.572	1 lap	1 lap	81.37	1:26.139	60
3	24		READER/FENNYMORE	Juno SSE-CN 09 - RFL Motorsport	134	3:28:46.073	2 laps	1 lap	80.87	1:26.845	52
4	21		BENNETT/BOUZOUBA	Ligier JS49 (020) - RLR Motorsport	134	3:29:44.700	2 laps	58.627	80.49	1:27.271	43
5	34		RIHON/PADMORE	Norma M20F - Norma Racing UK	129	3:24:33.506	7 laps	5 laps	79.45	1:25.882	114
6	77		GHINN/SNELLER	Norma M20F-05 - GHINN & Co Sport	129	3:29:20.029	7 laps	4:46.523	77.64	1:28.905	115
7	47		DOLAN/HANCOCK	Ligier JS49/038-08 - JOTA Sport	127	3:29:07.933	9 laps	2 laps	76.51	1:24.466	107
8	3		BURRICK/DECROOS/CLUCAS	Norma M20F/008-06 - Satellite Racing	122	3:29:27.499	14 laps	5 laps	73.38	1:25.186	119
9	99		GATES/DUNN	Ligier JS49 (034) - RLR Motorsport	121	3:28:56.861	15 laps	1 lap	72.96	1:27.347	100
NOT CLASSIFIED											
DNC	16		WILSON/HULFORD	Ligier JS49 - If Motorsport	11	16:57.264	125 laps	110 laps	81.74	1:30.376	5
DNC	6		NEWTON/CLAYTON	Ligier JS49-07 - Xero Competition	0						
FASTEST LAP											
	47		DOLAN/HANCOCK	Ligier JS49/038-08 - JOTA Sport	107	1:24.466		89.50 mph		144.04 kph	

Weather / Track : Very Windy / Dry with Showers

These results are provisional until the conclusion of any judicial and technical matters.

Anglesey International GP
 Circuit Length = 2.1000 miles
 Start: 12:53 End: 00:00

Clerk of Course :		Timekeeper :
-------------------	--	--------------

SPEED Sports Prototype Series

RACE 2 - CLASSIFICATION

POS	NO	CL	NAME	ENTRY	LAPS	TIME	GAP	DIFF	MPH	BEST	ON
1	51		BERNANS/GAROFALL	Juno SSE-CN 09 - Counter Solutions Racir	157	4:00:18.334			82.31	1:26.142	101
2	68		ADCOCK/VIGNALI	Ligier JS49/17-06 - If Motorsport	156	4:00:20.187	1 lap	1 lap	81.78	1:26.139	60
3	24		READER/FENNYMORE	Juno SSE-CN 09 - RFL Motorsport	155	4:00:52.473	2 laps	1 lap	81.07	1:26.845	52
4	21		BENNETT/BOUZOUBA	Ligier JS49 (020) - RLR Motorsport	155	4:01:07.178	2 laps		14.705	1:27.271	43
5	47		DOLAN/HANCOCK	Ligier JS49/038-08 - JOTA Sport	148	4:00:53.165	9 laps	7 laps	77.41	1:24.466	107
6	77		GHINN/SNELLER	Norma M20F-05 - GHINN & Co Sport	148	4:00:56.047	9 laps	2.882	77.39	1:28.905	115
7	3		BURRICK/DECROOS/CLUCAS	Norma M20F/008-06 - Satellite Racing	144	4:01:20.751	13 laps	4 laps	75.17	1:24.291	140
8	99		GATES/DUNN	Ligier JS49 (034) - RLR Motorsport	142	4:00:47.398	15 laps	2 laps	74.30	1:27.347	100
9	34		RIHON/PADMORE	Norma M20F - Norma Racing UK	139	3:45:21.941	18 laps	3 laps	77.71	1:25.882	114
NOT CLASSIFIED											
DNC	16		WILSON/HULFORD	Ligier JS49 - If Motorsport	11	16:57.264	146 laps	128 laps	81.74	1:30.376	5
DNC	6		NEWTON/CLAYTON	Ligier JS49-07 - Xero Competition	0						
FASTEST LAP											
	3		BURRICK/DECROOS/CLUC	Norma M20F/008-06 - Satellite Racing	140	1:24.291			89.68 mph	144.33 kph	

Weather / Track : Very Windy / Dry with showers

These results are provisional until the conclusion of any judicial and technical matters.

Anglesey International GP
 Circuit Length = 2.1000 miles
 Start: 12:53 End: 16:55

Clerk of Course :

Timekeeper :

SPEED Sports Prototype Series

RACE 2 - LAP CHART

Lap 1			Lap 2			Lap 3			Lap 4			Lap 5		
No	Behind	Laptime	No	Behind	Laptime	No	Behind	Laptime	No	Behind	Laptime	No	Behind	Laptime
51		1:32.885	51		1:27.567	51		1:27.714	51		1:27.271	51		1:27.272
34	0.725	1:33.610	34	0.914	1:27.756	34	0.639	1:27.439	34	0.483	1:27.115	34	0.555	1:27.344
47	1.357	1:34.242	99	3.052	1:28.498	99	2.938	1:27.600	99	3.420	1:27.753	99	3.872	1:27.724
99	2.121	1:35.006	47	3.862	1:30.072	47	4.672	1:28.524	47	4.888	1:27.487	47	6.054	1:28.438
68	3.001	1:35.886	68	4.516	1:29.082	68	6.021	1:29.219	68	7.477	1:28.727	68	9.085	1:28.880
21	3.697	1:36.582	21	5.911	1:29.781	21	7.304	1:29.107	21	8.722	1:28.689	21	10.092	1:28.642
24	4.542	1:37.427	24	6.407	1:29.432	24	7.929	1:29.236	24	9.338	1:28.680	24	10.498	1:28.432
3	5.745	1:38.630	77	10.818	1:32.512	77	13.642	1:30.538	77	16.939	1:30.568	77	20.335	1:30.668
77	5.873	1:38.758	3	11.752	1:33.574	3	15.665	1:31.627	3	19.160	1:30.766	3	21.962	1:30.074
16	6.719	1:39.604	16	12.003	1:32.851	16	16.215	1:31.926	16	21.283	1:32.339	16	24.387	1:30.376

SPEED Sports Prototype Series

RACE 2 - LAP CHART

Lap 6			Lap 7			Lap 8			Lap 9			Lap 10		
No	Behind	Laptime	No	Behind	Laptime	No	Behind	Laptime	No	Behind	Laptime	No	Behind	Laptime
51		1:27.601	51		1:27.284	51		1:28.182	51		1:27.335	51		1:27.078
34	0.523	1:27.569	34	0.572	1:27.333	34	0.489	1:28.099	34	0.532	1:27.378	34	0.486	1:27.032
99	3.744	1:27.473	47	5.957	1:27.042	47	4.839	1:27.064	47	5.416	1:27.912	47	5.547	1:27.209
47	6.199	1:27.746	68	12.681	1:30.084	68	12.787	1:28.288	68	13.775	1:28.323	68	14.706	1:28.009
68	9.881	1:28.397	21	13.223	1:29.437	24	13.407	1:28.056	24	14.483	1:28.411	24	15.314	1:27.909
21	11.070	1:28.579	24	13.533	1:29.368	21	14.083	1:29.042	21	15.384	1:28.636	21	16.426	1:28.120
24	11.449	1:28.552	99	15.698	1:39.238	99	16.179	1:28.663	99	17.787	1:28.943	99	18.789	1:28.080
77	22.737	1:30.003	77	26.264	1:30.811	3	29.790	1:30.775	3	32.318	1:29.863	3	35.120	1:29.880
3	23.809	1:29.448	3	27.197	1:30.672	77	30.455	1:32.373	77	33.180	1:30.060	77	36.545	1:30.443
16	28.910	1:32.124	16	33.296	1:31.670	16	35.775	1:30.661	16	38.971	1:30.531	16	43.443	1:31.550

SPEED Sports Prototype Series

RACE 2 - LAP CHART

Lap 11			Lap 12			Lap 13			Lap 14			Lap 15		
No	Behind	Laptime	No	Behind	Laptime	No	Behind	Laptime	No	Behind	Laptime	No	Behind	Laptime
51		1:27.474	51		1:27.385	51		1:27.279	51		1:27.312	51		1:27.397
34	0.331	1:27.319	34	0.276	1:27.330	34	0.423	1:27.426	34	0.263	1:27.152	34	0.263	1:27.397
47	5.405	1:27.332	47	5.615	1:27.595	47	6.034	1:27.698	47	6.232	1:27.510	47	5.508	1:26.673
68	16.014	1:28.782	68	16.471	1:27.842	68	17.190	1:27.998	68	17.407	1:27.529	68	17.569	1:27.559
24	16.502	1:28.662	24	17.256	1:28.139	24	18.325	1:28.348	24	19.538	1:28.525	24	20.126	1:27.985
21	16.818	1:27.866	21	18.269	1:28.836	21	18.995	1:28.005	21	20.096	1:28.413	21	20.750	1:28.051
99	19.675	1:28.360	99	20.132	1:27.842	99	21.458	1:28.605	99	23.312	1:29.166	99	24.462	1:28.547
3	37.832	1:30.186	3	40.164	1:29.717	3	42.079	1:29.194	3	44.638	1:29.871	3	46.458	1:29.217
77	38.861	1:29.790	77	41.088	1:29.612	77	44.631	1:30.822	77	47.523	1:30.204	77	50.827	1:30.701
16	49.601	1:33.632 P												

SPEED Sports Prototype Series

RACE 2 - LAP CHART

Lap 16			Lap 17			Lap 18			Lap 19			Lap 20		
No	Behind	Laptime	No	Behind	Laptime	No	Behind	Laptime	No	Behind	Laptime	No	Behind	Laptime
51		1:27.278	51		1:26.901	51		1:27.253	51		1:27.270	51		1:27.285
34	0.367	1:27.382	34	0.415	1:26.949	34	0.377	1:27.215	34	0.318	1:27.211	34	0.353	1:27.320
47	5.009	1:26.779	47	4.965	1:26.857	47	4.410	1:26.698	47	3.965	1:26.825	47	4.260	1:27.580
68	18.152	1:27.861	68	18.653	1:27.402	68	19.750	1:28.350	68	19.865	1:27.385	68	19.689	1:27.109
24	20.769	1:27.921	24	22.507	1:28.639	24	24.165	1:28.911	24	24.908	1:28.013	24	25.730	1:28.107
21	21.426	1:27.954	21	22.733	1:28.208	21	24.658	1:29.178	21	25.382	1:27.994	21	26.251	1:28.154
99	25.373	1:28.189	99	26.516	1:28.044	99	27.112	1:27.849	99	27.790	1:27.948	99	28.260	1:27.755
3	47.850	1:28.670	3	49.464	1:28.515	3	51.003	1:28.792	3	52.704	1:28.971	3	54.432	1:29.013
77	53.844	1:30.295	77	57.765	1:30.822	77	1:01.468	1:30.956	77	1:05.511	1:31.313	77	1:09.552	1:31.326

SPEED Sports Prototype Series

RACE 2 - LAP CHART

Lap 21			Lap 22			Lap 23			Lap 24			Lap 25		
No	Behind	Laptime	No	Behind	Laptime	No	Behind	Laptime	No	Behind	Laptime	No	Behind	Laptime
51		1:26.767	51		1:27.230	51		1:26.923	51		1:27.046	51		1:27.366
34	0.389	1:26.803	34	0.458	1:27.299	34	0.509	1:26.974	34	0.319	1:26.856	34	0.289	1:27.336
47	5.194	1:27.701	47	5.066	1:27.102	47	6.212	1:28.069	47	7.533	1:28.367	47	7.901	1:27.734
68	20.489	1:27.567	68	20.934	1:27.675	68	21.637	1:27.626	68	22.198	1:27.607	68	22.197	1:27.365
24	27.207	1:28.244	24	28.205	1:28.228	24	29.301	1:28.019	24	30.554	1:28.299	24	32.162	1:28.974
21	27.635	1:28.151	21	28.611	1:28.206	21	29.892	1:28.204	21	31.050	1:28.204	99	32.493	1:27.998
99	29.113	1:27.620	99	29.803	1:27.920	99	31.041	1:28.161	99	31.861	1:27.866	21	33.065	1:29.381
3	57.110	1:29.445	3	59.111	1:29.231	3	1:01.261	1:29.073	3	1:03.191	1:28.976	3	1:04.741	1:28.916
77	1:13.830	1:31.045	77	1:17.219	1:30.619	77	1:21.291	1:30.995	77	1:24.973	1:30.728	77	1:27.933	1:30.326

SPEED Sports Prototype Series

RACE 2 - LAP CHART

Lap 26			Lap 27			Lap 28			Lap 29			Lap 30		
No	Behind	Laptime	No	Behind	Laptime	No	Behind	Laptime	No	Behind	Laptime	No	Behind	Laptime
51		1:28.798	51		1:28.096	51		1:26.800	51		1:27.309	51		1:27.728
34	0.210	1:28.719	34	0.436	1:28.322	34	0.606	1:26.970	34	0.600	1:27.303	34	0.505	1:27.633
47	6.403	1:27.300	77	1 LAP	1:32.221	77	1 LAP	1:30.668	47	8.786	1:28.415	47	9.174	1:28.116
68	20.682	1:27.283	47	6.357	1:28.050	47	7.680	1:28.123	77	1 LAP	1:31.559	77	1 LAP	1:29.892
24	31.638	1:28.274	68	20.307	1:27.721	68	21.481	1:27.974	68	21.448	1:27.276	68	21.042	1:27.322
99	32.117	1:28.422	24	31.862	1:28.320	24	33.123	1:28.061	24	34.619	1:28.805	24	35.171	1:28.280
21	32.601	1:28.334	21	32.995	1:28.490	21	34.221	1:28.026	21	35.631	1:28.719	21	35.726	1:27.823
3	1:06.136	1:30.193	99	36.385	1:32.364 P	3	1:11.032	1:29.653	3	1:13.267	1:29.544	3	1:15.693	1:30.154
			3	1:08.179	1:30.139									

SPEED Sports Prototype Series

RACE 2 - LAP CHART

Lap 31			Lap 32			Lap 33			Lap 34			Lap 35		
No	Behind	Laptime	No	Behind	Laptime	No	Behind	Laptime	No	Behind	Laptime	No	Behind	Laptime
51		1:27.848	51		1:33.636	51		1:30.833	51		1:27.386	51		1:26.535
34	0.567	1:27.910	34	1.586	1:34.655	34	1.695	1:30.942	34	0.727	1:26.418	34	0.499	1:26.307
47	9.830	1:28.504	3	1 LAP	1:49.264	47	9.588	1:30.423	47	11.001	1:28.799	47	12.004	1:27.538
77	1 LAP	1:33.649	47	9.998	1:33.804	3	1 LAP	1:38.379	3	1 LAP	1:33.562	68	22.076	1:27.053
68	21.950	1:28.756	68	23.418	1:35.104	68	22.154	1:29.569	68	21.558	1:26.790	3	1 LAP	1:32.100
24	38.540	1:31.217	77	1 LAP	1:39.773	77	1 LAP	1:31.550	77	1 LAP	1:30.100	77	1 LAP	1:29.327
21	39.065	1:31.187	24	38.777	1:33.873	21	37.392	1:28.845	21	37.657	1:27.651	21	38.841	1:27.719
			21	39.380	1:33.951	24	37.611	1:29.667	24	38.544	1:28.319	24	39.707	1:27.698
												99	7 LAPS	1:27.114 P

SPEED Sports Prototype Series

RACE 2 - LAP CHART

Lap 36			Lap 37			Lap 38			Lap 39			Lap 40		
No	Behind	Laptime	No	Behind	Laptime	No	Behind	Laptime	No	Behind	Laptime	No	Behind	Laptime
51		1:26.588	51		1:26.728	51		1:26.907	51		1:27.124	51		1:26.742
34	0.586	1:26.675	34	0.527	1:26.669	34	0.319	1:26.699	34	0.343	1:27.148	34	0.365	1:26.764
47	12.019	1:26.603	68	22.931	1:27.493	68	22.731	1:26.707	68	22.121	1:26.514	68	22.043	1:26.664
68	22.166	1:26.678	47	25.377	1:40.086	47	26.564	1:28.094	47	26.389	1:26.949	47	26.468	1:26.821
3	1 LAP	1:30.282	3	1 LAP	1:29.385	3	1 LAP	1:29.008	3	1 LAP	1:28.817	3	1 LAP	1:29.232
77	1 LAP	1:29.336	77	1 LAP	1:30.373	77	1 LAP	1:30.242	21	43.928	1:28.172	21	44.700	1:27.514
21	40.148	1:27.895	21	41.715	1:28.295	21	42.880	1:28.072	24	44.489	1:27.762	24	46.827	1:29.080
24	41.567	1:28.448	24	42.976	1:28.137	24	43.851	1:27.782	77	1 LAP	1:31.048	77	1 LAP	1:30.677
99	7 LAPS	1:30.658	99	7 LAPS	1:30.630	99	7 LAPS	1:31.657	99	7 LAPS	1:30.784	99	7 LAPS	1:30.829

SPEED Sports Prototype Series

RACE 2 - LAP CHART

Lap 41			Lap 42			Lap 43			Lap 44			Lap 45		
No	Behind	Laptime	No	Behind	Laptime	No	Behind	Laptime	No	Behind	Laptime	No	Behind	Laptime
51		1:27.255	51		1:26.763	51		1:26.413	51		1:27.083	51		1:27.823
34	0.446	1:27.336	34	0.653	1:26.970	34	0.660	1:26.420	34	0.322	1:26.745	34	0.911	1:28.412
68	21.564	1:26.776	68	21.505	1:26.704	68	22.399	1:27.307	68	22.932	1:27.616	68	23.655	1:28.546
47	25.855	1:26.642	47	25.752	1:26.660	47	27.445	1:28.106	47	34.860	1:34.498	47	38.419	1:31.382
3	1 LAP	1:28.614	3	1 LAP	1:30.065	3	1 LAP	1:28.812	3	1 LAP	1:30.337	21	49.405	1:29.811
21	45.361	1:27.916	21	46.007	1:27.409	21	46.865	1:27.271	21	47.417	1:27.635	24	52.273	1:29.221
24	47.345	1:27.773	24	48.098	1:27.516	24	49.744	1:28.059	24	50.875	1:28.214	3	1 LAP	1:34.466
77	1 LAP	1:30.971	77	1 LAP	1:31.061	77	1 LAP	1:32.505	77	1 LAP	1:33.494	77	1 LAP	1:36.928
99	7 LAPS	1:31.285	99	7 LAPS	1:31.026	99	7 LAPS	1:31.741	99	7 LAPS	1:32.092			

SPEED Sports Prototype Series

RACE 2 - LAP CHART

Lap 46			Lap 47			Lap 48			Lap 49			Lap 50		
No	Behind	Laptime	No	Behind	Laptime	No	Behind	Laptime	No	Behind	Laptime	No	Behind	Laptime
51		1:30.796	51		2:21.527 P	68		2:16.632	68		1:28.461	68		1:26.428
34	0.785	1:30.670	34	1.240	2:21.982 P	47	0.426	2:16.216	47	0.506	1:28.541	47	0.885	1:26.807
99	8 LAPS	1:35.751	99	8 LAPS	2:22.256	21	0.944	2:15.361	21	2.683	1:30.200 P	24	4.032	1:27.619
68	26.224	1:33.365	68	3.131	1:58.434	24	1.304	2:15.284	24	2.841	1:29.998	99	8 LAPS	1:30.338
47	45.377	1:37.754	47	3.973	1:40.123	77	1 LAP	1:37.482	99	8 LAPS	1:32.651	77	1 LAP	1:30.213
21	52.737	1:34.128	21	5.346	1:34.136				77	1 LAP	1:30.616	3	3 LAPS	4:39.443 P
24	55.408	1:33.931	24	5.783	1:31.902				34	1 LAP	4:43.670 P	34	1 LAP	1:29.393
3	1 LAP	1:54.162	77	1 LAP	1:33.808				51	1 LAP	5:08.490 P	51	1 LAP	1:29.597
77	1 LAP	1:43.874	3	1 LAP	1:53.424 P									
			99	7 LAPS	2:16.757									

SPEED Sports Prototype Series

RACE 2 - LAP CHART

Lap 51			Lap 52			Lap 53			Lap 54			Lap 55		
No	Behind	Laptime	No	Behind	Laptime	No	Behind	Laptime	No	Behind	Laptime	No	Behind	Laptime
68		1:26.221	68		1:26.704	68		1:26.390	68		1:27.179	68		1:26.334
47	1.532	1:26.868	51	2 LAPS	1:29.769	47	1.823	1:26.442	21	2 LAPS	1:32.132	47	3.215	1:28.377
24	4.844	1:27.033	47	1.771	1:26.943	51	2 LAPS	1:29.912	47	1.172	1:26.528	21	2 LAPS	1:31.761
99	8 LAPS	1:29.244	24	4.985	1:26.845	24	5.702	1:27.107	51	2 LAPS	1:28.537	24	6.507	1:27.333
77	1 LAP	1:29.682	99	8 LAPS	1:29.440	99	8 LAPS	1:29.697	24	5.508	1:26.985	51	2 LAPS	1:29.929
3	3 LAPS	1:34.284	77	1 LAP	1:29.809	77	1 LAP	1:29.191	99	8 LAPS	1:30.072	99	8 LAPS	1:30.039
34	1 LAP	1:29.856	3	3 LAPS	1:34.082	3	3 LAPS	1:33.300	77	1 LAP	1:29.626	77	1 LAP	1:29.952
21	1 LAP	4:08.147 P	34	1 LAP	1:29.752	34	1 LAP	1:29.689	3	3 LAPS	1:32.199	3	3 LAPS	1:32.686
			21	1 LAP	1:30.769				34	1 LAP	1:29.772	34	1 LAP	1:30.512

SPEED Sports Prototype Series

RACE 2 - LAP CHART

Lap 56			Lap 57			Lap 58			Lap 59			Lap 60		
No	Behind	Laptime	No	Behind	Laptime	No	Behind	Laptime	No	Behind	Laptime	No	Behind	Laptime
68		1:26.442	68		1:26.314	68		1:26.573	68		1:27.144	68		1:26.139
47	3.995	1:27.222	47	5.998	1:28.317	47	7.504	1:28.079	34	2 LAPS	1:32.195	34	2 LAPS	1:32.024
24	8.077	1:28.012	24	9.461	1:27.698	24	10.422	1:27.534	47	8.211	1:27.851	47	8.984	1:26.912
21	2 LAPS	1:31.368	51	2 LAPS	1:29.391	51	2 LAPS	1:29.517	24	10.987	1:27.709	24	13.355	1:28.507 P
51	2 LAPS	1:29.386	21	2 LAPS	1:34.308	21	2 LAPS	1:35.309 P	51	2 LAPS	1:28.760	51	2 LAPS	1:29.685
99	8 LAPS	1:30.018	77	1 LAP	1:30.201	77	1 LAP	1:29.296	99	8 LAPS	1:29.911	99	8 LAPS	1:29.531
77	1 LAP	1:30.018	99	8 LAPS	1:31.565	99	8 LAPS	1:29.489	77	1 LAP	1:33.696 P	3	3 LAPS	1:32.672
3	3 LAPS	1:32.820	3	3 LAPS	1:33.103	3	3 LAPS	1:32.216	3	3 LAPS	1:32.141	21	2 LAPS	1:30.818
34	1 LAP	1:30.494	34	1 LAP	1:30.107				21	2 LAPS	2:13.773 P			

SPEED Sports Prototype Series

RACE 2 - LAP CHART

Lap 61			Lap 62			Lap 63			Lap 64			Lap 65		
No	Behind	Laptime	No	Behind	Laptime	No	Behind	Laptime	No	Behind	Laptime	No	Behind	Laptime
68		1:26.559	68		1:30.023 P	47		1:32.678 P	68		1:29.825	68		1:29.721
47	11.042	1:28.617	47	8.464	1:27.445	34	2 LAPS	1:30.354	47	4.758	3:52.293 P	47	0.652	1:25.615
34	2 LAPS	1:33.170	34	2 LAPS	1:31.254	51	2 LAPS	1:28.642	24	12.764	1:30.040	24	13.083	1:30.040
51	2 LAPS	1:29.302	51	2 LAPS	1:28.867	99	8 LAPS	1:30.375	77	2 LAPS	1:30.302	77	2 LAPS	1:31.507
99	8 LAPS	1:30.196	99	8 LAPS	1:29.619	77	3 LAPS	1:32.846	21	1 LAP	1:30.174	21	1 LAP	1:31.361
3	3 LAPS	1:32.312	77	3 LAPS	4:48.716 P	24	1 LAP	1:30.787	3	2 LAPS	1:31.997	3	2 LAPS	1:32.337
21	2 LAPS	1:30.590	24	1 LAP	3:52.024 P	21	2 LAPS	1:32.511	51	49.767	1:28.664	51	48.196	1:28.150
			3	3 LAPS	1:32.604	3	3 LAPS	1:34.582	34	52.715	1:31.853	34	54.323	1:31.329
			21	2 LAPS	1:32.065	34	1 LAP	1:31.212						
						51	1 LAP	1:28.199						
						68	2:17.710	3:58.852 P						

SPEED Sports Prototype Series

RACE 2 - LAP CHART

Lap 66			Lap 67			Lap 68			Lap 69			Lap 70		
No	Behind	Laptime	No	Behind	Laptime	No	Behind	Laptime	No	Behind	Laptime	No	Behind	Laptime
47		1:26.241	47		1:25.703	47		1:26.121	47		1:25.662	47		1:25.711
68	2.827	1:29.720	68	6.606	1:29.482	68	9.896	1:29.411	68	13.736	1:29.502	68	17.457	1:29.432
24	16.090	1:29.900	24	21.161	1:30.774	24	25.143	1:30.103	24	29.386	1:29.905	24	35.682	1:32.007
77	2 LAPS	1:32.387	77	2 LAPS	1:33.197	77	2 LAPS	1:34.868	77	2 LAPS	1:36.087	77	2 LAPS	1:32.183
21	1 LAP	1:31.102	21	1 LAP	1:30.349	21	1 LAP	1:30.460	21	1 LAP	1:30.519	21	1 LAP	1:30.550
3	2 LAPS	1:31.764	3	2 LAPS	1:31.871	3	2 LAPS	1:32.103	51	59.521	1:29.124	51	1:01.812	1:28.002
51	50.236	1:28.933	51	53.252	1:28.719	51	56.059	1:28.928	3	2 LAPS	1:33.413	3	2 LAPS	1:32.347
34	58.719	1:31.289	34	1:03.388	1:30.372	34	1:08.790	1:31.523	34	1:13.153	1:30.025	34	1:18.322	1:30.880

SPEED Sports Prototype Series

RACE 2 - LAP CHART

Lap 71			Lap 72			Lap 73			Lap 74			Lap 75		
No	Behind	Laptime	No	Behind	Laptime	No	Behind	Laptime	No	Behind	Laptime	No	Behind	Laptime
47		1:26.130	47		1:28.389	47		1:33.617 P	68		1:28.889	68		1:29.234
68	20.565	1:29.238	68	22.118	1:29.942	68	17.746	1:29.245	99	14 LAPS	1:28.971	99	14 LAPS	1:29.695
99	14 LAPS	1:29.300 P	99	14 LAPS	1:29.850	99	14 LAPS	1:29.383	24	21.420	1:29.650	24	22.461	1:30.275
24	39.866	1:30.314	24	41.660	1:30.183	24	38.405	1:30.362	51	43.771	1:29.410	51	43.343	1:28.806
77	2 LAPS	1:31.424	77	2 LAPS	1:31.078	51	1:00.996	1:30.612	77	2 LAPS	1:32.273	77	2 LAPS	1:31.036
21	1 LAP	1:30.961	21	1 LAP	1:31.449	77	2 LAPS	1:33.064	21	1 LAP	1:32.340	21	1 LAP	1:31.722
51	1:03.998	1:28.316	51	1:04.001	1:28.392	21	1 LAP	1:32.645	3	2 LAPS	1:33.609	34	1:09.364	1:31.290
3	2 LAPS	1:32.054	3	2 LAPS	1:33.125	3	2 LAPS	1:32.972	34	1:07.308	1:31.536	3	2 LAPS	1:34.218
34	1:23.126	1:30.934	34	1:25.195	1:30.458	34	1:22.407	1:30.829						

SPEED Sports Prototype Series

RACE 2 - LAP CHART

Lap 76			Lap 77			Lap 78			Lap 79			Lap 80		
No	Behind	Laptime	No	Behind	Laptime	No	Behind	Laptime	No	Behind	Laptime	No	Behind	Laptime
68		1:29.130	68		1:29.235	68		1:29.251	68		1:29.328	68		1:29.315
99	14 LAPS	1:30.031	99	14 LAPS	1:29.762	99	14 LAPS	1:29.330	99	14 LAPS	1:29.522	99	14 LAPS	1:29.892
24	24.195	1:30.864	24	24.690	1:29.730	24	25.490	1:30.051	24	25.938	1:29.776	24	26.750	1:30.127
47	2 LAPS	5:24.680 P	51	40.611	1:27.528	51	39.281	1:27.921	51	38.658	1:28.705	51	38.081	1:28.738
51	42.318	1:28.105	47	2 LAPS	1:30.625 P	77	2 LAPS	1:30.677	77	2 LAPS	1:30.824	77	2 LAPS	1:30.704
77	2 LAPS	1:31.631	77	2 LAPS	1:31.415	21	1 LAP	1:31.224	21	1 LAP	1:30.954	21	1 LAP	1:31.441
21	1 LAP	1:31.394	21	1 LAP	1:31.029	34	1:16.010	1:32.862	34	1:17.094	1:30.412	34	1:19.047	1:31.268
34	1:10.752	1:30.518	34	1:12.399	1:30.882	3	2 LAPS	1:33.992	3	2 LAPS	1:32.632			
3	2 LAPS	1:32.961	3	2 LAPS	1:33.067									

SPEED Sports Prototype Series

RACE 2 - LAP CHART

Lap 81			Lap 82			Lap 83			Lap 84			Lap 85		
No	Behind	Laptime	No	Behind	Laptime	No	Behind	Laptime	No	Behind	Laptime	No	Behind	Laptime
68		1:29.889	68		1:29.920	68		1:29.764	68		1:30.579	68		2:35.448
3	3 LAPS	1:34.058	99	14 LAPS	1:30.676	99	14 LAPS	1:30.423	99	14 LAPS	1:31.567	99	14 LAPS	2:29.478
99	14 LAPS	1:30.021	3	3 LAPS	1:35.223	3	3 LAPS	1:33.263	3	3 LAPS	1:38.682 P	24	1.845	2:06.808
24	26.976	1:30.115	24	27.554	1:30.498	24	28.859	1:31.069	24	30.485	1:32.205	51	2.561	2:06.289
51	36.638	1:28.446	51	34.935	1:28.217	51	32.824	1:27.653	51	31.720	1:29.475	47	8 LAPS	1:43.782
77	2 LAPS	1:31.304	77	2 LAPS	1:31.752	77	2 LAPS	1:31.953	47	8 LAPS	1:32.449 P	3	3 LAPS	2:21.895 P
21	1 LAP	1:30.798	21	1 LAP	1:31.710	21	1 LAP	1:31.532	77	2 LAPS	1:32.154	77	2 LAPS	1:35.811
34	1:21.885	1:32.727	34	1:25.502	1:33.537	34	1:26.252	1:30.514	21	1 LAP	1:33.261	21	1 LAP	1:34.649
									34	1:35.512	1:39.839	34	33.742	1:33.678

SPEED Sports Prototype Series

RACE 2 - LAP CHART

Lap 86			Lap 87			Lap 88			Lap 89			Lap 90		
No	Behind	Laptime	No	Behind	Laptime	No	Behind	Laptime	No	Behind	Laptime	No	Behind	Laptime
68		2:16.025	68		1:31.490	68		1:29.819	68		1:37.505	68		1:49.115
99	14 LAPS	2:15.795	99	14 LAPS	1:32.312	47	8 LAPS	1:28.276	24	4.114	1:37.927	24	1.694	1:46.695
24	1.612	2:15.792	47	8 LAPS	1:31.086	99	14 LAPS	1:31.154	99	14 LAPS	1:45.073	34	9.658	1:46.275
51	1.983	2:15.447	24	2.747	1:32.625	24	3.692	1:30.764	34	12.498	1:36.987	21	1 LAP	1:49.934
47	8 LAPS	2:14.715	51	3.693	1:33.200 P	34	13.016	1:31.482	21	1 LAP	1:39.120	99	14 LAPS	1:54.806
3	3 LAPS	2:16.169	3	3 LAPS	1:35.308	21	1 LAP	1:33.249	3	3 LAPS	1:41.754	3	3 LAPS	1:51.869
77	2 LAPS	2:18.293	21	1 LAP	1:33.328	3	3 LAPS	1:35.647	77	2 LAPS	1:45.530	51	1 LAP	1:41.839
21	1 LAP	2:16.966	34	11.353	1:34.154	77	2 LAPS	1:35.242	51	1 LAP	3:43.631 P	77	2 LAPS	1:53.905
34	8.689	1:50.972	77	2 LAPS	1:42.130	47	7 LAPS	1:33.583	47	7 LAPS	1:40.663	47	7 LAPS	1:40.914

SPEED Sports Prototype Series

RACE 2 - LAP CHART

Lap 91			Lap 92			Lap 93			Lap 94			Lap 95		
No	Behind	Laptime	No	Behind	Laptime	No	Behind	Laptime	No	Behind	Laptime	No	Behind	Laptime
68		1:46.315	68		1:38.362	68		1:32.513	68		1:29.809	68		1:28.773
24	1.219	1:45.840	24	1.410	1:38.553	24	1.587	1:32.690	24	2.159	1:30.381	24	3.290	1:29.904
99	14 LAPS	1:45.686	99	14 LAPS	1:35.774	51	1 LAP	1:29.202	51	1 LAP	1:27.809	51	1 LAP	1:27.275
21	1 LAP	1:48.004	21	1 LAP	1:36.210	21	1 LAP	1:32.401	21	1 LAP	1:31.839	21	1 LAP	1:31.814
34	20.055	1:56.712	51	1 LAP	1:31.371	99	14 LAPS	1:35.847 P	34	26.890	1:31.944	34	29.105	1:30.988
3	3 LAPS	1:49.517	34	21.839	1:40.146	34	24.755	1:35.429	3	3 LAPS	1:33.901	3	3 LAPS	1:38.176 P
51	1 LAP	1:38.579	3	3 LAPS	1:39.109	3	3 LAPS	1:35.100	77	2 LAPS	1:33.081	77	2 LAPS	1:31.319
77	2 LAPS	1:47.651	77	2 LAPS	1:36.110	77	2 LAPS	1:32.713	47	7 LAPS	1:25.422	99	15 LAPS	3:25.795 P
47	7 LAPS	1:31.587	47	7 LAPS	1:26.616	47	7 LAPS	1:25.787				47	7 LAPS	1:25.538

SPEED Sports Prototype Series

RACE 2 - LAP CHART

Lap 96			Lap 97			Lap 98			Lap 99			Lap 100		
No	Behind	Laptime	No	Behind	Laptime	No	Behind	Laptime	No	Behind	Laptime	No	Behind	Laptime
68		1:29.402	68		1:29.621	68		1:29.401	68		1:29.449	68		1:29.896
24	3.954	1:30.066	24	4.725	1:30.392	51	1 LAP	1:28.049	51	1 LAP	1:26.480	3	5 LAPS	1:26.627
51	1 LAP	1:27.001	51	1 LAP	1:27.074	24	6.750	1:31.426	24	8.010	1:30.709	24	9.756	1:31.642
21	1 LAP	1:32.948	21	1 LAP	1:31.781	3	5 LAPS	4:01.268 P	3	5 LAPS	1:25.799	47	7 LAPS	1:25.847
34	31.366	1:31.663	34	37.020	1:35.275 P	21	1 LAP	1:31.003	21	1 LAP	1:31.106	21	1 LAP	1:33.664 P
99	15 LAPS	1:29.395	47	7 LAPS	1:26.238	47	7 LAPS	1:25.813	47	7 LAPS	1:25.218	34	2 LAPS	4:27.353 P
47	7 LAPS	1:25.838	99	15 LAPS	1:28.684	99	15 LAPS	1:28.156	99	15 LAPS	1:27.965	99	15 LAPS	1:27.731
77	2 LAPS	1:32.659	77	2 LAPS	1:29.638	77	2 LAPS	1:30.194	77	2 LAPS	1:30.175	77	2 LAPS	1:30.455
									51	1:29.220	1:27.301	51	1:25.530	1:26.206

SPEED Sports Prototype Series

RACE 2 - LAP CHART

Lap 101			Lap 102			Lap 103			Lap 104			Lap 105		
No	Behind	Laptime	No	Behind	Laptime	No	Behind	Laptime	No	Behind	Laptime	No	Behind	Laptime
68		1:28.975	68		1:31.548	68		1:35.755	68		1:47.245	68		1:47.322
3	5 LAPS	1:25.470	24	11.107	1:31.331	24	10.786	1:35.434	47	7 LAPS	1:38.812	24	6.982	1:45.614
24	11.324	1:30.543	47	7 LAPS	1:25.203	47	7 LAPS	1:31.162	24	8.690	1:45.149	99	15 LAPS	1:39.834
47	7 LAPS	1:25.262	34	2 LAPS	1:26.355	34	2 LAPS	1:32.922	34	2 LAPS	1:40.696	34	2 LAPS	1:43.026
34	2 LAPS	1:26.603	99	15 LAPS	1:28.515	99	15 LAPS	1:33.705	99	15 LAPS	1:37.111	51	1:03.938	1:40.618
99	15 LAPS	1:28.267	77	2 LAPS	1:30.810	77	2 LAPS	1:48.861	77	2 LAPS	1:52.488	3	4 LAPS	1:37.495
77	2 LAPS	1:30.749	21	2 LAPS	3:36.450 P	21	2 LAPS	1:40.614	21	2 LAPS	1:43.811	21	2 LAPS	1:42.829
51	1:22.697	1:26.142	51	1:18.075	1:26.926	51	1:17.371	1:35.051	51	1:10.642	1:40.516	77	2 LAPS	1:48.129
3	4 LAPS	1:26.715	3	4 LAPS	1:25.683	3	4 LAPS	1:35.271	3	4 LAPS	1:37.882	47	6 LAPS	1:37.547
									47	6 LAPS	1:40.217			

SPEED Sports Prototype Series

RACE 2 - LAP CHART

Lap 106			Lap 107			Lap 108			Lap 109			Lap 110		
No	Behind	Laptime	No	Behind	Laptime	No	Behind	Laptime	No	Behind	Laptime	No	Behind	Laptime
68		1:45.252	68		1:42.388	68		1:39.329	68		1:36.621	68		1:32.393
24	7.247	1:45.517	99	15 LAPS	1:38.129	99	15 LAPS	1:36.050	34	2 LAPS	1:35.065	34	2 LAPS	1:32.468
99	15 LAPS	1:39.722	34	2 LAPS	1:41.133	34	2 LAPS	1:37.100	24	10.900	1:37.579	24	16.451	1:37.944 P
34	2 LAPS	1:40.825	24	9.325	1:44.466	24	9.942	1:39.946	3	4 LAPS	1:29.832	3	4 LAPS	1:27.578
3	4 LAPS	1:36.776	3	4 LAPS	1:33.119	3	4 LAPS	1:33.537	51	39.933	1:31.325	51	36.589	1:29.049
51	57.358	1:38.672	51	49.629	1:34.659	51	45.229	1:34.929	21	2 LAPS	1:33.077	21	2 LAPS	1:30.542
21	2 LAPS	1:40.483	21	2 LAPS	1:36.649	21	2 LAPS	1:36.984	47	6 LAPS	1:28.784	47	6 LAPS	1:27.028
77	2 LAPS	1:48.342	77	2 LAPS	1:45.610	47	6 LAPS	1:33.200	77	2 LAPS	1:39.779	77	2 LAPS	1:35.045
47	6 LAPS	1:36.588	47	6 LAPS	1:32.911	77	2 LAPS	1:44.285	99	14 LAPS	1:32.003	99	14 LAPS	1:29.810
						99	14 LAPS	1:34.631						

SPEED Sports Prototype Series

RACE 2 - LAP CHART

Lap 111			Lap 112			Lap 113			Lap 114			Lap 115		
No	Behind	Laptime	No	Behind	Laptime	No	Behind	Laptime	No	Behind	Laptime	No	Behind	Laptime
68		1:30.443	68		1:29.724	68		1:29.453	68		1:29.845	68		1:29.390
34	2 LAPS	1:29.874	34	2 LAPS	1:27.710	34	2 LAPS	1:27.269	3	4 LAPS	1:26.336	77	3 LAPS	1:31.594
3	4 LAPS	1:26.455	3	4 LAPS	1:26.913	3	4 LAPS	1:26.046	24	1 LAP	1:28.099	3	4 LAPS	1:28.027 P
51	34.660	1:28.514	24	1 LAP	3:11.803 P	24	1 LAP	1:28.580	51	26.889	1:26.873	24	1 LAP	1:28.072
21	2 LAPS	1:29.577	51	32.319	1:27.383	51	29.861	1:26.995	47	6 LAPS	1:25.111	51	24.708	1:27.209
47	6 LAPS	1:26.234	21	2 LAPS	1:28.431	21	2 LAPS	1:28.252	21	2 LAPS	1:28.641	47	6 LAPS	1:25.115
77	2 LAPS	1:32.515	47	6 LAPS	1:25.647	47	6 LAPS	1:24.466	99	14 LAPS	1:27.347	21	2 LAPS	1:28.272
99	14 LAPS	1:29.072	99	14 LAPS	1:29.716	99	14 LAPS	1:28.303	34	1 LAP	1:27.137	99	14 LAPS	1:27.551
			77	2 LAPS	1:31.780	77	2 LAPS	1:29.699				34	1 LAP	1:25.882
						34	1 LAP	1:29.125						

SPEED Sports Prototype Series

RACE 2 - LAP CHART

Lap 116			Lap 117			Lap 118			Lap 119			Lap 120		
No	Behind	Laptime	No	Behind	Laptime	No	Behind	Laptime	No	Behind	Laptime	No	Behind	Laptime
68		1:27.296	68		1:31.072 P	51		1:27.171	51		1:27.130	51		1:27.803
77	3 LAPS	1:29.845	77	3 LAPS	1:29.636	24	1 LAP	1:28.506	24	1 LAP	1:28.372	24	1 LAP	1:28.462
51	24.862	1:27.450	51	20.512	1:26.722	21	2 LAPS	1:28.663	21	2 LAPS	1:28.495	21	2 LAPS	1:28.349
24	1 LAP	1:28.941	24	1 LAP	1:28.179	34	1 LAP	1:27.591	34	1 LAP	1:30.099 P	47	8 LAPS	4:41.830 P
47	6 LAPS	1:24.998	47	6 LAPS	1:27.136 P	99	14 LAPS	1:27.928	99	14 LAPS	1:27.874	99	14 LAPS	1:28.375
21	2 LAPS	1:29.332	21	2 LAPS	1:28.272	68	1:10.113	2:57.796 P	68	1:11.650	1:28.667	68	1:12.452	1:28.605
34	1 LAP	1:26.667	34	1 LAP	1:26.178	77	2 LAPS	1:31.191	77	2 LAPS	1:30.941	77	2 LAPS	1:35.777 P
99	14 LAPS	1:29.154	99	14 LAPS	1:28.305									
			77	2 LAPS	1:28.905									

SPEED Sports Prototype Series

RACE 2 - LAP CHART

Lap 121			Lap 122			Lap 123			Lap 124			Lap 125		
No	Behind	Laptime	No	Behind	Laptime	No	Behind	Laptime	No	Behind	Laptime	No	Behind	Laptime
51		1:27.199	51		1:28.696	51		1:27.770	51		1:27.682	51		1:27.624
24	1 LAP	1:28.998	24	1 LAP	1:28.611	24	1 LAP	1:28.788	24	1 LAP	1:29.023	77	6 LAPS	6:05.680
21	2 LAPS	1:28.044	21	2 LAPS	1:29.171	21	2 LAPS	1:28.254	21	2 LAPS	1:28.393	21	2 LAPS	1:28.073
47	8 LAPS	1:29.047	47	8 LAPS	1:29.816	47	8 LAPS	1:28.941	47	8 LAPS	1:28.784	47	8 LAPS	1:28.471
99	14 LAPS	1:28.012	99	14 LAPS	1:28.309	99	14 LAPS	1:28.819	99	14 LAPS	1:28.366	24	1 LAP	2:03.451
68	1:14.436	1:29.183	34	3 LAPS	4:32.378 P	34	3 LAPS	1:28.168	34	3 LAPS	1:27.355	99	14 LAPS	1:28.197
			68	1:14.769	1:29.029	68	1:15.544	1:28.545	68	1:16.019	1:28.157	34	3 LAPS	1:27.329
												68	1:17.015	1:28.620

SPEED Sports Prototype Series

RACE 2 - LAP CHART

Lap 126			Lap 127			Lap 128			Lap 129			Lap 130		
No	Behind	Laptime	No	Behind	Laptime	No	Behind	Laptime	No	Behind	Laptime	No	Behind	Laptime
51		1:27.301	51		1:27.727	51		1:27.440	51		1:27.247	51		1:26.857
21	2 LAPS	1:28.114	21	2 LAPS	1:28.032	21	2 LAPS	1:27.979	3	14 LAPS	1:26.643	3	14 LAPS	1:25.828
3	14 LAPS	1:28.114	3	14 LAPS	1:26.657	3	14 LAPS	1:26.083	21	2 LAPS	1:28.643	21	2 LAPS	1:27.703
47	8 LAPS	1:28.324	47	8 LAPS	1:28.601	47	8 LAPS	1:28.364	47	8 LAPS	1:28.071	47	8 LAPS	1:27.487
24	1 LAP	1:29.324	24	1 LAP	1:29.089	24	1 LAP	1:28.968	24	1 LAP	1:28.996	24	1 LAP	1:30.226
77	6 LAPS	2:07.150 P	77	6 LAPS	1:31.083	77	6 LAPS	1:31.007	77	6 LAPS	1:31.918	34	3 LAPS	1:28.929
99	14 LAPS	1:28.395	99	14 LAPS	1:27.784	99	14 LAPS	1:28.421	99	14 LAPS	1:28.208	99	14 LAPS	1:30.181
34	3 LAPS	1:27.446	34	3 LAPS	1:27.306	34	3 LAPS	1:27.264	34	3 LAPS	1:27.258	77	6 LAPS	1:34.767
68	1:17.929	1:28.215	68	1:17.418	1:27.216	68	1:17.644	1:27.666	68	1:18.075	1:27.678	68	1:18.998	1:27.780

SPEED Sports Prototype Series

RACE 2 - LAP CHART

Lap 131			Lap 132			Lap 133			Lap 134			Lap 135		
No	Behind	Laptime	No	Behind	Laptime	No	Behind	Laptime	No	Behind	Laptime	No	Behind	Laptime
51		1:26.639	51		1:26.208	51		1:26.627	51		1:26.975	51		1:27.535
3	14 LAPS	1:26.028	3	14 LAPS	1:25.554	3	14 LAPS	1:25.186	77	7 LAPS	1:32.427	77	7 LAPS	1:32.770
21	2 LAPS	1:27.806	21	2 LAPS	1:27.819	21	2 LAPS	1:27.986	3	14 LAPS	1:25.706	3	14 LAPS	1:25.660
47	8 LAPS	1:27.418	47	8 LAPS	1:27.388	47	8 LAPS	1:35.243 P	21	2 LAPS	1:28.470	21	2 LAPS	1:27.945
24	1 LAP	1:29.039	24	1 LAP	1:29.045	24	1 LAP	1:28.911	24	1 LAP	1:28.688	24	1 LAP	1:29.029
34	3 LAPS	1:27.069	99	14 LAPS	1:27.809	99	14 LAPS	1:28.373	99	14 LAPS	1:27.810	99	14 LAPS	1:27.895
99	14 LAPS	1:27.839	34	3 LAPS	1:30.058 P	68	1:22.100	1:26.898	68	1:22.881	1:27.756	68	1:22.784	1:27.438
77	6 LAPS	1:31.341	68	1:21.829	1:28.037				47	8 LAPS	2:02.874 P			
68	1:20.000	1:27.641	77	6 LAPS	1:33.183									

SPEED Sports Prototype Series

RACE 2 - LAP CHART

Lap 136			Lap 137			Lap 138			Lap 139			Lap 140		
No	Behind	Laptime	No	Behind	Laptime	No	Behind	Laptime	No	Behind	Laptime	No	Behind	Laptime
51		1:27.634	51		1:26.825	51		1:26.616	51		1:27.286	51		1:26.819
47	9 LAPS	1:28.960	47	9 LAPS	1:28.052	47	9 LAPS	1:27.850	68	1 LAP	1:29.634	68	1 LAP	1:28.400
77	7 LAPS	1:31.801	77	7 LAPS	1:31.590	3	14 LAPS	1:27.146	47	9 LAPS	1:28.896	47	9 LAPS	1:28.227
3	14 LAPS	1:25.598	3	14 LAPS	1:25.542	77	7 LAPS	1:31.289	3	14 LAPS	1:25.685	3	14 LAPS	1:25.951
21	2 LAPS	1:27.939	21	2 LAPS	1:27.615	21	2 LAPS	1:27.450	77	7 LAPS	1:30.520	77	7 LAPS	1:33.573
24	1 LAP	1:29.440	34	7 LAPS	6:57.723 P	34	7 LAPS	1:28.873	21	2 LAPS	1:27.901	21	2 LAPS	1:28.426
99	14 LAPS	1:27.393	24	1 LAP	1:29.125	24	1 LAP	1:29.389	34	7 LAPS	1:30.088	34	7 LAPS	1:31.551
68	1:23.478	1:28.328	99	14 LAPS	1:28.225	99	14 LAPS	1:27.783	24	1 LAP	1:29.226	24	1 LAP	1:30.409
			68	1:24.616	1:27.963				99	14 LAPS	1:28.114	99	14 LAPS	1:27.965

SPEED Sports Prototype Series

RACE 2 - LAP CHART

Lap 141			Lap 142			Lap 143			Lap 144			Lap 145		
No	Behind	Laptime	No	Behind	Laptime	No	Behind	Laptime	No	Behind	Laptime	No	Behind	Laptime
51		1:26.754	51		1:27.669	51		1:28.243	51		1:27.520	51		1:27.989
68	1 LAP	1:27.806	68	1 LAP	1:27.900	68	1 LAP	1:28.034	68	1 LAP	1:27.188	68	1 LAP	1:27.875
47	9 LAPS	1:28.740	47	9 LAPS	1:28.530	47	9 LAPS	1:28.855	3	14 LAPS	1:27.844	3	14 LAPS	1:25.241
3	14 LAPS	1:25.843	3	14 LAPS	1:25.484	3	14 LAPS	1:25.259	47	9 LAPS	1:29.593	47	9 LAPS	1:29.066
77	7 LAPS	1:32.366	77	7 LAPS	1:31.560	21	2 LAPS	1:29.273	21	2 LAPS	1:27.307	21	2 LAPS	1:28.502
21	2 LAPS	1:28.282	21	2 LAPS	1:28.058	77	7 LAPS	1:32.174	77	7 LAPS	1:31.551	77	7 LAPS	1:35.366
34	7 LAPS	1:30.274	34	7 LAPS	1:30.628	34	7 LAPS	1:30.758	34	7 LAPS	1:30.113	34	7 LAPS	1:33.380
24	1 LAP	1:29.238	24	1 LAP	1:29.041	99	14 LAPS	1:28.402	99	14 LAPS	1:28.923	99	14 LAPS	1:28.994
99	14 LAPS	1:28.183	99	14 LAPS	1:27.976	24	1 LAP	1:29.091	24	1 LAP	1:31.866			

SPEED Sports Prototype Series

RACE 2 - LAP CHART

Lap 146			Lap 147			Lap 148			Lap 149			Lap 150		
No	Behind	Laptime	No	Behind	Laptime	No	Behind	Laptime	No	Behind	Laptime	No	Behind	Laptime
51		1:32.110	51		1:31.737	51		1:29.801	51		1:32.128	51		1:39.670
24	2 LAPS	1:32.637	68	1 LAP	1:33.088	3	14 LAPS	1:27.748	99	15 LAPS	1:34.376	77	8 LAPS	1:49.658
68	1 LAP	1:30.483	3	14 LAPS	1:31.281	68	1 LAP	1:30.829	68	1 LAP	1:32.073	68	1 LAP	1:40.837
3	14 LAPS	1:26.772	24	2 LAPS	1:35.111	24	2 LAPS	1:31.599	24	2 LAPS	1:33.042	24	2 LAPS	1:40.759
47	9 LAPS	1:32.026	34	8 LAPS	1:45.047 P	47	9 LAPS	1:34.328	47	9 LAPS	1:36.819	99	15 LAPS	1:57.526
21	2 LAPS	1:33.199	47	9 LAPS	1:34.147	21	2 LAPS	1:32.393	21	2 LAPS	1:36.474	47	9 LAPS	1:40.139
77	7 LAPS	1:39.418	21	2 LAPS	1:31.109	77	7 LAPS	1:45.311	3	13 LAPS	1:36.491	21	2 LAPS	1:38.516
99	14 LAPS	1:34.377	77	7 LAPS	1:35.512	3	13 LAPS	1:30.408				3	13 LAPS	1:30.392
			99	14 LAPS	1:33.149									

SPEED Sports Prototype Series

RACE 2 - LAP CHART

Lap 151			Lap 152			Lap 153			Lap 154			Lap 155		
No	Behind	Laptime	No	Behind	Laptime	No	Behind	Laptime	No	Behind	Laptime	No	Behind	Laptime
51		1:33.237	51		1:28.647	51		1:27.454	51		1:28.118	51		1:27.262
68	1 LAP	1:32.482	68	1 LAP	1:29.002	68	1 LAP	1:27.375	68	1 LAP	1:27.863	68	1 LAP	1:26.644
77	8 LAPS	1:39.950	24	2 LAPS	1:32.300	24	2 LAPS	1:31.360	77	9 LAPS	2:55.384 P	77	9 LAPS	1:32.751
24	2 LAPS	1:34.646	99	15 LAPS	1:28.613	99	15 LAPS	1:27.924	24	2 LAPS	1:30.474	99	15 LAPS	1:33.202
99	15 LAPS	1:31.570	77	8 LAPS	1:38.576 P	47	9 LAPS	1:29.653	99	15 LAPS	1:28.995	24	2 LAPS	1:34.388
47	9 LAPS	1:33.228	47	9 LAPS	1:29.885	21	2 LAPS	1:27.331	47	9 LAPS	1:29.823	47	9 LAPS	1:28.931
21	2 LAPS	1:29.506	21	2 LAPS	1:27.787	3	13 LAPS	1:24.291	21	2 LAPS	1:27.289	21	2 LAPS	1:27.663
3	13 LAPS	1:25.856	3	13 LAPS	1:25.648				3	13 LAPS	1:25.217	3	13 LAPS	1:24.956

SPEED Sports Prototype Series

RACE 2 - LAP CHART

Lap 156			Lap 157		
No	Behind	Laptime	No	Behind	Laptime
51		1:27.168	51		1:27.859
68	1 LAP	1:26.773	68	1 LAP	1:27.038
99	15 LAPS	1:30.375	99	15 LAPS	1:28.472
77	9 LAPS	1:32.602	24	2 LAPS	1:31.220
24	2 LAPS	1:32.039	47	9 LAPS	1:29.880
47	9 LAPS	1:28.564	77	9 LAPS	1:36.867
21	2 LAPS	1:28.331	21	2 LAPS	1:30.066
3	13 LAPS	1:24.963	3	13 LAPS	1:25.234

SPEED Sports Prototype Series

RACE 2 - POSITION CHART

No	Name	Laps Pos	Laps																																	
			1	2	3	4	5	6	7	8	9	10	11	12	13	14	15	16	17	18	19	20	21	22	23	24	25	26	27	28	29	30	31	32		
51	BERNANS/GAROF	1	51	51	51	51	51	51	51	51	51	51	51	51	51	51	51	51	51	51	51	51	51	51	51	51	51	51	51	51	51	51	51	51	51	
34	RIHON/PADMORE	2	34	34	34	34	34	34	34	34	34	34	34	34	34	34	34	34	34	34	34	34	34	34	34	34	34	34	34	34	34	34	34	34	34	
47	DOLAN/HANCOCK	3	47	99	99	99	99	99	47	47	47	47	47	47	47	47	47	47	47	47	47	47	47	47	47	47	47	47	47	47	47	47	47	47		
99	GATES/DUNN	4	99	47	47	47	47	47	68	68	68	68	68	68	68	68	68	68	68	68	68	68	68	68	68	68	68	68	68	68	68	68	68	68		
68	ADCOCK/VIGNALI	5	68	68	68	68	68	68	21	24	24	24	24	24	24	24	24	24	24	24	24	24	24	24	24	24	24	24	24	24	24	24	24	24		
21	BENNETT/BOUZOI	6	21	21	21	21	21	21	24	21	21	21	21	21	21	21	21	21	21	21	21	21	21	21	21	21	21	99	99	21	21	21	21	21		
24	READER/FENNYM	7	24	24	24	24	24	24	99	99	99	99	99	99	99	99	99	99	99	99	99	99	99	99	99	99	99	99	21	21	99	3	3	3	3	
3	BURRICK/DECROCK	8	3	77	77	77	77	77	77	3	3	3	3	3	3	3	3	3	3	3	3	3	3	3	3	3	3	3	3	3	3	3	77	77	77	77
77	GHINN/SNELLER	9	77	3	3	3	3	3	3	77	77	77	77	77	77	77	77	77	77	77	77	77	77	77	77	77	77	77	77	77	77	99	99	99	99	
16	WILSON/HULFORD	10	16	16	16	16	16	16	16	16	16	16	16	16	16	16	16	16	16	16	16	16	16	16	16	16	16	16	16	16	16	16	16	16	16	

SPEED Sports Prototype Series

RACE 2 - POSITION CHART

No	Name	Laps Pos	33	34	35	36	37	38	39	40	41	42	43	44	45	46	47	48	49	50	51	52	53	54	55	56	57	58	59	60	61	62	63	64				
			51	BERNANS/GAROF	1	51	51	51	51	51	51	51	51	51	51	51	51	51	51	51	68	68	68	68	68	68	68	68	68	68	68	68	68	68	68	68	68	68
34	RIHON/PADMORE	2	34	34	34	34	34	34	34	34	34	34	34	34	34	34	34	47	47	47	47	47	47	47	47	47	47	47	47	47	47	47	47	47	47	47		
47	DOLAN/HANCOCK	3	47	47	47	47	68	68	68	68	68	68	68	68	68	68	68	21	21	24	24	24	24	24	24	24	24	24	24	24	24	24	24	24	24	24		
99	GATES/DUNN	4	68	68	68	68	47	47	47	47	47	47	47	47	47	47	47	24	24	77	77	77	77	77	77	77	77	77	77	77	77	77	77	77	77	77		
68	ADCOCK/VIGNALI	5	21	21	21	21	21	21	21	21	21	21	21	21	21	21	21	77	77	34	34	34	34	34	34	34	34	34	34	34	34	34	34	34	34	34	34	
21	BENNETT/BOUZOI	6	24	24	24	24	24	24	24	24	24	24	24	24	24	24	24	34	34	21	21	21	21	21	21	21	21	21	21	21	21	21	21	21	21	21	21	
24	READER/FENNYM	7	3	3	3	3	3	3	3	3	3	3	3	3	3	3	77	77	51	51	51	51	51	51	51	51	51	51	21	21	21	21	21	21	21	21	21	21
3	BURRICK/DECRO	8	77	77	77	77	77	77	77	77	77	77	77	77	77	77	3	3	3	3	3	3	3	3	3	3	3	3	3	3	3	3	3	3	3	3	3	3
77	GHINN/SNELLER	9	99	99	99	99	99	99	99	99	99	99	99	99	99	99	99	99	99	99	99	99	99	99	99	99	99	99	99	99	99	99	99	99	99	99	99	99
16	WILSON/HULFORD	10																																				

SPEED Sports Prototype Series

RACE 2 - POSITION CHART

No	Name	Laps Pos	65	66	67	68	69	70	71	72	73	74	75	76	77	78	79	80	81	82	83	84	85	86	87	88	89	90	91	92	93	94	95	96
			51	BERNANS/GAROF	1	68	47	47	47	47	47	47	47	47	68	68	68	68	68	68	68	68	68	68	68	68	68	68	68	68	68	68	68	68
34	RIHON/PADMORE	2	47	68	68	68	68	68	68	68	68	24	24	24	24	24	24	24	24	24	24	24	24	24	24	24	24	24	24	24	24	24	24	24
47	DOLAN/HANCOCK	3	24	24	24	24	24	24	24	24	24	51	51	51	51	51	51	51	51	51	51	51	51	51	51	34	34	34	34	34	34	34	34	34
99	GATES/DUNN	4	51	51	51	51	51	51	51	51	51	34	34	34	34	34	34	34	34	34	34	34	34	34	21	21	21	21	21	51	51	51	51	51
68	ADCOCK/VIGNALI	5	34	34	34	34	34	34	34	34	34	21	21	21	21	21	21	21	21	21	21	21	21	21	51	51	51	51	21	21	21	21	21	21
21	BENNETT/BOUZOI	6	21	21	21	21	21	21	21	21	21	47	47	77	77	77	77	77	77	77	77	77	77	77	77	77	77	77	77	77	77	77	77	77
24	READER/FENNYM	7	77	77	77	77	77	77	77	77	77	77	77	3	3	3	3	3	3	3	3	3	3	3	3	3	3	3	3	3	3	3	3	3
3	BURRICK/DECRO	8	3	3	3	3	3	3	3	3	3	3	3	47	47	47	47	47	47	47	47	47	47	47	47	47	47	47	47	47	47	47	47	47
77	GHINN/SNELLER	9	99	99	99	99	99	99	99	99	99	99	99	99	99	99	99	99	99	99	99	99	99	99	99	99	99	99	99	99	99	99	99	99
16	WILSON/HULFORI	10																																

SPEED Sports Prototype Series

RACE 2 - POSITION CHART

No	Name	Laps Pos	97	98	99	100	101	102	103	104	105	106	107	108	109	110	111	112	113	114	115	116	117	118	119	120	121	122	123	124	125	126	127	128
			51	BERNANS/GAROF	1	68	68	68	68	68	68	68	68	68	68	68	68	68	68	68	68	68	68	68	68	68	51	51	51	51	51	51	51	51
34	RIHON/PADMORE	2	24	24	24	24	24	24	24	24	24	24	24	24	24	24	51	51	51	51	51	51	51	68	68	68	68	68	68	68	68	68	68	68
47	DOLAN/HANCOCK	3	34	51	51	51	51	51	51	51	51	51	51	51	51	51	24	24	24	24	24	24	24	24	24	24	24	24	24	24	24	24	24	24
99	GATES/DUNN	4	51	21	21	34	34	34	34	34	34	34	34	34	34	34	34	34	34	34	34	34	34	34	21	21	21	21	21	21	21	21	21	21
68	ADCOCK/VIGNALI	5	21	34	34	77	77	77	77	21	21	21	21	21	21	21	21	21	21	21	21	21	21	21	34	34	34	34	34	34	34	34	34	34
21	BENNETT/BOUZOI	6	77	77	77	21	21	21	77	77	77	77	77	77	77	77	77	77	77	77	77	77	77	77	77	77	77	77	77	77	77	77	77	77
24	READER/FENNYM	7	3	3	3	3	3	3	3	3	3	3	3	3	3	3	3	47	47	47	47	47	47	47	47	47	47	47	47	47	47	47	47	47
3	BURRICK/DECRO	8	47	47	47	47	47	47	47	47	47	47	47	47	47	47	47	3	3	3	3	3	3	3	3	3	3	3	3	3	3	3	3	3
77	GHINN/SNELLER	9	99	99	99	99	99	99	99	99	99	99	99	99	99	99	99	99	99	99	99	99	99	99	99	99	99	99	99	99	99	99	99	99
16	WILSON/HULFORI	10																																

SPEED Sports Prototype Series

RACE 2 - POSITION CHART

No	Name	Laps Pos	129	130	131	132	133	134	135	136	137	138	139	140	141	142	143	144	145	146	147	148	149	150	151	152	153	154	155	156	157
			51	BERNANS/GAROF	1	51	51	51	51	51	51	51	51	51	51	51	51	51	51	51	51	51	51	51	51	51	51	51	51	51	51
34	RIHON/PADMORE	2	68	68	68	68	68	68	68	68	68	68	68	68	68	68	68	68	68	68	68	68	68	68	68	68	68	68	68	68	
47	DOLAN/HANCOCK	3	24	24	24	24	24	24	24	24	24	24	24	24	24	24	24	24	24	24	24	24	24	24	24	24	24	24	24	24	
99	GATES/DUNN	4	21	21	21	21	21	21	21	21	21	21	21	21	21	21	21	21	21	21	21	21	21	21	21	21	21	21	21	21	
68	ADCOCK/VIGNALI	5	34	77	77	77	77	77	77	77	77	77	77	77	77	77	77	77	77	77	77	77	77	77	77	77	77	77	77	77	
21	BENNETT/BOUZOI	6	77	34	34	34	34	34	34	34	34	34	34	34	47	47	47	47	47	47	47	47	47	47	47	47	47	47	47	47	
24	READER/FENNYM	7	47	47	47	47	47	47	47	47	47	47	47	47	3	3	3	3	3	3	3	3	3	3	3	3	3	3	3	3	
3	BURRICK/DECRO	8	3	3	3	3	3	3	3	3	3	3	3	3	99	99	99	99	99	99	99	99	99	99	99	99	99	99	99	99	
77	GHINN/SNELLER	9	99	99	99	99	99	99	99	99	99	99	99	99	99	99	99	99	99	99	99	99	99	99	99	99	99	99	99	99	
16	WILSON/HULFORI	10																													