

DTM Brands Hatch

Brands Hatch, length 1929 m

08 / 10 June 2007

Lotus On Track Elise Trophy

Best Sector Times race 1



Reg.No.: 40466

sector 1			sector 2			sector 3			
Pos.	No	Driver	Time	No	Driver	Time	No	Driver	Time
1	88	Randall C.	20.400	88	Randall C.	14.479	6	Walsh A.	17.422
2	6	Walsh A.	20.478	58	Scuffham S.	14.502	58	Scuffham S.	17.522
3	58	Scuffham S.	20.591	6	Walsh A.	14.638	88	Randall C.	17.706
4	67	Kell A.	21.008	77	Pearson C.	14.990	67	Kell A.	17.775
5	81	McKean N.	21.099	5	Doe T.	15.103	19	Bicknell S.	18.113
6	3	Watkins C.	21.420	67	Kell A.	15.170	77	Pearson C.	18.140
7	14	Baumhardt H.	21.533	81	McKean N.	15.310	81	McKean N.	18.163
8	5	Doe T.	21.746	19	Bicknell S.	15.348	5	Doe T.	18.418
9	42	Gooday M.	21.775	3	Watkins C.	15.467	3	Watkins C.	18.429
10	77	Pearson C.	21.802	95	Kirby G.	15.537	42	Gooday M.	18.497
11	44	Gordon A.	21.831	14	Baumhardt H.	15.599	33	Edwards M.	18.651
12	19	Bicknell S.	21.880	69	Harding P.	15.642	95	Kirby G.	18.731
13	69	Harding P.	21.993	33	Edwards M.	15.680	98	Rowatt D.	18.772
14	33	Edwards M.	22.089	99	Knight J.	15.689	24	Setters D.	18.806
15	99	Knight J.	22.126	44	Gordon A.	15.946	38	Chong B.	18.878
16	2	Golding P.	22.249	9	Roberts M.	16.021	99	Knight J.	18.928
17	95	Kirby G.	22.315	42	Gooday M.	16.022	69	Harding P.	18.940
18	38	Chong B.	22.424	38	Chong B.	16.060	14	Baumhardt H.	18.964
19	27	Braker J.	22.467	24	Setters D.	16.080	44	Gordon A.	18.986
20	9	Roberts M.	22.476	27	Braker J.	16.145	9	Roberts M.	19.018
21	98	Rowatt D.	22.682	98	Rowatt D.	16.161	2	Golding P.	19.018
22	22	Clark A.	22.705	22	Clark A.	16.303	27	Braker J.	19.073
23	62	Chatterway T.	22.823	25	Howell T.	16.332	22	Clark A.	19.410
24	24	Setters D.	22.830	8	Walsh G.	16.416	62	Chatterway T.	19.472
25	8	Walsh G.	22.831	2	Golding P.	16.510	8	Walsh G.	19.640
26	10	Crowder S.	22.909	62	Chatterway T.	16.522	25	Howell T.	19.841
27	25	Howell T.	23.708	11	Treasure R.	16.770	10	Crowder S.	19.877

DTM Brands Hatch

Brands Hatch, length 1929 m

08 / 10 June 2007

Lotus On Track Elise Trophy

Best Sector Times race 1



Reg.No.: 40466

sector 1			sector 2		sector 3	
Pos.	No Driver	Time	No Driver	Time	No Driver	Time
28	11 Treasure R.	29.785	10 Crowder S.	17.000	11 Treasure R.	26.140
29	71 Sutton D.	34.317	71 Sutton D.	19.751	71 Sutton D.	27.671
30	18 Williams S.	00.000	18 Williams S.	00.000	18 Williams S.	00.000
31	82 Skeggs D.	00.000	82 Skeggs D.	00.000	82 Skeggs D.	00.000

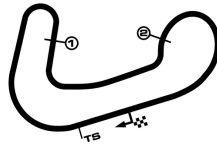
DTM Brands Hatch

Brands Hatch, length 1929 m

08 / 10 June 2007

Lotus On Track Elise Trophy

Lap analysis race 1



Reg.No.: 40466

Lap	Time	S1	V1	S2	V2	S3	V3	Vmax	Lap	Time	S1	V1	S2	V2	S3	V3	Vmax
2 Paul Golding , Elise S1 Sport 160 Lotus /									theoretical besttime: 57.777								
1	1:30.151	34.097	106	19.658	96	36.396	63		7	1:16.404	29.405	101	24.261	85	22.738	147	92
2	1:20.759	31.990	100	19.616	87	29.153	59	65	8	1:00.223	23.372	106	16.692	111	20.159	169	148
3	1:23.792	34.971	92	18.893	106	29.928	42	54	9	58.571	22.764	107	16.592	120	19.215	173	157
4	1:20.240	33.754	101	17.686	105	28.800	79	56	10	58.498	22.249	109	17.231	119	19.018	174	157
5	1:16.351	33.524	96	18.169	107	24.658	90	74	11	58.680	22.713	107	16.510	115	19.457	171	156
6	1:15.510	28.957	100	20.054	72	26.499	101	98									

Lap	Time	S1	V1	S2	V2	S3	V3	Vmax	Lap	Time	S1	V1	S2	V2	S3	V3	Vmax
3 Christian Watkins , Elise S1-NA Honda Lotus /									theoretical besttime: 55.316								
1	1:15.475	30.103	114	17.076	94	28.296	75		7	1:16.681	29.314	102	21.905	117	25.462	156	99
2	1:23.385	33.271	93	21.728	91	28.386	69	64	8	57.932	23.195	115	15.759	115	18.978	186	144
3	1:23.390	32.063	111	21.924	103	29.403	56	66	9	56.029	22.085	115	15.515	122	18.429	189	152
4	1:21.076	31.671	102	22.268	87	27.137	80	61	10	55.541	21.420	114	15.467	120	18.654	184	154
5	1:15.756	32.113	98	18.236	117	25.407	99	80	11	56.924	22.875	114	15.503	126	18.546	187	137
6	1:17.815	29.922	88	22.154	94	25.739	106	81									

Lap	Time	S1	V1	S2	V2	S3	V3	Vmax	Lap	Time	S1	V1	S2	V2	S3	V3	Vmax
5 Tony Doe , Elise S1 - Audi Turbo /									theoretical besttime: 55.267								
1	1:14.259	29.601	112	16.879	105	27.779	75		7	1:17.222	28.941	101	22.265	114	26.016	140	104
2	1:23.505	32.479	86	22.227	100	28.799	74	71	8	1:04.619	22.516	120	15.103	108	27.000	193	145
3	1:22.855	32.231	110	21.448	105	29.176	67	73	9	55.728	21.746	119	15.386	119	18.596	189	158
4	1:21.962	32.477	83	22.049	94	27.436	86	61	10	55.574	21.848	118	15.308	121	18.418	191	149
5	1:15.478	31.696	107	18.021	118	25.761	95	83	11	56.347	22.057	115	15.615	119	18.675	182	157
6	1:18.042	30.290	83	21.491	96	26.261	105	92									

Lap	Time	S1	V1	S2	V2	S3	V3	Vmax	Lap	Time	S1	V1	S2	V2	S3	V3	Vmax
6 Andrew Walsh , Elise S1-S/C Honda Lotus /									theoretical besttime: 52.538								
1	1:10.627	26.446	121	15.867	119	28.314	82		7	1:19.416	29.499	108	22.449	102	27.468	158	92
2	1:22.670	32.399	89	21.256	89	29.015	82	70	8	53.721	21.159	124	15.088	123	17.474	199	158
3	1:23.073	32.595	89	20.685	96	29.793	79	76	9	52.700	20.535	123	14.743	139	17.422	201	171
4	1:22.081	33.402	83	20.453	95	28.226	101	66	10	52.576	20.478	124	14.638	131	17.460	201	171
5	1:16.445	29.873	91	20.207	95	26.365	110	87	11	52.756	20.556	126	14.709	134	17.491	202	165
6	1:17.697	30.018	78	21.439	95	26.240	113	97									

Lap	Time	S1	V1	S2	V2	S3	V3	Vmax	Lap	Time	S1	V1	S2	V2	S3	V3	Vmax
8 Graham Walsh , Elise S1 Lotus /									theoretical besttime: 58.887								
1	1:35.502	38.110	98	21.737	75	35.655	64		7	1:13.784	29.247	93	22.470	94	22.067	154	94
2	1:21.399	34.218	96	19.167	109	28.014	51	57	8	1:01.214	23.708	106	17.172	114	20.334	165	130
3	1:27.490	35.750	96	19.805	108	31.935	64	61	9	1:00.606	23.150	107	17.549	109	19.907	165	148
4	1:17.253	32.947	102	19.815	108	24.491	106	45	10	59.917	22.831	107	17.096	114	19.990	163	144
5	1:15.423	32.032	96	18.559	111	24.832	96	79	11	59.599	23.543	108	16.416	124	19.640	164	150
6	1:15.040	29.473	94	19.614	101	25.953	105	97									

Lap	Time	S1	V1	S2	V2	S3	V3	Vmax	Lap	Time	S1	V1	S2	V2	S3	V3	Vmax
9 Martin Roberts , Elise S2 Lotus /									theoretical besttime: 57.515								
1	1:34.629	37.019	102	22.261	75	35.349	65		7	1:13.920	29.116	93	22.633	89	22.171	155	98
2	1:21.434	33.939	92	19.794	106	27.701	54	55	8	59.344	23.315	102	16.781	113	19.248	172	134
3	1:27.151	35.983	91	19.853	102	31.315	73	55	9	58.317	22.726	108	16.526	118	19.065	172	147
4	1:17.943	33.345	83	20.050	105	24.548	108	38	10	58.176	22.476	111	16.682	113	19.018	173	139
5	1:15.430	31.615	90	18.538	95	25.277	96	85	11	58.180	22.909	110	16.021	118	19.250	171	143
6	1:14.897	29.071	91	19.912	92	25.914	107	97									

Lap	Time	S1	V1	S2	V2	S3	V3	Vmax	Lap	Time	S1	V1	S2	V2	S3	V3	Vmax
10 Sarah Crowder , Elise S1 Lotus /									theoretical besttime: 59.786								
1	1:32.845	36.463	99	20.863	80	35.519	60		7	1:14.133	29.855	95	22.373	84	21.905	153	87
2	1:21.668	34.569	91	19.882	103	27.217	57	51	8	1:01.466	24.238	102	17.343	110	19.885	166	140
3	1:24.081	36.404	90	19.907	97	27.770	45	51	9	1:00.650	23.117	101	17.467	112	20.066	164	159
4	1:21.461	37.465	85	19.925	98	24.071	113	42	10	1:00.360	22.909	100	17.314	114	20.137	162	155
5	1:15.509	31.583	97	18.973	91	24.953	105	78	11	59.883	23.006	101	17.000	116	19.877	163	147
6	1:14.492	29.283	93	19.981	95	25.228	114	95									

Lap	Time	S1	V1	S2	V2	S3	V3	Vmax	Lap	Time	S1	V1	S2	V2	S3	V3	Vmax
11 Russ Treasure , Exige S1-S/C Honda Lotus /									theoretical besttime: 1:12.695								
1	1:12.697	29.003	125	16.770	105	26.924	76		5	1:15.954	31.202	96	18.202	97	26.550	100	82
2	1:22.106	32.682	96	20.813	102	28.611	73	65	6	1:17.398	30.603	83	20.655	92	26.140	109	92
3	1:23.561	32.929	88	20.461	98	30.171	65	70	7	1:18.547	29.785	97	22.187	107	26.575	164	94
4	1:22.321	33.089	84	20.777	96	28.455	89	64									

DTM Brands Hatch

Brands Hatch, length 1929 m

08 / 10 June 2007

Lotus On Track Elise Trophy

Lap analysis race 1

Lap	Time	S1	V1	S2	V2	S3	V3	Vmax	Lap	Time	S1	V1	S2	V2	S3	V3	Vmax
14 Hans Baumhardt , Elise S2 111S Lotus /									theoretical besttime: 56.096								
1	1:26.415	33.152	100	18.374	111	34.889	78		7	1:16.975	29.724	105	24.255	91	22.996	141	90
2	1:21.601	31.299	93	21.518	95	28.784	61	61	8	58.196	22.435	108	15.924	129	19.837	169	155
3	1:23.301	34.335	104	19.540	101	29.426	45	63	9	57.184	22.047	111	15.930	125	19.207	171	153
4	1:20.507	32.302	103	19.611	95	28.594	74	63	10	57.116	22.129	109	15.673	129	19.314	170	155
5	1:15.412	32.250	105	18.198	111	24.964	91	78	11	56.096	21.533	110	15.599	136	18.964	171	163
6	1:16.562	30.132	103	21.494	72	24.936	99	86									

19 Sean Bicknell , Exige S1 Lotus /									theoretical besttime: 55.341								
1	1:19.289	30.666	114	17.574	81	31.049	73		7	1:16.775	30.133	96	24.034	95	22.608	154	90
2	1:22.473	33.279	90	21.442	85	27.752	74	64	8	56.699	22.322	110	15.698	114	18.679	181	164
3	1:22.431	34.218	80	20.038	93	28.175	47	60	9	56.190	22.265	110	15.557	126	18.368	183	158
4	1:20.744	33.023	96	20.697	88	27.024	77	62	10	55.530	21.880	111	15.537	129	18.113	185	159
5	1:16.113	33.161	90	17.633	112	25.319	89	66	11	55.533	22.054	110	15.348	128	18.131	181	156
6	1:17.208	30.202	93	22.048	87	24.958	94	86									

21 Malcom Sanders , Exige S1-S/C Honda Lotus /									theoretical besttime: 55.033								
1	1:40.020	43.308	101	20.298	74	36.414	64		6	1:14.743	29.318	93	19.438	102	25.987	92	84
2	1:21.343	34.363	100	19.430	116	27.550	39	55	7	1:13.987	29.287	101	22.914	87	21.786	167	82
3	1:28.335	35.517	95	18.978	107	33.840	56	61	8	56.108	22.567	106	15.515	118	18.026	194	153
4	1:15.963	34.285	94	17.949	112	23.729	90	50	9	56.543	21.492	117	16.508	125	18.543	188	165
5	1:14.623	31.542	105	18.404	105	24.677	92	85	10	56.349	22.036	112	15.673	123	18.640	191	158

22 Anthony Clark , Exige S1 Lotus /									theoretical besttime: 58.418								
1	1:39.247	40.815	101	22.003	76	36.429	62		7	1:13.942	29.391	99	22.830	85	21.721	158	84
2	1:21.294	34.405	98	19.291	111	27.598	42	54	8	1:01.374	24.301	109	17.000	115	20.073	169	142
3	1:28.396	35.774	98	18.896	108	33.726	57	58	9	59.982	23.464	108	16.713	114	19.805	170	141
4	1:16.239	34.449	99	17.964	113	23.826	88	52	10	58.601	22.705	105	16.380	113	19.516	169	159
5	1:14.634	31.418	103	18.533	105	24.683	92	88	11	59.011	23.298	106	16.303	123	19.410	169	157
6	1:14.675	29.297	93	19.349	102	26.029	92	84									

24 Doug Setters , Elise S1-S/C Honda Lotus /									theoretical besttime: 57.716								
1	1:29.406	33.288	112	19.422	113	36.696	66		7	1:16.609	29.586	105	24.296	81	22.727	159	91
2	1:20.614	32.155	104	19.645	88	28.814	63	65	8	59.321	23.224	116	16.836	110	19.261	191	148
3	1:23.608	35.460	90	18.594	103	29.554	41	52	9	57.716	22.830	111	16.080	116	18.806	179	149
4	1:20.420	34.199	102	17.632	107	28.589	77	54	10	58.614	23.034	117	16.174	118	19.406	177	142
5	1:16.627	33.757	98	18.172	102	24.698	93	84	11	59.164	23.831	114	16.143	119	19.190	193	145
6	1:15.464	29.121	101	20.033	71	26.310	97	93									

25 Tess Howell , Exige S2 Lotus /									theoretical besttime: 59.881								
1	1:36.617	38.859	97	22.304	76	35.454	68		7	1:13.885	29.617	89	22.276	95	21.992	155	95
2	1:21.317	34.810	95	19.430	106	27.077	50	59	8	1:02.380	24.246	105	18.064	113	20.070	173	137
3	1:27.848	35.845	95	19.645	105	32.358	64	65	9	1:00.227	23.708	103	16.678	115	19.841	173	138
4	1:17.097	33.459	99	19.028	105	24.610	97	48	10	1:00.957	24.008	101	16.663	118	20.286	171	146
5	1:15.155	32.427	88	18.419	107	24.309	98	81	11	1:00.608	24.168	103	16.332	124	20.108	171	145
6	1:15.029	29.684	96	19.575	100	25.770	93	92									

27 Jeremy Braker , Elise S1 Lotus /									theoretical besttime: 57.685								
1	1:32.076	35.246	106	21.399	84	35.431	64		7	1:15.456	29.174	105	24.052	85	22.230	144	86
2	1:20.581	32.499	105	18.800	94	29.282	55	60	8	59.825	23.456	108	16.793	103	19.576	166	141
3	1:24.625	35.048	98	18.997	117	30.580	38	47	9	58.913	22.475	109	17.242	121	19.196	165	157
4	1:19.877	33.675	106	17.387	115	28.815	68	51	10	58.003	22.467	110	16.463	116	19.073	169	147
5	1:16.418	33.051	104	18.567	94	24.800	85	69	11	58.408	22.762	107	16.145	120	19.501	165	152
6	1:15.068	28.556	104	20.403	76	26.109	95	93									

DTM Brands Hatch

Brands Hatch, length 1929 m

08 / 10 June 2007

Lotus On Track Elise Trophy

Lap analysis race 1

Lap	Time	S1	V1	S2	V2	S3	V3	Vmax	Lap	Time	S1	V1	S2	V2	S3	V3	Vmax
33 Michael Edwards , Elise S1 Lotus /									theoretical besttime: 56.420								
1	1:21.988	31.653	109	17.799	84	32.536	76		7	1:16.606	30.389	91	23.702	89	22.515	146	83
2	1:22.102	32.178	81	21.815	88	28.109	72	68	8	57.285	22.672	112	15.852	129	18.761	176	155
3	1:22.680	34.519	91	20.045	107	28.116	45	58	9	56.889	22.450	110	15.788	128	18.651	177	165
4	1:20.428	33.095	95	20.113	84	27.220	77	69	10	56.920	22.226	109	15.680	128	19.014	175	155
5	1:15.653	33.135	93	18.254	120	24.264	85	74	11	57.592	22.089	111	16.459	118	19.044	173	159
6	1:17.406	30.688	90	22.252	84	24.466	109	82									

38 Bj Chong , Elise S1 PTP170 Lotus /									theoretical besttime: 57.362								
1	1:31.365	34.558	106	21.544	84	35.263	63		7	1:15.508	28.861	100	24.412	83	22.235	147	95
2	1:20.694	31.839	94	19.546	98	29.309	57	61	8	59.751	23.337	106	16.942	110	19.472	175	143
3	1:24.094	34.677	90	19.107	109	30.310	40	50	9	57.362	22.424	109	16.060	131	18.878	174	167
4	1:20.192	33.272	99	18.067	114	28.853	75	58	10	1:01.011	22.434	107	19.290	102	19.287	175	159
5	1:16.592	32.909	100	18.789	97	24.894	87	74	11	58.372	22.821	107	16.469	120	19.082	174	143
6	1:15.295	28.079	104	20.763	78	26.453	97	100									

42 Mark Gooday , 340R Lotus /									theoretical besttime: 56.294								
1	1:22.861	31.961	113	17.778	86	33.122	80		7	1:16.375	29.793	107	23.955	92	22.627	147	84
2	1:22.496	32.012	101	21.721	84	28.763	69	68	8	57.121	22.346	116	16.191	119	18.584	185	146
3	1:22.900	33.823	100	20.354	102	28.723	46	60	9	56.733	21.888	114	16.022	124	18.823	184	160
4	1:20.301	32.498	109	20.045	83	27.758	76	71	10	56.605	21.775	114	16.333	129	18.497	183	155
5	1:15.319	32.558	104	18.284	118	24.477	91	77	11	57.220	22.059	116	16.325	109	18.836	183	158
6	1:17.541	30.400	98	22.269	77	24.872	102	78									

44 Andy Gordon , Elise S1 111S Lotus /									theoretical besttime: 56.763								
1	1:25.553	33.350	110	17.021	95	35.182	78		7	1:16.657	29.583	107	24.201	95	22.873	147	91
2	1:21.715	31.656	84	21.371	98	28.688	64	61	8	58.008	22.479	110	16.013	119	19.516	176	159
3	1:23.120	34.468	103	19.610	105	29.042	43	64	9	57.973	22.466	112	16.085	121	19.422	176	144
4	1:20.684	32.262	108	19.721	96	28.701	76	61	10	57.422	21.831	109	15.946	128	19.645	167	163
5	1:15.532	32.368	109	18.345	114	24.819	91	74	11	57.242	22.225	111	16.031	126	18.986	176	145
6	1:16.736	30.104	107	21.561	77	25.071	96	87									

58 Simon Scuffham , Elise S1-S/C Honda Lotus /									theoretical besttime: 52.615								
1	1:09.576	26.142	120	15.443	116	27.991	86		7	1:20.005	30.129	90	22.281	106	27.595	157	90
2	1:22.769	32.522	87	21.550	89	28.697	86	75	8	53.314	21.080	122	14.672	137	17.562	201	158
3	1:23.039	32.547	86	20.656	98	29.836	88	77	9	52.785	20.592	123	14.502	139	17.691	199	162
4	1:22.219	33.232	88	20.664	93	28.323	102	66	10	53.047	20.854	120	14.671	129	17.522	202	162
5	1:16.443	29.479	92	20.355	94	26.609	112	89	11	52.829	20.591	122	14.628	135	17.610	202	170
6	1:17.379	30.004	83	21.091	98	26.284	100	95									

62 Tom Chatterway , Elise S1 PTP165 Lotus /									theoretical besttime: 58.817								
1	1:27.657	33.761	106	18.308	113	35.588	77		7	1:16.504	29.717	106	24.507	92	22.280	141	91
2	1:21.171	31.274	99	21.031	99	28.866	65	60	8	59.139	22.958	105	16.522	127	19.659	170	142
3	1:23.595	35.054	103	19.064	106	29.477	43	64	9	59.232	22.823	107	16.937	116	19.472	170	153
4	1:20.510	32.922	101	18.730	104	28.858	75	61	10	1:00.404	23.615	104	16.978	117	19.811	169	143
5	1:15.636	33.040	102	17.788	114	24.808	95	79	11	1:01.086	24.324	106	17.143	114	19.619	170	155
6	1:16.167	30.448	96	20.321	70	25.398	105	87									

67 Andrew Kell , Elise S2-S/C Honda /									theoretical besttime: 53.953								
1	1:17.341	30.390	116	17.306	85	29.645	75		7	1:16.531	29.569	93	22.062	114	24.900	161	94
2	1:23.601	33.710	86	21.689	88	28.202	75	70	8	56.582	22.406	118	15.708	115	18.468	194	151
3	1:22.192	33.935	85	19.141	96	29.116	50	66	9	54.944	21.453	116	15.549	128	17.942	194	156
4	1:20.945	32.513	95	21.404	85	27.028	77	64	10	54.449	21.136	115	15.497	134	17.816	194	161
5	1:15.779	32.628	92	18.106	105	25.045	93	78	11	53.953	21.008	120	15.170	130	17.775	194	160
6	1:17.656	30.585	89	21.834	89	25.237	95	87									

DTM Brands Hatch

Brands Hatch, length 1929 m

08 / 10 June 2007

Lotus On Track Elise Trophy

Lap analysis race 1

Lap	Time	S1	V1	S2	V2	S3	V3	Vmax	Lap	Time	S1	V1	S2	V2	S3	V3	Vmax
69 Paul Harding , Elise S1 111S Lotus /									theoretical besttime: 56.575								
1	1:20.287	31.081	108	18.005	83	31.201	68		7	1:17.447	30.314	97	24.078	97	23.055	144	84
2	1:22.271	32.727	91	21.659	85	27.885	71	65	8	57.659	22.745	109	15.747	126	19.167	173	150
3	1:22.318	33.984	82	20.086	96	28.248	46	59	9	56.751	22.147	110	15.664	126	18.940	173	172
4	1:20.786	33.705	97	20.058	84	27.023	75	60	10	56.830	21.998	110	15.642	129	19.190	172	157
5	1:15.943	33.024	90	18.083	112	24.836	85	70	11	56.689	21.993	109	15.662	128	19.034	172	168
6	1:17.334	30.649	88	22.279	77	24.406	96	81									

71 David Sutton , Elise S1-Audi S/C Lotus /									theoretical besttime: 1:21.739								
1	1:33.473	36.583	103	21.392	78	35.498	63		3	5:11.043	36.121	87	19.888	94			50
2	1:21.739	34.317	91	19.751	104	27.671	55	50									

77 Chris Pearson , Motorsport Elise Lotus /									theoretical besttime: 54.932								
1	1:11.388	28.722	117	15.503	112	27.163	81		7	1:19.393	29.874	97	22.306	106	27.213	148	94
2	1:22.475	32.182	88	21.197	89	29.096	81	68	8	57.917	22.859	118	16.160	100	18.898	184	135
3	1:23.155	32.624	87	20.657	98	29.874	80	77	9	56.348	22.383	118	15.758	125	18.207	186	140
4	1:22.452	33.272	82	20.589	94	28.591	93	66	10	56.229	22.359	119	15.665	117	18.205	185	149
5	1:16.144	30.008	89	19.761	98	26.375	114	87	11	54.932	21.802	120	14.990	122	18.140	186	146
6	1:17.557	30.024	89	21.283	94	26.250	111	95									

81 Neil McKean , Elise S1-NA Honda Lotus /									theoretical besttime: 54.572								
1	1:13.883	29.460	112	16.682	96	27.741	70		7	1:17.770	29.331	93	22.098	107	26.341	145	97
2	1:23.205	32.429	85	22.063	104	28.713	77	67	8	56.040	22.067	116	15.589	116	18.384	183	153
3	1:22.596	31.196	93	22.526	107	28.874	65	74	9	54.838	21.099	116	15.576	135	18.163	184	168
4	1:22.277	32.732	86	21.793	96	27.752	82	61	10	54.871	21.110	116	15.561	134	18.200	184	168
5	1:15.367	31.547	104	17.981	119	25.839	105	81	11	54.900	21.272	119	15.310	138	18.318	183	169
6	1:18.054	30.495	83	21.472	91	26.087	109	85									

88 Chris Randall , Exige S1-S/C Honda Lotus /									theoretical besttime: 52.585								
1	1:08.946	24.590	123	16.368	107	27.988	85		7	1:19.750	30.118	81	22.084	101	27.548	149	90
2	1:22.900	32.745	87	21.462	92	28.693	85	76	8	52.978	20.696	127	14.573	141	17.709	199	164
3	1:22.652	32.462	83	20.806	91	29.384	83	78	9	52.632	20.400	124	14.479	141	17.753	199	161
4	1:22.337	33.457	79	20.912	91	27.968	100	70	10	52.985	20.691	123	14.486	140	17.808	197	159
5	1:16.663	29.696	85	20.401	92	26.566	112	95	11	52.953	20.671	123	14.576	140	17.706	199	159
6	1:17.331	30.076	82	20.788	97	26.467	101	95									

95 Gavin Kirby , Exige S2 Lotus /									theoretical besttime: 56.583								
1	1:21.009	31.125	108	17.539	87	32.345	70		7	1:17.269	30.684	95	23.771	91	22.814	144	84
2	1:22.034	32.667	86	21.591	85	27.776	73	68	8	57.791	23.007	105	15.983	129	18.801	177	152
3	1:22.430	34.552	88	19.878	102	28.000	48	56	9	57.686	22.742	108	15.877	121	19.067	174	175
4	1:20.736	33.921	95	19.994	81	26.821	74	59	10	56.835	22.315	108	15.789	131	18.731	177	150
5	1:15.808	33.185	89	17.902	112	24.721	84	70	11	57.501	22.943	109	15.537	126	19.021	176	155
6	1:17.400	30.923	88	22.368	82	24.109	102	84									

98 David Rowatt , M/sort Elise-NA Honda Lotus /									theoretical besttime: 57.615								
1	1:37.825	39.355	98	22.607	79	35.863	62		7	1:13.428	29.370	90	22.609	88	21.449	154	90
2	1:21.557	34.804	97	19.201	110	27.552	46	58	8	1:01.265	25.146	103	16.521	122	19.598	164	130
3	1:28.174	36.182	96	18.819	109	33.173	56	57	9	58.434	22.682	106	16.161	120	19.591	165	138
4	1:16.906	35.081	100	18.026	115	23.799	91	47	10	1:03.241	22.974	105			40.267	168	143
5	1:14.467	31.406	94	18.607	108	24.454	98	88	11	58.077	23.103	111	16.202	123	18.772	181	144
6	1:14.795	29.616	91	19.272	99	25.907	90	84									

99 James Knight , Elise S1 111S Lotus /									theoretical besttime: 56.743								
1	1:23.891	32.638	106	17.390	90	33.863	77		7	1:16.766	30.046	99	24.158	95	22.562	145	88
2	1:21.995	32.574	93	20.790	92	28.631	66	65	8	57.720	22.853	109	15.747	127	19.120	173	146
3	1:23.035	34.451	96	19.876	106	28.708	43	60	9	57.751	22.216	111	15.908	125	19.627	172	155
4	1:20.699	32.843	100	19.513	83	28.343	76	60	10	56.743	22.126	111	15.689	133	18.928	173	152
5	1:15.587	32.416	101	18.848	109	24.323	94	74	11	57.002	22.223	109	15.705	131	19.074	173	162
6	1:16.962	29.883	96	22.177	78	24.902	103	84									

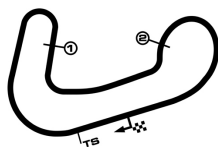
DTM Brands Hatch

Brands Hatch, length 1929 m

08 / 10 June 2007

Lotus On Track Elise Trophy

Lap by Lap: race 1



Reg.No.: 40466

2 Golding															
1	1:30.151	2	1:20.759	3	1:23.792	4	1:20.240	5	1:16.351	6	1:15.510	7	1:16.404	8	1:00.223
9	58.571	10	58.498	11	58.680										

3 Watkins															
1	1:15.475	2	1:23.385	3	1:23.390	4	1:21.076	5	1:15.756	6	1:17.815	7	1:16.681	8	57.932
9	56.029	10	55.541	11	56.924										

5 Doe															
1	1:14.259	2	1:23.505	3	1:22.855	4	1:21.962	5	1:15.478	6	1:18.042	7	1:17.222	8	1:04.619
9	55.728	10	55.574	11	56.347										

6 Walsh															
1	1:10.627	2	1:22.670	3	1:23.073	4	1:22.081	5	1:16.445	6	1:17.697	7	1:19.416	8	53.721
9	52.700	10	52.576	11	52.756										

8 Walsh															
1	1:35.502	2	1:21.399	3	1:27.490	4	1:17.253	5	1:15.423	6	1:15.040	7	1:13.784	8	1:01.214
9	1:00.606	10	59.917	11	59.599										

9 Roberts															
1	1:34.629	2	1:21.434	3	1:27.151	4	1:17.943	5	1:15.430	6	1:14.897	7	1:13.920	8	59.344
9	58.317	10	58.176	11	58.180										

10 Crowder															
1	1:32.845	2	1:21.668	3	1:24.081	4	1:21.461	5	1:15.509	6	1:14.492	7	1:14.133	8	1:01.466
9	1:00.650	10	1:00.360	11	59.883										

11 Treasure															
1	1:12.697	2	1:22.106	3	1:23.561	4	1:22.321	5	1:15.954	6	1:17.398	7	1:18.547		

14 Baumhardt															
1	1:26.415	2	1:21.601	3	1:23.301	4	1:20.507	5	1:15.412	6	1:16.562	7	1:16.975	8	58.196
9	57.184	10	57.116	11	56.096										

19 Bicknell															
1	1:19.289	2	1:22.473	3	1:22.431	4	1:20.744	5	1:16.113	6	1:17.208	7	1:16.775	8	56.699
9	56.190	10	55.530	11	55.533										

21 Sanders															
1	1:40.020	2	1:21.343	3	1:28.335	4	1:15.963	5	1:14.623	6	1:14.743	7	1:13.987	8	56.108
9	56.543	10	56.349												

22 Clark															
1	1:39.247	2	1:21.294	3	1:28.396	4	1:16.239	5	1:14.634	6	1:14.675	7	1:13.942	8	1:01.374
9	59.982	10	58.601	11	59.011										

24 Setters															
1	1:29.406	2	1:20.614	3	1:23.608	4	1:20.420	5	1:16.627	6	1:15.464	7	1:16.609	8	59.321
9	57.716	10	58.614	11	59.164										

DTM Brands Hatch

Brands Hatch, length 1929 m

08 / 10 June 2007

Lotus On Track Elise Trophy

Lap by Lap: race 1

25 Howell															
1	1:36.617	2	1:21.317	3	1:27.848	4	1:17.097	5	1:15.155	6	1:15.029	7	1:13.885	8	1:02.380
9	1:00.227	10	1:00.957	11	1:00.608										

27 Braker															
1	1:32.076	2	1:20.581	3	1:24.625	4	1:19.877	5	1:16.418	6	1:15.068	7	1:15.456	8	59.825
9	58.913	10	58.003	11	58.408										

33 Edwards															
1	1:21.988	2	1:22.102	3	1:22.680	4	1:20.428	5	1:15.653	6	1:17.406	7	1:16.606	8	57.285
9	56.889	10	56.920	11	57.592										

38 Chong															
1	1:31.365	2	1:20.694	3	1:24.094	4	1:20.192	5	1:16.592	6	1:15.295	7	1:15.508	8	59.751
9	57.362	10	1:01.011	11	58.372										

42 Gooday															
1	1:22.861	2	1:22.496	3	1:22.900	4	1:20.301	5	1:15.319	6	1:17.541	7	1:16.375	8	57.121
9	56.733	10	56.605	11	57.220										

44 Gordon															
1	1:25.553	2	1:21.715	3	1:23.120	4	1:20.684	5	1:15.532	6	1:16.736	7	1:16.657	8	58.008
9	57.973	10	57.422	11	57.242										

58 Scuffham															
1	1:09.576	2	1:22.769	3	1:23.039	4	1:22.219	5	1:16.443	6	1:17.379	7	1:20.005	8	53.314
9	52.785	10	53.047	11	52.829										

62 Chatterway															
1	1:27.657	2	1:21.171	3	1:23.595	4	1:20.510	5	1:15.636	6	1:16.167	7	1:16.504	8	59.139
9	59.232	10	1:00.404	11	1:01.086										

67 Kell															
1	1:17.341	2	1:23.601	3	1:22.192	4	1:20.945	5	1:15.779	6	1:17.656	7	1:16.531	8	56.582
9	54.944	10	54.449	11	53.953										

69 Harding															
1	1:20.287	2	1:22.271	3	1:22.318	4	1:20.786	5	1:15.943	6	1:17.334	7	1:17.447	8	57.659
9	56.751	10	56.830	11	56.689										

71 Sutton															
1	1:33.473	2	1:21.739	pit	5:11.043										

77 Pearson															
1	1:11.388	2	1:22.475	3	1:23.155	4	1:22.452	5	1:16.144	6	1:17.557	7	1:19.393	8	57.917
9	56.348	10	56.229	11	54.932										

81 McKean															
1	1:13.883	2	1:23.205	3	1:22.596	4	1:22.277	5	1:15.367	6	1:18.054	7	1:17.770	8	56.040

DTM Brands Hatch

Brands Hatch, length 1929 m

08 / 10 June 2007

Lotus On Track Elise Trophy

Lap by Lap: race 1

9	54.838	10	54.871	11	54.900										
---	---------------	----	--------	----	--------	--	--	--	--	--	--	--	--	--	--

88 Randall

1	1:08.946	2	1:22.900	3	1:22.652	4	1:22.337	5	1:16.663	6	1:17.331	7	1:19.750	8	52.978
9	52.632	10	52.985	11	52.953										

95 Kirby

1	1:21.009	2	1:22.034	3	1:22.430	4	1:20.736	5	1:15.808	6	1:17.400	7	1:17.269	8	57.791
9	57.686	10	56.835	11	57.501										

98 Rowatt

1	1:37.825	2	1:21.557	3	1:28.174	4	1:16.906	5	1:14.467	6	1:14.795	7	1:13.428	8	1:01.265
9	58.434	10	1:03.241	11	58.077										

99 Knight

1	1:23.891	2	1:21.995	3	1:23.035	4	1:20.699	5	1:15.587	6	1:16.962	7	1:16.766	8	57.720
9	57.751	10	56.743	11	57.002										

DTM Brands Hatch

Lotus On Track Elise Trophy

Lapchart: race 1

POS	1	2	3	4	5	6	7	8	9	10	11	12	13	14	15	16	17	18	19	20	21	22	23	24	25	26	27	28	29	30
LAP 1	88	58	6	77	11	81	5	3	67	19	69	95	33	42	99	44	14	62	24	2	38	27	10	71	9	8	25	98	22	21
LAP 2	88	58	6	77	11	81	5	3	67	19	69	95	33	42	99	44	14	62	24	2	38	27	10	71	9	8	25	98	22	21
LAP 3	88	58	6	77	11	81	5	3	67	19	69	95	33	42	99	44	14	62	24	2	38	27	10	9	8	25	98	22	21	71.
LAP 4	88	58	6	77	11	81	5	3	67	19	69	95	33	42	99	44	14	62	24	2	38	27	10	9	8	25	98	22	21	
LAP 5	88	58	6	77	11	81	5	3	67	19	69	95	33	42	99	44	14	62	24	2	38	27	10	9	8	25	98	22	21	
LAP 6	88	58	6	77	11	81	5	3	67	19	69	95	33	42	99	44	14	62	24	2	38	27	10	9	8	25	98	22	21	
LAP 7	88	58	6	77	11	81	5	3	67	19	69	95	33	42	99	44	14	62	24	2	38	27	10	9	8	25	98	22	21	
LAP 8	88	58	6	81	77	67	3	19	69	33	95	42	99	5	44	14	62	24	2	38	27	9	21	10	8	98	25	22		
LAP 9	88	58	6	81	67	77	3	19	69	33	42	95	5	99	44	14	62	24	38	21	2	27	9	10	98	8	25	22		
LAP 10	88	58	6	81	67	77	3	19	69	33	42	95	5	99	14	44	21	24	62	2	27	9	38	10	8	22	98	25		
LAP 11	88	58	6	81	67	77	19	3	69	42	33	5	95	99	14	44	24	2	27	9	38	62	10	8	22	98	25			

DTM Brands Hatch

Brands Hatch, length 1929 m

08 / 10 June 2007

Lotus On Track Elise Trophy

Result race 1



Reg.No.: 40466

started : 31 classified : 27 not classified : 4

Pos	No.	Cl.	Entrant Driver, Place	Sponsor Make	Lap	Time total	Interval	Avg. GAP Total	fastest Avg.	at Lap
1	88	C	Chris Randall	Exige S1-S/C Honda Lotus	11	12:42.127		100.231	52.632	9
2	58	C	Simon Scuffham	Elise S1-S/C Honda Lotus	11	12:43.405	01.278	100.063	52.785	9
3	6	C	Andrew Walsh	Elise S1-S/C Honda Lotus	11	12:43.762	01.635	100.016	52.576	10
4	81	B	Neil McKean	Elise S1-NA Honda Lotus	11	12:53.801	11.674	98.718	54.838	9
5	67	C	Andrew Kell	Elise S2-S/C Honda	11	12:53.973	11.846	98.696	53.953	11
6	77	B	Chris Pearson	Motorsport Elise Lotus	11	12:57.990	15.863	98.187	54.932	11
7	19	B	Sean Bicknell	Exige S1 Lotus	11	12:58.985	16.858	98.061	55.530	10
8	3	B	Christian Watkins	Elise S1-NA Honda Lotus	11	13:00.004	17.877	97.933	55.541	10
9	69	A	Paul Harding	Elise S1 111S Lotus	11	13:04.315	22.188	97.395	56.689	11
10	42	B	Mark Gooday	340R Lotus	11	13:05.472	23.345	97.252	56.605	10
11	33	A	Michael Edwards	Elise S1 Lotus	11	13:05.549	23.422	97.242	56.889	9
12	5	D	Tony Doe	Elise S1 - Audi Turbo	11	13:05.591	23.464	97.237	55.574	10
13	95	A	Gavin Kirby	Exige S2 Lotus	11	13:06.499	24.372	97.125	56.835	10
14	99	A	James Knight	Elise S1 111S Lotus	11	13:08.151	26.024	96.921	56.743	10
15	14	A	Hans Baumhardt	Elise S2 111S Lotus	11	13:09.365	27.238	96.772	56.096	11
16	44	A	Andy Gordon	Elise S1 111S Lotus	11	13:10.642	28.515	96.616	57.242	11
17	24	C	Doug Setters	Elise S1-S/C Honda Lotus	11	13:17.563	35.436	95.777	57.716	9
18	2	A	Paul Golding	Elise S1 Sport 160 Lotus	11	13:19.179	37.052	95.584	58.498	10
19	27	B	Jeremy Braker	Elise S1 Lotus	11	13:19.250	37.123	95.575	58.003	10
20	9	A	Martin Roberts	Elise S2 Lotus	11	13:19.421	37.294	95.555	58.176	10
21	38	A	Bj Chong	Elise S1 PTP170 Lotus	11	13:20.236	38.109	95.457	57.362	9
22	62	A	Tom Chatterway	Elise S1 PTP165 Lotus	11	13:21.101	38.974	95.354	59.139	8
23	10	A	Sarah Crowder	Elise S1 Lotus	11	13:26.548	44.421	94.710	59.883	11
24	8	A	Graham Walsh	Elise S1 Lotus	11	13:27.227	45.100	94.631	59.599	11
25	22	B	Anthony Clark	Exige S1 Lotus	11	13:27.395	45.268	94.611	58.601	10
26	98	B	David Rowatt	M/sort Elise-NA Honda Lotus	11	13:28.169	46.042	94.520	58.077	11

Subject to final scrutineering !

DTM Brands Hatch

Brands Hatch, length 1929 m

08 / 10 June 2007

Lotus On Track Elise Trophy

Result race 1



Reg.No.: 40466

started : 31 classified : 27 not classified : 4

Pos	No.	Cl.	Entrant Driver, Place	Sponsor Make	Lap	Time total	Interval	Avg. GAP Total	fastest Avg.	at Lap
27	25	A	Tess Howell	Exige S2 Lotus	11	13:31.120	48.993 02.951	94.176	1:00.227 115.304	9
NOT CLASSIFIED										
	11	C	Russ Treasure	Exige S1-S/C Honda Lotus	7	9:12.584	4 laps	87.970	1:15.954 91.429	5
	71	C	David Sutton	Elise S1-Audi S/C Lotus	3	8:06.255	8 laps	42.844	1:21.739 84.958	2
	18	B	Steve Williams	Elise S1-Duratec Lotus	0	00.000	11 laps	0.000	00.000 0.000	
	82	B	David Skeggs	Elise S1 Lotus	0	00.000	11 laps	0.000	00.000 0.000	

fastest lap: 6 Walsh Andrew 52.576 =132.083 km/h

Subject to final scrutineering !

Issued:	Clerk of the Course:	Timekeeper:
---------	----------------------	-------------

DTM Brands Hatch

Brands Hatch, length 1929 m

08 / 10 June 2007

Lotus On Track Elise Trophy

Result race 1



Reg.No.: 40466

Pos.	No.	Cl.	Entrant Driver	Car	Lap	Time	Gap Intervall	Speed Total	Fast Lap. Speed
<u>A</u>									
Started: 13 Classified: 13 not Classified: 0									
1	69	A	Harding Paul,	Elise S1 111S Lotus	11	13:04.315		97.395	56.689 11 122.500
2	33	A	Edwards Michael,	Elise S1 Lotus	11	13:05.549	01.234 +01.234	97.242	56.889 9 122.069
3	95	A	Kirby Gavin,	Exige S2 Lotus	11	13:06.499	02.184 +00.950	97.125	56.835 10 122.185
4	99	A	Knight James,	Elise S1 111S Lotus	11	13:08.151	03.836 +01.652	96.921	56.743 10 122.383
5	14	A	Baumhardt Hans,	Elise S2 111S Lotus	11	13:09.365	05.050 +01.214	96.772	56.096 11 123.795
6	44	A	Gordon Andy,	Elise S1 111S Lotus	11	13:10.642	06.327 +01.277	96.616	57.242 11 121.317
7	2	A	Golding Paul,	Elise S1 Sport 160 Lotus	11	13:19.179	14.864 +08.537	95.584	58.498 10 118.712
8	9	A	Roberts Martin,	Elise S2 Lotus	11	13:19.421	15.106 +00.242	95.555	58.176 10 119.369
9	38	A	Chong Bj,	Elise S1 PTP170 Lotus	11	13:20.236	15.921 +00.815	95.457	57.362 9 121.063
10	62	A	Chatterway Tom,	Elise S1 PTP165 Lotus	11	13:21.101	16.786 +00.865	95.354	59.139 8 117.425
11	10	A	Crowder Sarah,	Elise S1 Lotus	11	13:26.548	22.233 +05.447	94.710	59.883 11 115.966
12	8	A	Walsh Graham,	Elise S1 Lotus	11	13:27.227	22.912 +00.679	94.631	59.599 11 116.519
13	25	A	Howell Tess,	Exige S2 Lotus	11	13:31.120	26.805 +03.893	94.176	1:00.227 9 115.304

Fastest Lap: 14 Baumhardt Hans 56.096 = 123.795 km/h

Subject to final scrutineering!

DTM Brands Hatch

Brands Hatch, length 1929 m

08 / 10 June 2007

Lotus On Track Elise Trophy

Result race 1



Reg.No.: 40466

Pos.	No.	Cl.	Entrant Driver	Car	Lap	Time	Gap Intervall	Speed Total	Fast Lap. Speed
<u>B</u>									
<u>Started: 10</u>									
<u>Classified: 8</u>									
<u>not Classified: 2</u>									
1	81	B	McKean Neil,	Elise S1-NA Honda Lotus	11	12:53.801		98.718	54.838 9 126.635
2	77	B	Pearson Chris,	Motorsport Elise Lotus	11	12:57.990	04.189	98.187	54.932 11 126.418
3	19	B	Bicknell Sean,	Exige S1 Lotus	11	12:58.985	05.184	98.061	55.530 10 125.057
4	3	B	Watkins Christian,	Elise S1-NA Honda Lotus	11	13:00.004	06.203	97.933	55.541 10 125.032
5	42	B	Gooday Mark,	340R Lotus	11	13:05.472	11.671	97.252	56.605 10 122.682
6	27	B	Braker Jeremy,	Elise S1 Lotus	11	13:19.250	25.449	95.575	58.003 10 119.725
7	22	B	Clark Anthony,	Exige S1 Lotus	11	13:27.395	33.594	94.611	58.601 10 118.503
8	98	B	Rowatt David,	M/sort Elise-NA Honda Lotus	11	13:28.169	34.368	94.520	58.077 11 119.572

NOT CLASSIFIED

18	B	Williams Steve,	Elise S1-Duratec Lotus	0	00.000	11 Laps	0.000	00.000	0.000
82	B	Skeggs David,	Elise S1 Lotus	0	00.000	11 Laps	0.000	00.000	0.000

Fastest Lap: 81 McKean Neil 54.838 = 126.635 km/h

Subject to final scrutineering!

DTM Brands Hatch

Brands Hatch, length 1929 m

08 / 10 June 2007

Lotus On Track Elise Trophy

Result race 1



Reg.No.: 40466

Pos.	No.	Cl.	Entrant Driver	Car	Lap	Time	Gap Intervall	Speed Total	Fast Lap. Speed
C									
Started: 7			Classified: 5			not Classified: 2			
1	88	C	Randall Chris,	Exige S1-S/C Honda Lotus	11	12:42.127		100.231	52.632 9 131.943
2	58	C	Scuffham Simon,	Elise S1-S/C Honda Lotus	11	12:43.405	01.278	100.063	52.785 9 131.560
3	6	C	Walsh Andrew,	Elise S1-S/C Honda Lotus	11	12:43.762	01.635	100.016	52.576 10 132.083
4	67	C	Kell Andrew,	Elise S2-S/C Honda	11	12:53.973	11.846	98.696	53.953 11 128.712
5	24	C	Setters Doug,	Elise S1-S/C Honda Lotus	11	13:17.563	35.436	95.777	57.716 9 120.320

NOT CLASSIFIED

11	C	Treasure Russ,	Exige S1-S/C Honda Lotus	7	9:12.584	4 Laps	87.970	1:15.954 5 91.429
71	C	Sutton David,	Elise S1-Audi S/C Lotus	3	8:06.255	8 Laps	42.844	1:21.739 2 84.958

Fastest Lap: 6 Walsh Andrew 52.576 = 132.083 km/h

Subject to final scrutineering!

DTM Brands Hatch

Brands Hatch, length 1929 m

08 / 10 June 2007

Lotus On Track Elise Trophy

Result race 1



Reg.No.: 40466

Pos.	No.	Cl.	Entrant Driver	Car	Lap	Time	Gap Intervall	Speed Total	Fast Lap. Speed
------	-----	-----	-------------------	-----	-----	------	------------------	----------------	--------------------

D

Started: 1 Classified: 1 not Classified: 0

1	5	D	Doe Tony,	Elise S1 - Audi Turbo	11	13:05.591		97.237	55.574 10 124.958
---	---	---	-----------	-----------------------	----	-----------	--	--------	----------------------

Fastest Lap: 5 Doe Tony 55.574 = 124.958 km/h

Subject to final scrutineering!

DTM Brands Hatch

Brands Hatch, length 1929 m

08 / 10 June 2007

Lotus On Track Elise Trophy

Topspeed: race 1



Reg.No.: 40466

Car No.	Driver	Make	Speed km/h
95	Gavin Kirby	Exige S2 Lotus	175
69	Paul Harding	Elise S1 111S Lotus	172
6	Andrew Walsh	Elise S1-S/C Honda Lotus	171
58	Simon Scuffham	Elise S1-S/C Honda Lotus	170
81	Neil McKean	Elise S1-NA Honda Lotus	169
38	Bj Chong	Elise S1 PTP170 Lotus	167
21	Malcom Sanders	Exige S1-S/C Honda Lotus	165
33	Michael Edwards	Elise S1 Lotus	165
19	Sean Bicknell	Exige S1 Lotus	164
88	Chris Randall	Exige S1-S/C Honda Lotus	164
14	Hans Baumhardt	Elise S2 111S Lotus	163
44	Andy Gordon	Elise S1 111S Lotus	163
99	James Knight	Elise S1 111S Lotus	162
67	Andrew Kell	Elise S2-S/C Honda	161
42	Mark Gooday	340R Lotus	160
22	Anthony Clark	Exige S1 Lotus	159
10	Sarah Crowder	Elise S1 Lotus	159
5	Tony Doe	Elise S1 - Audi Turbo	158
2	Paul Golding	Elise S1 Sport 160 Lotus	157
27	Jeremy Braker	Elise S1 Lotus	157
62	Tom Chatterway	Elise S1 PTP165 Lotus	155
3	Christian Watkins	Elise S1-NA Honda Lotus	154
8	Graham Walsh	Elise S1 Lotus	150
77	Chris Pearson	Motorsport Elise Lotus	149
24	Doug Setters	Elise S1-S/C Honda Lotus	149
9	Martin Roberts	Elise S2 Lotus	147
25	Tess Howell	Exige S2 Lotus	146
98	David Rowatt	M/sort Elise-NA Honda Lotus	144
11	Russ Treasure	Exige S1-S/C Honda Lotus	94
71	David Sutton	Elise S1-Audi S/C Lotus	50

DTM Brands Hatch

Brands Hatch, length 1929 m

08 / 10 June 2007

Lotus On Track Elise Trophy


Weather race 1



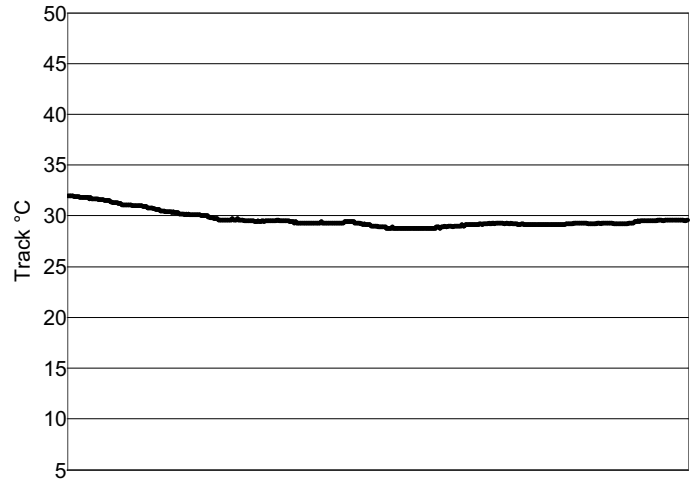
Reg.No.: 40466

09.06.2007, 14:50:00 - 15:10:00


Air temperatur



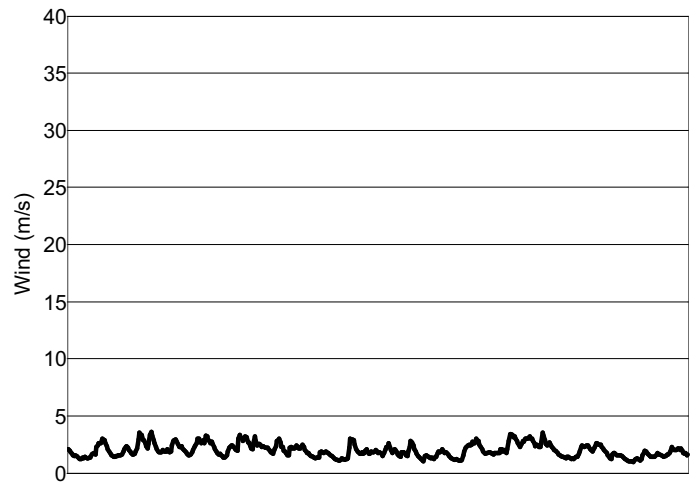
Track temperatur




Air pressure



Wind



Rain



Weather:

sunny/coudy